

Ferramentas sólidas rotativas

FRESAMENTO
FURAÇÃO
ROSQUEAMENTO COM MACHO
ALARGAMENTO





Vamos introduzir nossos novos catálogos

O catálogo consiste em três volumes: Ferramentas para Torneamento, Ferramentas Rotativas e Ferramentas Sólidas Rotativas. No total, mais de 30.000 produtos standard foram lançados.

Ferramentas para Torneamento – Torneamento geral, Cortes e canais, Torneamento de roscas, Ferramentas multifunção, Sistemas de fixação de ferramentas e Adaptadores para ferramentas de torneamento

Ferramentas Rotativas – Fresamento, Furação, Mandrilamento e Adaptadores para ferramentas rotativas

Ferramentas Sólidas Rotativas – Fresamento, Furação, Rosqueamento com macho e Alargamento

Use as visões gerais dos produtos no início de cada capítulo para encontrar sua área de interesse e uma referência levará você para a página do produto. As referências visuais no final de cada página do produto irão guiá-lo para mais informações e os produtos relacionados, como suportes, pastilhas e dados de corte.

Nossa oferta total com aproximadamente 50.000 produtos standard que podem ser encontrados em :

www.sandvik.coromant.com. Se você não encontrar o que precisa, temos uma ampla gama de produtos que podem ser personalizados mediante sua solicitação.

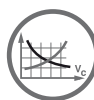
Visite www.sandvik.coromant.com para obter as últimas medidas e tolerâncias, dados de corte detalhados e solicitar todos os produtos e componentes disponíveis.



Explicação sobre os símbolos de referência:



Recomendações de tamanhos de furos



Dados de corte



Descrição da classe



Explicação dos parâmetros ISO 13399



Chave de código



Informações sobre refrigeração



Recondicionamento



Informação



Primeira escolha

Boa escolha

Não disponível

Nosso portfólio de produtos

Tudo o que fazemos é apoiar o fluxo de trabalho, a eficiência e a produtividade. Com base em nossa experiência, sabemos que ocasiões diferentes requerem soluções diferentes. Não existe uma fórmula que sirva para tudo. Por isso, desenvolvemos uma oferta que inclui ferramentas sólidas rotativas em três categorias diferentes.



Versatile

Soluções versáteis

Uma ampla gama de produtos de alto desempenho que oferecem alta flexibilidade e boa relação custo/benefício.



Optimized

Soluções otimizadas

Uma linha exclusiva de ferramentas para necessidades específicas e que proporcionam extrema eficiência, confiabilidade e durabilidade.



Customized

Soluções personalizadas

Os produtos Tailor Made e Especiais (Advanced Engineered - Engenharia Avançada) são projetados, individualmente, para atender as mais altas exigências de desempenho.

Como encontrar o produto certo


1. Selecione o tipo de aplicação
2. Selecione a seção de nosso portfólio de acordo com as suas necessidades

-
- Uma ferramenta para diversos materiais
 - Uma ferramenta robusta para várias aplicações
 - Ideal para produção de lotes pequenos e diversificados




B

-
- Ferramenta dedicada para material específico
 - Ferramenta otimizada para aplicação específica
 - Ideal para produção de lotes médios a grandes



C

-
- Uma ferramenta exclusiva personalizada para sua aplicação
 - Conhecimento avançado da aplicação e recomendações de especialistas
 - A ferramenta que não está disponível na oferta standard



D

E

- A Fresamento
- B Furação
- C Rosqueamento com macho
- D Alargamento
- E Informações gerais

Fresamento



Versátil

Fresa de topo CoroMill® Plura inteira de metal duro	A10
Desbaste pesado	A11-A24
Desbaste médio	A25-A28
Desbaste com quebra-cavacos	A29
Fresa de topo Ball Nose para perfilamento	A31-A34
Fresamento de chanfros	A35-A37



Otimizado

Fresa de topo CoroMill® Plura inteira de metal duro	A38
Fresamento pesado	A39-A52
Fresamento lateral com alto avanço	A53-A64
Fresa de facear para altos avanços	A65-A68
Fresamento de várias operações estáveis	A69-A80
Fresamento de peças duras	A81-A84
Remoção de cavacos grandes	A85-A92
Desbaste com quebra-cavacos	A93-A98
Acabamento	A99-A104
Microfresamento	A105
Fresa de topo Ball Nose para microfresamento	A107-A110
Fresa de topo Ball Nose para perfilamento	A111-A120
Aplicações de usinagem de bordas	A121-A126
Fresamento de rosca	A127-A138
Desbaste com altas velocidades	A139

Cabeça CoroMill® 316 inteira de metal duro	A141
--	------

Fresamento pesado	A142-A145
Fresamento de várias operações estáveis	A146-A149
Fresamento lateral com alto avanço	A150
Fresa de facear para altos avanços	A152-A154
Fresamento com alta carga de cavacos	A155
Remoção de cavacos grandes	A157
Desbaste com quebra-cavacos	A159
Perfilamento	A161-A163
Acabamento	A164-A166
Fresamento de chanfros	A167-A170
Cabeça de cerâmica soldada para desbaste de alta velocidade	A171

Fresa de topo inteira de metal duro CoroMill® 326	A173
---	------

Fresamento de chanfros	A174
Fresamento de rosca	A175



Personalizado


E2



CoroMill® Plura - Otimizada



Primeira escolha para desbaste e acabamento otimizados com CoroMill® Plura





















	Ferramenta	Página	Material
	Usinagem pesada (HD) em aço	A40-A47	P K
	Usinagem pesada (HD) em aço inoxidável	A48-A52	M
	Remoção de cavacos grandes (ALU)	A86-A92	N
	Múltiplas operações estáveis (VFD) em ligas à base de Ni	A78-A80	S
	Freamento de peças duras	A82-A84	P H
	Freamento lateral com alto avanço (HFS) em aço	A54	P K
	Freamento lateral com alto avanço (HFS) em aço inoxidável	A55-A58	M
	Freamento lateral com alto avanço (HFS) em ligas de titânio	A59-A64	S
	Acabamento (FSF)	A100-A104	P M K S H
	Faceamento com alto avanço (HFF)	A66-A68	P M K S H
	Desbaste de alta velocidade (CER) em ligas de Ni	A140	S

Símbolos de operação









Freamento de cantos a 90° 	Aplicações de usinagem de bordas 	Freamento de bolsões 	Freamento de canais 	Freamento em mergulho 	Usinagem em rampa
Faceamento 	Freamento de perfis 	Freamento de rosca 	Interpolação helicoidal 	Chanframento interno 	Chanframento externo









CoroMill® Plura - Otimizada

	Fresamento pesado			Fresamento lateral com alto avanço				Fresamento de várias operações estáveis
								
Material	Para aços	Para aços	Para aços inoxidáveis	Ligas à base de titânio	Para ligas à base de níquel	Para aços e aços inoxidáveis	Para aços inoxidáveis	Para ligas à base de níquel
Área de aplicação ISO	P K	P K	M S	S	S	P M K S	M S	S
D ₂ mm	6.00 - 25.00	2.00 - 25.00	6.00 - 25.00	4.00 - 32.00	4.00 - 25.00	2.00 - 25.00	2.00 - 25.00	2.00 - 16.00
D ₂ polegadas	.250 - .750	.125 - .750	.250 - .750	.188 - 1.250	-	.250 - 1.000	-	-
APMX/DC	2.10 - 2.50	2.10 - 2.50	2.10 - 2.50	2.10 - 2.50	2.10 - 2.50	1.80 - 4.00	1.80 - 3.50	1.90 - 2.40
ZEFP	5	4	4	4, 5, 6	4, 5	4	4	3, 4
RE mm	0.50 - 2.00	0.20 - 2.00	0.50 - 6.35	0.50 - 4.00	0.50 - 6.35	-	0.50 - 4.00	0.20 - 2.00
RE pol.	.015 - .060	.015 - .060	.015 - .190	.030 - .120	-	-	-	-
CHW mm	0.10 - 0.25	-	0.10 - 0.25	-	-	0.15 - 0.20	0.15 - 0.20	0.10
CHW pol.	.004 - .010	-	.004 - .010	-	-	.004 - .010	-	-
Haste	Cilíndrica	Cilíndrica	Cilíndrica	Cilíndrica Weldon iLock	Cilíndrica Weldon iLock	Cilíndrica Weldon	Cilíndrica	Cilíndrica Weldon
BSG	COROMANT	COROMANT	COROMANT	COROMANT	COROMANT	COROMANTDIN 6527 L	DIN 6527 L	DIN 6527 L
Classe	1730	1730	1740	1745	1710	1630, 1740	1640	1725
Refrigeração interna	✗	✗	✓	✓	✗	✗	✗	✓
Refrigeração externa	✓	✓	✗	✓	✓	✓	✓	✓
Página	A40-A43	A44-A47	A48-A52	A59-A62	A63-A64	A54-A56	A57-A58	A78-A80

	Fresa de facear para altos avanços	Fresamento de peças duras	Remoção de cavacos grandes	Acabamento		Desbaste com altas velocidades		
								
Material	Para aços e aços inoxidáveis endurecidos com dureza ≤ 63 HRC	Para aços inoxidáveis e aços com dureza ≤ 48 HRC	Para aços endurecidos com dureza ≤ 43 HRC ≤ 63	Para materiais não ferrosos	Para material não ferrosos com teor de silício de > 9%	Para aços endurecidos com dureza ≤ 43 HRC ≤ 63	Para aços inoxidáveis e aços com dureza ≤ 48 HRC	Para ligas à base de níquel
Área de aplicação ISO	P H	P M K S	P H	N	N O	P H	P M K S	S
D ₂ mm	4.00 - 20.00	4.00 - 20.00	2.00 - 16.00	2.00 - 20.00	1.00 - 16.00	3.00 - 20.00	3.00 - 20.00	10.00 - 12.00
D ₂ polegadas	-	-	.125 - .375	-	-	.250 - .750	.063 - .750	-
APMX/DC	2.25 - 2.75	1.00 - 2.75	1.00	1.00 - 4.10	1.00	1.80 - 4.50	1.90 - 2.80	0.75
ZEFP	4	4	2, 4	1, 2	2, 4	4, 6, 8, 10, 12, 14, 16	4, 5, 6, 8	4, 6
RE mm	0.50 - 2.00	0.50 - 2.00	0.20 - 3.00	0.15 - 2.50	-	0.50 - 2.00	-	1.50 - 6.00
RE pol.	-	-	.031 - .063	-	-	-	.016 - .125	-
CHW mm	-	-	-	0.10 - 0.15	0.10 - 0.15	0.10 - 0.15	0.10 - 0.15	-
CHW pol.	-	-	-	-	-	-	-	-
Haste	Cilíndrica	Cilíndrica	Cilíndrica	Cilíndrica	Cilíndrica	Cilíndrica	Cilíndrica	Cilíndrica
BSG	COROMANT	COROMANT DIN 6527 L	COROMANT	COROMANT DIN 6527 L	COROMANT	COROMANT DIN 6527 L	COROMANT DIN 6527 L	COROMANT
Classe	1610	1620	1610	H10F, 1630	N20C	1610	1620	6060
Refrigeração interna	✗	✗	✗	✗	✗	✗	✗	✗
Refrigeração externa	✓	✓	✓	✓	✓	✓	✓	✓
Página	A66	A67-A68	A82-A84	A86-A91	A92	A100-A101	A103-A104	A140

CoroMill® Plura - Otimizada

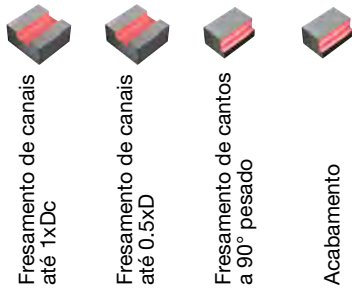
	Desbaste otimizado em várias operações e condições difíceis de escoamento de cavacos					Outras operações de fresamento		
	Fresamento de várias operações estáveis		Desbaste com quebra-cavacos			Microfresamento	Fresa de topo Ball Nose para microfresamento	
								
Material	Para aços e aços inoxidáveis endurecidos com dureza ≤ 63 HRC	Para aços inoxidáveis e aços com dureza ≤ 48 HRC	Para materiais ISO S	Para materiais não ferrosos	Para aços com dureza ≤ 48 HRC	Para vários materiais com dureza ≤ 63 HRC	Para vários materiais com dureza ≤ 63 HRC	Para aços endurecidos com dureza ≤ 43 HRC ≤ 63
Área de aplicação ISO	PH	PMKNS	MS	N	PMKNS	PMKNSH	PMKNSH	H
D ₂ mm	2.00 - 20.00	2.00 - 25.00	6.00 - 25.00	6.00 - 25.00	6.00 - 25.00	0.40 - 1.00	0.40 - 1.00	0.20 - 2.50
D ₂ polegadas	.187 - .750	.187 - .750	-	-	-	-	-	-
APMX/DC	1.90 - 3.20	1.90 - 2.00	1.80 - 2.40	1.00 - 2.40	1.00 - 2.40	1.00	1.00	0.60 - 0.90
ZEFP	3, 4	3, 4, 5	4, 5	3	3, 4, 5, 6, 8	2	2	2
RE mm	0.50 - 4.00	0.20 - 6.35	-	-	0.35 - 4.00	-	0.20 - 0.50	0.10 - 1.25
RE pol.	.016 - .063	.016 - .063	-	-	-	-	-	-
CHW mm	0.10 - 0.15	0.10 - 0.15	0.10 - 0.15	0.45 - 0.90	-	-	-	-
CHW pol.	-	-	-	-	-	-	-	-
Haste	Cilíndrica	Cilíndrica Weldon iLock	Weldon	Cilíndrica	Cilíndrica Weldon	Cilíndrica	Cilíndrica	Cilíndrica
BSG	COROMANT	COROMANT DIN 6527 L	DIN 6527 L	COROMANT DIN 6527 L	DIN 6527 K DIN 6527 L	COROMANT	COROMANT	COROMANT
Classe	1620	1620, 1630, 1640	1620	H10F	1640	1620	1620	1700
Refrigeração interna	✗	✓	✗	✗	✗	✗	✗	✗
Refrigeração externa	✓	✓	✓	✓	✓	✓	✓	✓
Página	A70-A71	A72-A77	A94	A95	A96-A97	A106	A108-A109	A110

	Outras operações de fresamento					Fresamento de rosca		
	Fresa de topo Ball Nose para perfilamento					Aplicações de usinagem de bordas	Roscas internas	Roscas internas e externas
								
Material	Para materiais não ferrosos	Para material não ferrosos com teor de silício de > 9%	Para aços e aços inoxidáveis endurecidos com dureza ≤ 63 HRC	Para aços endurecidos com dureza ≤ 43 HRC ≤ 63	Para aços inoxidáveis e aços com dureza ≤ 48 HRC	Para materiais compostos	Formatos de rosca: M 60°, MF 60°, MJ 60°, UN 60°, UNC/UNF 60°, NPT 60°, NPTF 60°	Perfil de rosca: G
Área de aplicação ISO	N	NO	PMKNSH	PH	PMKNSH	O	PMKNSH O	PMKNSH
D ₂ mm	2.00 - 16.00	1.00 - 12.00	1.00 - 16.00	1.00 - 16.00	4.00 - 16.00	4.00 - 16.00	1.20 - 25.00	-
D ₂ polegadas	-	-	.063 - .500	.063 - .500	-	.250 - .625	.053 - .783	.236 - .984
APMX/DC	1.30 - 3.00	1.70 - 3.00	1.00 - 2.00	1.50 - 1.70	1.40 - 10.00	2.50 - 3.00	-	-
ZEFP	2	2	2	2, 4	2, 3, 4	5, 6, 7, 9, 11	3, 4, 5, 6	3, 4, 5
RE mm	1.00 - 8.00	0.50 - 6.00	0.50 - 8.00	0.50 - 8.00	2.00 - 8.00	-	-	-
RE pol.	-	-	.031 - .250	.031 - .250	-	-	-	-
CHW mm	-	-	-	-	-	-	-	-
CHW pol.	-	-	-	-	-	-	-	-
Haste	Cilíndrica	Cilíndrica	Cilíndrica	Cilíndrica	Cilíndrica	Cilíndrica	Cilíndrica Weldon	Weldon
BSG	COROMANT	COROMANT	COROMANT	COROMANT	COROMANT	COROMANT	COROMANT	COROMANT
Classe	H10F	N20C	1610, 1620, P10	1700, 1610	1620, 1630	O10A, 1630, O12M, O10M	1630, 1620, H07F, 1610	1630
Refrigeração interna	✗	✗	✗	✗	✗	✗	✓	✗
Refrigeração externa	✓	✓	✓	✓	✓	✓	✓	✓
Página	A112-A113	A114	A115-A116	A118-A120	A117	A122-A126	A128-A131	A138

CoroMill® Plura - Versátil



Primeira escolha para desbaste e acabamento versáteis com CoroMill® Plura



Ferramenta

Página







Material

		Desbaste pesado (dois canais)	A12-A24	P M K S		
			Desbaste pesado (três canais)	A12-A24	P M K S	
				Desbaste médio (quatro canais)	A27-A28	P M K S

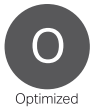
Símbolos de operação

<p>Fresamento de cantos a 90°</p>	<p>Aplicações de usinagem de bordas</p>	<p>Fresamento de bolsões</p>	<p>Fresamento de canais</p>	<p>Fresamento em mergulho</p>	<p>Usinagem em rampa</p>
<p>Faceamento</p>	<p>Fresamento de perfis</p>	<p>Fresamento de rosca</p>	<p>Interpolação helicoidal</p>	<p>Chanframento interno</p>	<p>Chanframento externo</p>

CoroMill® Plura - Versátil

	Desbaste pesado	Desbaste médio	Desbaste com quebra-cavacos	Fresa de topo Ball Nose para perfilamento	Fresamento de chanfros
					
Material	Para vários materiais com dureza ≤ 48 HRc	Para vários materiais com dureza ≤ 48 HRc	Para vários materiais com dureza ≤ 48 HRc	Para vários materiais com dureza ≤ 48 HRc	Para vários materiais com dureza ≤ 48 HRc
Área de aplicação ISO	P M K S	P M K S	P M K S	P M K S	P M K N S H
D_2 mm	1.00 - 25.00	2.00 - 25.00	6.00 - 20.00	1.00 - 20.00	1.00 - 8.00
D_2 polegadas	.125 - 1.000	.125 - 1.000	.250 - 1.000	.063 - .750	.047 - .248
APMX/DC	1.0 - 4.8	1.4 - 3.7	1.8 - 3.4	1.4 - 3.0	0.1 - 0.8
ZEFP	2, 3, 4	3, 4	4	2, 4	2, 3, 4, 5, 6
RE mm	-	-	-	0.50 - 10.00	-
RE pol.	-	-	-	.031 - .375	-
CHW mm	0.00 - 0.30	0.00 - 0.20	0.35 - 0.63	-	-
CHW pol.	.000 - .012	.000 - .010	.014 - .031	-	-
Haste	Cilíndrica Weldon	Weldon	Cilíndrica Weldon	Cilíndrica	Cilíndrica
BSG	DIN 6527 K DIN 6527 L COROMANT	DIN 6527 L	DIN 6527 L COROMANT	COROMANT	COROMANT
Classe	1630	1620, 1630	1640	1620, 1630	1620
Refrigeração interna	✗	✗	✗	✗	✗
Refrigeração externa	✓	✓	✓	✓	✓
Página	A12-A24	A26-A28	A30	A32-A34	A36-A37

CoroMill® 316



Primeira escolha para desbaste e acabamento com CoroMill® 316



Fresamento de canais até 1xDc

Fresamento de canais até 0.5xD

Fresamento de cantos a 90°

Fresamento lateral com alto avanço

Acabamento








Fresa de facear para altos avanços







Ferramenta	Página	Material
Usinagem pesada (HD) para aço e aço inoxidável	A143-A145	P M
Múltiplas operações estáveis (VFD)	A147-A149	P M
Remoção de cavacos grandes (ALU)	A158	N
Fresamento lateral com alto avanço (HFS) em ligas de titânio	A151	S
Acabamento (FSF)	A165-A166	P M
Faceamento com alto avanço (HFF)	A153-A154	P M
Desbaste de alta velocidade (CER) em ligas de Ni	A172	S

Símbolos de operação

Fresamento de cantos a 90° 	Aplicações de usinagem de bordas 	Fresamento de bolsões 	Fresamento de canais 	Fresamento em mergulho 	Usinagem em rampa
Faceamento 	Fresamento de perfis 	Fresamento de rosca 	Interpolação helicoidal 	Chanframento interno 	Chanframento externo

CoroMill® 316

	Fresamento pesado	Fresamento lateral com alto avanço	Fresamento de várias operações estáveis	Desbaste com altas velocidades	Fresa de facear para altos avanços	Fresamento com alta carga de cavacos
						
Material	Para aços inoxidáveis e aços com dureza ≤ 48 HRc	Ligas à base de titânio	Para vários materiais com dureza ≤ 48 HRc	Para ligas à base de níquel	Para vários materiais com dureza ≤ 48 HRc	Para vários materiais com dureza ≤ 48 HRc
Área de aplicação ISO	P M K S	S	P M K S	S	P M K S	P M K S
D ₂ mm	10.00 - 25.00	10.00 - 25.00	10.00 - 25.00	10.00 - 12.00	10.00 - 25.00	10.00 - 16.00
D ₂ polegadas	.375 - 1.000	.375 - 1.000	.375 - 1.000	-	.375 - .750	-
APMX/DC	1.20	1.50	0.52 - 0.63	0.58 - 0.70	0.52 - 0.60	0.80 - 0.84
DCX mm	-	-	-	-	-	-
DCX pol.	-	-	-	-	-	-
CHW mm	0.15 - 0.25	-	-	-	-	-
CHW pol.	-	-	-	-	-	-
RE mm	0.50 - 4.00	0.50 - 4.00	0.50 - 4.00	2.00	1.50 - 3.00	0.50 - 3.00
RE pol.	.015 - .250	.030 - .120	.015 - .250	-	.060 - .080	-
ZAFP	4	6	3, 4, 5	4, 6	3, 4, 5	2
KAPR	-	-	-	-	-	-
Haste	Coromant EH	Coromant EH	Coromant EH	Coromant EH	Coromant EH	Coromant EH
BSG	COROMANT	COROMANT	COROMANT	COROMANT	COROMANT	COROMANT
Classe	1730	1745	1730	6060	1730	1730
Refrigeração interna	✗	✗	✓	✗	✓	✗
Refrigeração externa	✓	✓	✓	✓	✓	✓
Página	A143-A145	A151	A147-A149	A172	A153-A154	A156

	Remoção de cavacos grandes	Desbaste com quebra-cavacos	Perfilamento	Acabamento	Fresamento de chanfros
					
Material	Para materiais não ferrosos	Para vários materiais com dureza ≤ 48 HRc	Para vários materiais com dureza ≤ 48 HRc	Para vários materiais com dureza ≤ 48 HRc	Para vários materiais com dureza ≤ 48 HRc
Área de aplicação ISO	N	P M K S	P M K S	P M K S	P M K S
D ₂ mm	10.00 - 25.00	10.00 - 25.00	10.00 - 25.00	10.00 - 25.00	1.50 - 8.00
D ₂ polegadas	-	.375 - 1.000	.375 - 1.000	.375 - 1.000	.059 - .276
APMX/DC	0.52 - 0.55	0.52 - 0.56	0.52 - 0.56	0.52 - 0.56	0.52 - 0.56
DCX mm	-	-	-	-	10.00 - 25.00
DCX pol.	-	-	-	-	.375 - .750
CHW mm	0.10 - 0.15	-	-	0.10 - 0.15	-
CHW pol.	-	-	-	-	-
RE mm	1.00 - 4.00	0.40	5.00 - 12.50	1.00 - 1.50	-
RE pol.	-	.016 - .062	.187 - .500	.015 - .062	-
ZAFP	3	4, 5, 6, 8	2, 4	6, 8, 10, 12	2, 4, 6, 8
KAPR	-	-	-	-	15°, 30°, 45°, 49°, 60°
Haste	Coromant EH	Coromant EH	Coromant EH	Coromant EH	Coromant EH
BSG	COROMANT	COROMANT	COROMANT	COROMANT	COROMANT
Classe	H10F	1730	1730	1730	1730
Refrigeração interna	✗	✗	✗	✗	✗
Refrigeração externa	✓	✓	✓	✓	✓
Página	A158	A160	A162-A163	A165-A166	A168-A170

CoroMill® Plura - Versátil

Fresas de topo de alto desempenho com alta flexibilidade e custo otimizado

Ferramentas **versáteis** desenvolvidas para usinagem segura e de alto desempenho em uma variedade de materiais, aplicações, tamanhos e formatos de peças que permitem a utilização máxima da máquina.



B **Aplicação**

- Desbaste pesado
- Desbaste médio
- Desbaste com quebra-cavacos
- Perfilamento
- Fresamento de chanfros



C **Área de aplicação ISO:**



Para utilização de suas máquinas mais difíceis em várias peças e para produção variável, você precisa de ferramentas com a mais alta precisão, robustez e versatilidade. Quando a usinagem de precisão, estável e com custo otimizado for fundamental, a CoroMill Plura versátil é sua primeira escolha.

www.sandvik.coromant.com/coromillplura

D **Gama de produtos**

- Classes de alta qualidade selecionadas para todos os materiais e condições
- Geometrias robustas desenvolvidas para se adaptar em diferentes aplicações de fresamento
- Opções de haste cilíndrica e Weldon
- Formatos da ferramenta com aresta de corte com e sem quebra-cavacos, topo reto
- Ferramentas Ball Nose e ferramentas para chanframento
- Pode ser recondicionada até três vezes conforme especificações originais



Fresa de topo CoroMill® Plura inteira de metal duro para desbaste pesado

Quando usar

Dois ou três canais

Rasgo de chaveta

Canais desenhados para amplo espaço no escoamento dos cavacos


Alívios desenhados para estabilidade

Quatro canais

Maior estabilidade graças ao núcleo grande

Ideal para fresamento de cantos a 90°

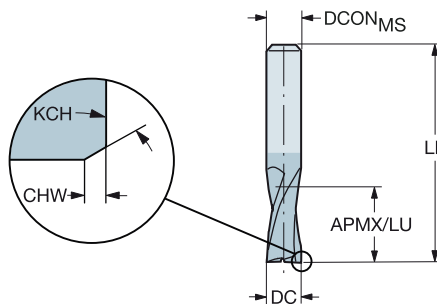

Material ISO	P	M	K	N	S
Classe	1630	1620			
Haste	Cilíndrica	Weldon			



Fresa de topo CoroMill® Plura inteiraça de metal duro para desbaste pesado

Para vários materiais com dureza ≤ 48 HRc

FHA 30°
BSG DIN 6527 K
TCDCON h6



B Versão métrica

DC	CZC _{MS}	APMX	CHW	KCH	LU	ZEFP	Código para pedido	Dimensões, mm					
								P	M	K	S		
1.0	3	3.5			3.5	2	1P220-0100-XA	1630	1630	1630	1630	DCON _{MS}	LF
1.5	3	3.5			3.5	2	1P220-0150-XA	*	*	*	*	3.0	38.0
1.8	6	3.5			3.5	2	1P220-0180-XA	*	*	*	*	6.0	50.0
2.0	6	3.5			3.5	2	1P220-0200-XA	*	*	*	*	6.0	50.0
2.5	6	3.5	0.08	45°	3.5	2	1P220-0250-XA	*	*	*	*	6.0	50.0
2.8	6	4.5	0.08	45°	4.5	2	1P220-0280-XA	*	*	*	*	6.0	50.0
3.0	6	4.5	0.08	45°	4.5	2	1P220-0300-XA	*	*	*	*	6.0	50.0
3.5	6	4.5	0.08	45°	4.5	2	1P220-0350-XA	*	*	*	*	6.0	50.0
3.8	6	5.5	0.08	45°	5.5	2	1P220-0380-XA	*	*	*	*	6.0	54.0
4.0	6	5.5	0.13	45°	5.5	2	1P220-0400-XA	*	*	*	*	6.0	54.0
4.5	6	5.5	0.13	45°	5.5	2	1P220-0450-XA	*	*	*	*	6.0	54.0
4.8	6	6.5	0.13	45°	6.5	2	1P220-0480-XA	*	*	*	*	6.0	54.0
5.0	6	6.5	0.13	45°	6.5	2	1P220-0500-XA	*	*	*	*	6.0	54.0
5.8	6	7.5	0.13	45°	7.5	2	1P220-0575-XA	*	*	*	*	6.0	54.0
6.0	6	7.5	0.13	45°	7.5	2	1P220-0600-XA	*	*	*	*	6.0	54.0
6.8	8	8.5	0.13	45°	8.5	2	1P220-0675-XA	*	*	*	*	8.0	58.0
7.0	8	8.5	0.13	45°	8.5	2	1P220-0700-XA	*	*	*	*	8.0	58.0
7.8	8	9.5	0.13	45°	9.5	2	1P220-0775-XA	*	*	*	*	8.0	58.0
8.0	8	9.5	0.20	45°	9.5	2	1P220-0800-XA	*	*	*	*	8.0	58.0
9.0	10	10.5	0.20	45°	10.5	2	1P220-0900-XA	*	*	*	*	10.0	66.0
9.7	10	11.5	0.20	45°	11.5	2	1P220-0970-XA	*	*	*	*	10.0	66.0
10.0	10	11.5	0.20	45°	11.5	2	1P220-1000-XA	*	*	*	*	10.0	66.0
12.0	12	12.5	0.20	45°	12.5	2	1P220-1200-XA	*	*	*	*	12.0	73.0
14.0	14	14.5	0.20	45°	14.5	2	1P220-1400-XA	*	*	*	*	14.0	75.0
16.0	16	16.5	0.20	45°	16.5	2	1P220-1600-XA	*	*	*	*	16.0	82.0
18.0	18	18.5	0.20	45°	18.5	2	1P220-1800-XA	*	*	*	*	18.0	84.0
20.0	20	20.5	0.30	45°	20.5	2	1P220-2000-XA	*	*	*	*	20.0	92.0

C Versão em polegadas

DC	CZC _{MS}	APMX	CHW	KCH	LU	ZEFP	Código para pedido	Dimensões, polegadas					
								P	M	K	S		
.125	1/8	.172	.003	45°	.172	2	1P220-0318-XA	1630	1630	1630	1630	DCON _{MS}	LF
.188	3/16	.250	.005	45°	.250	2	1P220-0476-XA	*	*	*	*	.188	2.000
.250	1/4	.313	.005	45°	.313	2	1P220-0635-XA	*	*	*	*	.250	2.000
.375	3/8	.469	.008	45°	.469	2	1P220-0953-XA	*	*	*	*	.375	2.500
.500	1/2	.625	.008	45°	.625	2	1P220-1270-XA	*	*	*	*	.500	3.000
.625	5/8	.750	.008	45°	.750	2	1P220-1588-XA	*	*	*	*	.625	3.000
.750	3/4	1.000	.012	45°	1.000	2	1P220-1905-XA	*	*	*	*	.750	4.000
1.000	1	1.250	.012	45°	1.250	2	1P220-2540-XA	*	*	*	*	1.000	4.000

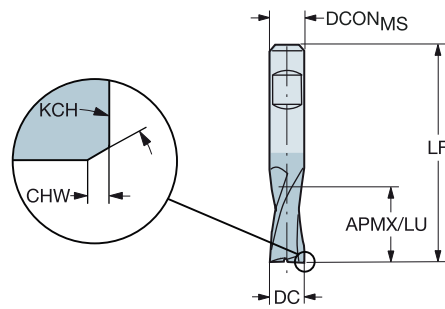


Fresa de topo CoroMill® Plura inteiraça de metal duro para desbaste pesado

Para vários materiais com dureza ≤ 48 HRc

FHA
BSG
TCDCON

30°
DIN 6527 K
h6



Versão métrica

DC	CZC _{MS}	APMX	CHW	KCH	LU	ZEFP	Código para pedido	Dimensões, mm					
								P	M	K	S		
1.8	6	3.5			3.5	2	1P220-0180-XB	180	180	180	180	DCON _{MS}	LF
2.0	6	3.5			3.5	2	1P220-0200-XB	*	*	*	*	6.0	50.0
2.5	6	3.5	0.08	45°	3.5	2	1P220-0250-XB	*	*	*	*	6.0	50.0
2.8	6	4.5	0.08	45°	4.5	2	1P220-0280-XB	*	*	*	*	6.0	50.0
3.0	6	4.5	0.08	45°	4.5	2	1P220-0300-XB	*	*	*	*	6.0	50.0
3.5	6	4.5	0.08	45°	4.5	2	1P220-0350-XB	*	*	*	*	6.0	50.0
3.8	6	5.5	0.08	45°	5.5	2	1P220-0380-XB	*	*	*	*	6.0	54.0
4.0	6	5.5	0.13	45°	5.5	2	1P220-0400-XB	*	*	*	*	6.0	54.0
4.8	6	6.5	0.13	45°	6.5	2	1P220-0480-XB	*	*	*	*	6.0	54.0
5.0	6	6.5	0.13	45°	6.5	2	1P220-0500-XB	*	*	*	*	6.0	54.0
5.8	6	7.5	0.13	45°	7.5	2	1P220-0575-XB	*	*	*	*	6.0	54.0
6.0	6	7.5	0.13	45°	7.5	2	1P220-0600-XB	*	*	*	*	6.0	54.0
6.8	8	8.5	0.13	45°	8.5	2	1P220-0675-XB	*	*	*	*	8.0	58.0
7.0	8	8.5	0.13	45°	8.5	2	1P220-0700-XB	*	*	*	*	8.0	58.0
7.8	8	9.5	0.13	45°	9.5	2	1P220-0775-XB	*	*	*	*	8.0	58.0
8.0	8	9.5	0.20	45°	9.5	2	1P220-0800-XB	*	*	*	*	8.0	58.0
9.0	10	10.5	0.20	45°	10.5	2	1P220-0900-XB	*	*	*	*	10.0	66.0
9.7	10	11.5	0.20	45°	11.5	2	1P220-0970-XB	*	*	*	*	10.0	66.0
10.0	10	11.5	0.20	45°	11.5	2	1P220-1000-XB	*	*	*	*	10.0	66.0
11.7	12	12.5	0.20	45°	12.5	2	1P220-1170-XB	*	*	*	*	12.0	73.0
12.0	12	12.5	0.20	45°	12.5	2	1P220-1200-XB	*	*	*	*	12.0	73.0
13.7	14	14.5	0.20	45°	14.5	2	1P220-1370-XB	*	*	*	*	14.0	75.0
14.0	14	14.5	0.20	45°	14.5	2	1P220-1400-XB	*	*	*	*	14.0	75.0
15.7	16	16.5	0.20	45°	16.5	2	1P220-1570-XB	*	*	*	*	16.0	82.0
16.0	16	16.5	0.20	45°	16.5	2	1P220-1600-XB	*	*	*	*	16.0	82.0
17.7	18	18.5	0.20	45°	18.5	2	1P220-1770-XB	*	*	*	*	18.0	84.0
18.0	18	18.5	0.20	45°	18.5	2	1P220-1800-XB	*	*	*	*	18.0	84.0
19.7	20	20.5	0.30	45°	20.5	2	1P220-1970-XB	*	*	*	*	20.0	92.0
20.0	20	20.5	0.30	45°	20.5	2	1P220-2000-XB	*	*	*	*	20.0	92.0



A176



A194



E9



E22

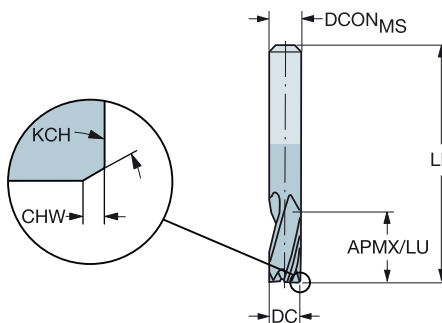



E14

Fresa de topo CoroMill® Plura inteiraça de metal duro para desbaste pesado

Para vários materiais com dureza ≤ 48 HRc

FHA 30°
 BSG DIN 6527 K
 TCDC e8
 TCDCON h6



B Versão métrica

DC	CZC _{MS}	APMX	CHW	KCH	LU	ZEFP	Código para pedido	Dimensões, mm					
								P	M	K	S		
1.0	3	3.5			3.5	3	1P221-0100-XA	*	*	*	*	3.0	38.0
1.5	3	3.5			3.5	3	1P221-0150-XA	*	*	*	*	3.0	38.0
1.8	6	3.5			3.5	3	1P221-0180-XA	*	*	*	*	6.0	50.0
2.0	6	3.5			3.5	3	1P221-0200-XA	*	*	*	*	6.0	50.0
2.5	6	3.5	0.08	45°	3.5	3	1P221-0250-XA	*	*	*	*	6.0	50.0
2.8	6	4.5	0.08	45°	4.5	3	1P221-0280-XA	*	*	*	*	6.0	50.0
3.0	6	4.5	0.08	45°	4.5	3	1P221-0300-XA	*	*	*	*	6.0	50.0
3.5	6	4.5	0.08	45°	4.5	3	1P221-0350-XA	*	*	*	*	6.0	50.0
3.8	6	5.5	0.08	45°	5.5	3	1P221-0380-XA	*	*	*	*	6.0	54.0
4.0	6	5.5	0.13	45°	5.5	3	1P221-0400-XA	*	*	*	*	6.0	54.0
4.5	6	5.5	0.13	45°	5.5	3	1P221-0450-XA	*	*	*	*	6.0	54.0
4.8	6	6.5	0.13	45°	6.5	3	1P221-0480-XA	*	*	*	*	6.0	54.0
5.0	6	6.5	0.13	45°	6.5	3	1P221-0500-XA	*	*	*	*	6.0	54.0
5.8	6	7.5	0.13	45°	7.5	3	1P221-0575-XA	*	*	*	*	6.0	54.0
6.0	6	7.5	0.13	45°	7.5	3	1P221-0600-XA	*	*	*	*	6.0	54.0
6.8	8	8.5	0.13	45°	8.5	3	1P221-0675-XA	*	*	*	*	8.0	58.0
7.0	8	8.5	0.13	45°	8.5	3	1P221-0700-XA	*	*	*	*	8.0	58.0
7.8	8	9.5	0.13	45°	9.5	3	1P221-0775-XA	*	*	*	*	8.0	58.0
8.0	8	9.5	0.20	45°	9.5	3	1P221-0800-XA	*	*	*	*	8.0	58.0
9.0	10	10.5	0.20	45°	10.5	3	1P221-0900-XA	*	*	*	*	10.0	66.0
9.7	10	11.5	0.20	45°	11.5	3	1P221-0970-XA	*	*	*	*	10.0	66.0
10.0	10	11.5	0.20	45°	11.5	3	1P221-1000-XA	*	*	*	*	10.0	66.0
12.0	12	12.5	0.20	45°	12.5	3	1P221-1200-XA	*	*	*	*	12.0	73.0
14.0	14	14.5	0.20	45°	14.5	3	1P221-1400-XA	*	*	*	*	14.0	75.0
16.0	16	16.5	0.20	45°	16.5	3	1P221-1600-XA	*	*	*	*	16.0	82.0
18.0	18	18.5	0.20	45°	18.5	3	1P221-1800-XA	*	*	*	*	18.0	84.0
20.0	20	20.5	0.30	45°	20.5	3	1P221-2000-XA	*	*	*	*	20.0	92.0



A176



A194



E9



E22

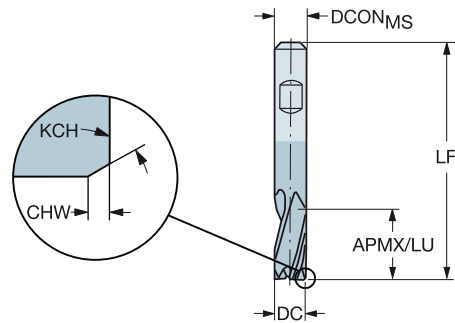


E14

Fresa de topo CoroMill® Plura inteiraça de metal duro para desbaste pesado

Para vários materiais com dureza ≤ 48 HRc

FHA 30°
BSG DIN 6527 K
TCDC e8
TCDCON h6



Versão métrica

DC	CZC _{MS}	APMX	CHW	KCH	LU	ZEFP	Código para pedido	Dimensões, mm				DCON _{MS}	LF
								P	M	K	S		
1.8	6	3.5			3.5	3	1P221-0180-XB	*	*	*	*	6.0	50.0
2.0	6	3.5			3.5	3	1P221-0200-XB	*	*	*	*	6.0	50.0
2.5	6	3.5	0.08	45°	3.5	3	1P221-0250-XB	*	*	*	*	6.0	50.0
2.8	6	4.5	0.08	45°	4.5	3	1P221-0280-XB	*	*	*	*	6.0	50.0
3.0	6	4.5	0.08	45°	4.5	3	1P221-0300-XB	*	*	*	*	6.0	50.0
3.5	6	4.5	0.08	45°	4.5	3	1P221-0350-XB	*	*	*	*	6.0	50.0
3.8	6	5.5	0.08	45°	5.5	3	1P221-0380-XB	*	*	*	*	6.0	54.0
4.0	6	5.5	0.13	45°	5.5	3	1P221-0400-XB	*	*	*	*	6.0	54.0
4.5	6	5.5	0.13	45°	5.5	3	1P221-0450-XB	*	*	*	*	6.0	54.0
4.8	6	6.5	0.13	45°	6.5	3	1P221-0480-XB	*	*	*	*	6.0	54.0
5.0	6	6.5	0.13	45°	6.5	3	1P221-0500-XB	*	*	*	*	6.0	54.0
5.8	6	7.5	0.13	45°	7.5	3	1P221-0575-XB	*	*	*	*	6.0	54.0
6.0	6	7.5	0.13	45°	7.5	3	1P221-0600-XB	*	*	*	*	6.0	54.0
6.8	8	8.5	0.13	45°	8.5	3	1P221-0675-XB	*	*	*	*	8.0	58.0
7.0	8	8.5	0.13	45°	8.5	3	1P221-0700-XB	*	*	*	*	8.0	58.0
7.8	8	9.5	0.13	45°	9.5	3	1P221-0775-XB	*	*	*	*	8.0	58.0
8.0	8	9.5	0.20	45°	9.5	3	1P221-0800-XB	*	*	*	*	8.0	58.0
9.0	10	10.5	0.20	45°	10.5	3	1P221-0900-XB	*	*	*	*	10.0	66.0
9.7	10	11.5	0.20	45°	11.5	3	1P221-0970-XB	*	*	*	*	10.0	66.0
10.0	10	11.5	0.20	45°	11.5	3	1P221-1000-XB	*	*	*	*	10.0	66.0
11.7	12	12.5	0.20	45°	12.5	3	1P221-1170-XB	*	*	*	*	12.0	73.0
12.0	12	12.5	0.20	45°	12.5	3	1P221-1200-XB	*	*	*	*	12.0	73.0
13.7	14	14.5	0.20	45°	14.5	3	1P221-1370-XB	*	*	*	*	14.0	75.0
14.0	14	14.5	0.20	45°	14.5	3	1P221-1400-XB	*	*	*	*	14.0	75.0
15.7	16	16.5	0.20	45°	16.5	3	1P221-1570-XB	*	*	*	*	16.0	82.0
16.0	16	16.5	0.20	45°	16.5	3	1P221-1600-XB	*	*	*	*	16.0	82.0
17.7	18	18.5	0.20	45°	18.5	3	1P221-1770-XB	*	*	*	*	18.0	84.0
18.0	18	18.5	0.20	45°	18.5	3	1P221-1800-XB	*	*	*	*	18.0	84.0
19.7	20	20.5	0.30	45°	20.5	3	1P221-1970-XB	*	*	*	*	20.0	92.0
20.0	20	20.5	0.30	45°	20.5	3	1P221-2000-XB	*	*	*	*	20.0	92.0



A176



A194



E9



E22



E14

A
B
C
D
E

FRESAMENTO Versátil

Fresa de topo CoroMill® Plura inteiraça de metal duro para desbaste pesado

Para vários materiais com dureza ≤ 48 HRc

FHA
BSG
TCDC
TCDCON

1P222-XA
35°
DIN 6527 K
h10
h6

1P222-XB
35°
DIN 6527 K
h10
h6

Versão métrica

DC	CZC _{MS}	APMX	CHW	KCH	LU	ZEFP	Código para pedido	Dimensões, mm					
								P	M	K	S		
2.0	6	4.5			4.5	4	1P222-0200-XB	*	*	*	*	6.0	50.0
	6	4.5			4.5	4	1P222-0200-XA	*	*	*	*	6.0	50.0
3.0	6	5.5	0.08	45°	5.0	4	1P222-0300-XB	*	*	*	*	6.0	50.0
	6	5.5	0.08	45°	5.5	4	1P222-0300-XA	*	*	*	*	6.0	50.0
4.0	6	8.5	0.13	45°	8.5	4	1P222-0400-XB	*	*	*	*	6.0	54.0
	6	8.5	0.13	45°	8.5	4	1P222-0400-XA	*	*	*	*	6.0	54.0
5.0	6	9.5	0.13	45°	9.5	4	1P222-0500-XB	*	*	*	*	6.0	54.0
	6	9.5	0.13	45°	9.5	4	1P222-0500-XA	*	*	*	*	6.0	54.0
6.0	6	10.5	0.13	45°	10.5	4	1P222-0600-XB	*	*	*	*	6.0	54.0
	6	10.5	0.13	45°	10.5	4	1P222-0600-XA	*	*	*	*	6.0	54.0
7.0	8	11.5	0.13	45°	11.5	4	1P222-0700-XA	*	*	*	*	8.0	58.0
8.0	8	12.5	0.13	45°	12.5	4	1P222-0800-XB	*	*	*	*	8.0	58.0
	8	12.5	0.13	45°	12.5	4	1P222-0800-XA	*	*	*	*	8.0	58.0
10.0	10	14.5	0.20	45°	14.5	4	1P222-1000-XB	*	*	*	*	10.0	66.0
	10	14.5	0.20	45°	14.5	4	1P222-1000-XA	*	*	*	*	10.0	66.0
12.0	12	16.5	0.20	45°	16.5	4	1P222-1200-XB	*	*	*	*	12.0	73.0
	12	16.5	0.20	45°	16.5	4	1P222-1200-XA	*	*	*	*	12.0	73.0
16.0	16	22.5	0.20	45°	22.5	4	1P222-1600-XB	*	*	*	*	16.0	82.0
	16	22.5	0.20	45°	22.5	4	1P222-1600-XA	*	*	*	*	16.0	82.0
20.0	20	26.5	0.30	45°	26.5	4	1P222-2000-XB	*	*	*	*	20.0	92.0
	20	26.5	0.30	45°	26.5	4	1P222-2000-XA	*	*	*	*	20.0	92.0
25.0	25	32.5	0.30	45°	32.5	4	1P222-2500-XA	*	*	*	*	25.0	121.0

A176

A194

E9

E22

E14

A 16

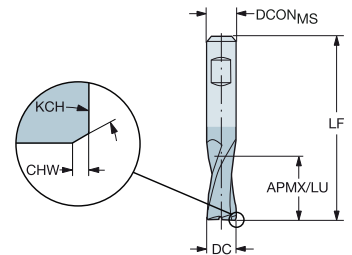
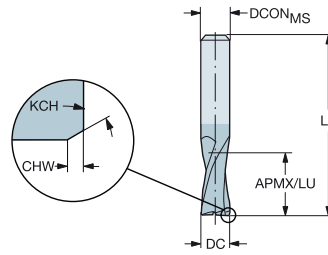
Fresa de topo CoroMill® Plura inteiraça de metal duro para desbaste pesado

Para vários materiais com dureza ≤ 48 HRc

FHA
BSG
TCDCON

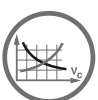
1P230-XA
30°
DIN 6527 L
h6

1P230-XB
30°
DIN 6527 L
h6



Versão métrica

DC	CZC _{MS}	APMX	CHW	KCH	LU	ZEFP	Código para pedido	Dimensões, mm					
								P	M	K	S		
1.0	3	4.5			4.5	2	1P230-0100-XA	*	*	*	*	3.0	38.0
1.5	3	4.5			4.5	2	1P230-0150-XA	*	*	*	*	3.0	38.0
2.0	6	6.5			6.5	2	1P230-0200-XB	*	*	*	*	6.0	57.0
	6	6.5			6.5	2	1P230-0200-XA	*	*	*	*	6.0	57.0
2.5	6	7.5	0.08	45°	7.5	2	1P230-0250-XB	*	*	*	*	6.0	57.0
	6	7.5	0.08	45°	7.5	2	1P230-0250-XA	*	*	*	*	6.0	57.0
3.0	6	7.5	0.08	45°	7.5	2	1P230-0300-XB	*	*	*	*	6.0	57.0
	6	7.5	0.08	45°	7.5	2	1P230-0300-XA	*	*	*	*	6.0	57.0
3.5	6	7.5	0.08	45°	7.5	2	1P230-0350-XB	*	*	*	*	6.0	57.0
	6	7.5	0.08	45°	7.5	2	1P230-0350-XA	*	*	*	*	6.0	57.0
4.0	6	8.5	0.13	45°	8.5	2	1P230-0400-XB	*	*	*	*	6.0	57.0
	6	8.5	0.13	45°	8.5	2	1P230-0400-XA	*	*	*	*	6.0	57.0
4.5	6	8.5	0.13	45°	8.5	2	1P230-0450-XB	*	*	*	*	6.0	57.0
	6	8.5	0.13	45°	8.5	2	1P230-0450-XA	*	*	*	*	6.0	57.0
5.0	6	10.5	0.13	45°	10.5	2	1P230-0500-XB	*	*	*	*	6.0	57.0
	6	10.5	0.13	45°	10.5	2	1P230-0500-XA	*	*	*	*	6.0	57.0
6.0	6	10.5	0.13	45°	10.5	2	1P230-0600-XB	*	*	*	*	6.0	57.0
	6	10.5	0.13	45°	10.5	2	1P230-0600-XA	*	*	*	*	6.0	57.0
7.0	8	13.5	0.13	45°	13.5	2	1P230-0700-XB	*	*	*	*	8.0	63.0
	8	13.5	0.20	45°	13.5	2	1P230-0700-XA	*	*	*	*	8.0	63.0
8.0	8	16.5	0.20	45°	16.5	2	1P230-0800-XB	*	*	*	*	8.0	63.0
	8	16.5	0.20	45°	16.5	2	1P230-0800-XA	*	*	*	*	8.0	63.0
9.0	10	16.5	0.20	45°	16.5	2	1P230-0900-XB	*	*	*	*	10.0	72.0
	10	16.5	0.20	45°	16.5	2	1P230-0900-XA	*	*	*	*	10.0	72.0
10.0	10	19.5	0.20	45°	19.5	2	1P230-1000-XB	*	*	*	*	10.0	72.0
	10	19.5	0.20	45°	19.5	2	1P230-1000-XA	*	*	*	*	10.0	72.0
11.0	12	22.5	0.20	45°	22.5	2	1P230-1100-XB	*	*	*	*	12.0	83.0
	12	22.5	0.20	45°	22.5	2	1P230-1100-XA	*	*	*	*	12.0	83.0
12.0	12	22.5	0.20	45°	22.5	2	1P230-1200-XB	*	*	*	*	12.0	83.0
	12	22.5	0.20	45°	22.5	2	1P230-1200-XA	*	*	*	*	12.0	83.0
14.0	14	22.5	0.20	45°	22.5	2	1P230-1400-XB	*	*	*	*	14.0	83.0
	14	22.5	0.20	45°	22.5	2	1P230-1400-XA	*	*	*	*	14.0	83.0
16.0	16	26.5	0.20	45°	26.5	2	1P230-1600-XB	*	*	*	*	16.0	92.0
	16	26.5	0.20	45°	26.5	2	1P230-1600-XA	*	*	*	*	16.0	92.0
18.0	18	26.5	0.20	45°	26.5	2	1P230-1800-XB	*	*	*	*	18.0	92.0
	18	26.5	0.20	45°	26.5	2	1P230-1800-XA	*	*	*	*	18.0	92.0
20.0	20	32.5	0.30	45°	32.5	2	1P230-2000-XB	*	*	*	*	20.0	104.0
	20	32.5	0.30	45°	32.5	2	1P230-2000-XA	*	*	*	*	20.0	104.0



A176



A194



E9



E22



E14

A

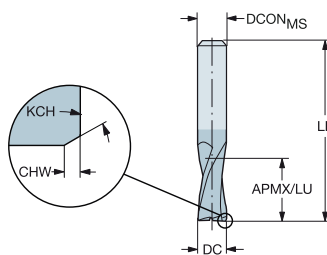
FRESAMENTO

Versátil

Fresa de topo CoroMill® Plura inteiraça de metal duro para desbaste pesado

Para vários materiais com dureza ≤ 48 HRc

FHA 30°
BSG DIN 6527 L
TCDCON h6



B



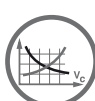
Versão em polegadas

DC	CZC _{MS}	APMX	CHW	KCH	LU	ZEFP	Código para pedido	Dimensões, polegadas					
								P	M	K	S		
.125	1/8	.313	.003	45°	.313	2	1P230-0318-XA	1630	1630	1630	1630	DCON _{MS}	LF
.188	3/16	.406	.005	45°	.406	2	1P230-0476-XA	*	*	*	*	.188	2.000
.250	1/4	.453	.005	45°	.453	2	1P230-0635-XA	*	*	*	*	.250	2.500
.375	3/8	.687	.008	45°	.687	2	1P230-0953-XA	*	*	*	*	.375	2.500
.500	1/2	.937	.008	45°	.937	2	1P230-1270-XA	*	*	*	*	.500	3.000
.625	5/8	1.125	.008	45°	1.125	2	1P230-1588-XA	*	*	*	*	.625	3.500
.750	3/4	1.219	.012	45°	1.219	2	1P230-1905-XA	*	*	*	*	.750	4.000
1.000	1	1.625	.012	45°	1.625	2	1P230-2540-XA	*	*	*	*	1.000	5.000

C

D

E



A176



A194



E9



E22



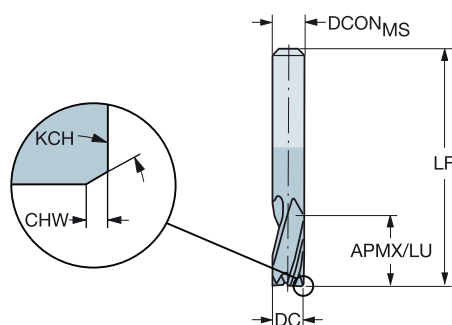

E14

Fresa de topo CoroMill® Plura inteiraça de metal duro para desbaste pesado

Para vários materiais com dureza ≤ 48 HRc

FHA
BSG
TCDCON

30°
DIN 6527 L
h6

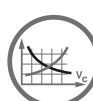


Versão métrica

DC	CZC _{MS}	APMX	CHW	KCH	LU	ZEFP	Código para pedido	Dimensões, mm					
								P	M	K	S		
1.0	3	4.5			4.5	3	1P231-0100-XA	1630	1630	1630	1630	DCON _{MS}	LF
1.5	3	4.5			4.5	3	1P231-0150-XA	*	*	*	*	3.0	38.0
2.0	6	6.5			6.5	3	1P231-0200-XA	*	*	*	*	6.0	57.0
2.5	6	7.5	0.08	45°	7.5	3	1P231-0250-XA	*	*	*	*	6.0	57.0
3.0	6	7.5	0.08	45°	7.5	3	1P231-0300-XA	*	*	*	*	6.0	57.0
3.5	6	7.5	0.08	45°	7.5	3	1P231-0350-XA	*	*	*	*	6.0	57.0
4.0	6	8.5	0.13	45°	8.5	3	1P231-0400-XA	*	*	*	*	6.0	57.0
4.5	6	8.5	0.13	45°	8.5	3	1P231-0450-XA	*	*	*	*	6.0	57.0
5.0	6	10.5	0.13	45°	10.5	3	1P231-0500-XA	*	*	*	*	6.0	57.0
5.5	6	10.5	0.13	45°	10.5	3	1P231-0550-XA	*	*	*	*	6.0	57.0
6.0	6	10.5	0.13	45°	10.5	3	1P231-0600-XA	*	*	*	*	6.0	57.0
6.5	8	13.5	0.13	45°	13.5	3	1P231-0650-XA	*	*	*	*	8.0	63.0
7.0	8	13.5	0.13	45°	13.5	3	1P231-0700-XA	*	*	*	*	8.0	63.0
7.5	8	16.5	0.13	45°	16.5	3	1P231-0750-XA	*	*	*	*	8.0	63.0
8.0	8	16.5	0.20	45°	16.5	3	1P231-0800-XA	*	*	*	*	8.0	63.0
9.0	10	16.5	0.20	45°	16.5	3	1P231-0900-XA	*	*	*	*	10.0	72.0
10.0	10	19.5	0.20	45°	19.5	3	1P231-1000-XA	*	*	*	*	10.0	72.0
11.0	12	22.5	0.20	45°	22.5	3	1P231-1100-XA	*	*	*	*	12.0	83.0
12.0	12	22.5	0.20	45°	22.5	3	1P231-1200-XA	*	*	*	*	12.0	83.0
13.0	14	22.5	0.20	45°	22.5	3	1P231-1300-XA	*	*	*	*	14.0	83.0
14.0	14	22.5	0.20	45°	22.5	3	1P231-1400-XA	*	*	*	*	14.0	83.0
15.0	16	26.5	0.20	45°	26.5	3	1P231-1500-XA	*	*	*	*	16.0	92.0
16.0	16	26.5	0.20	45°	26.5	3	1P231-1600-XA	*	*	*	*	16.0	92.0
18.0	18	26.5	0.20	45°	26.5	3	1P231-1800-XA	*	*	*	*	18.0	92.0
20.0	20	32.5	0.30	45°	32.5	3	1P231-2000-XA	*	*	*	*	20.0	104.0

Versão em polegadas

DC	CZC _{MS}	APMX	CHW	KCH	LU	ZEFP	Código para pedido	Dimensões, polegadas					
								P	M	K	S		
.125	1/8	.313	.003	45°	.313	3	1P231-0318-XA	1630	1630	1630	1630	DCON _{MS}	LF
.188	3/16	.406	.005	45°	.406	3	1P231-0476-XA	*	*	*	*	.125	1.500
.250	1/4	.453	.005	45°	.453	3	1P231-0635-XA	*	*	*	*	.188	2.000
.375	3/8	.687	.008	45°	.687	3	1P231-0953-XA	*	*	*	*	.250	2.500
.500	1/2	.937	.008	45°	.937	3	1P231-1270-XA	*	*	*	*	.375	2.500
.625	5/8	1.125	.008	45°	1.125	3	1P231-1588-XA	*	*	*	*	.500	3.000
.750	3/4	1.219	.012	45°	1.219	3	1P231-1905-XA	*	*	*	*	.625	3.500
1.000	1	1.625	.012	45°	1.625	3	1P231-2540-XA	*	*	*	*	.750	4.000
								*	*	*	*	1.000	5.000



A176



A194



E9



E22



E14

A

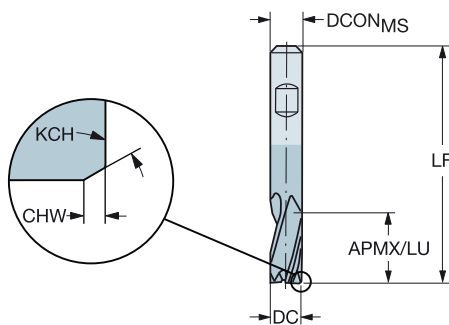
FRESAMENTO

Versátil

Fresa de topo CoroMill® Plura inteiraça de metal duro para desbaste pesado

Para vários materiais com dureza ≤ 48 HRc

FHA 30°
BSG DIN 6527 L
TCDCON h6

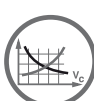


Versão métrica

DC	CZC _{MS}	APMX	CHW	KCH	LU	ZEFP	Código para pedido	Dimensões, mm					
								P	M	K	S		
4.5	6	8.5	0.13	45°	8.5	3	1P231-0450-XB	1630	1630	1630	1630	DCON _{MS}	LF
5.0	6	10.5	0.13	45°	10.5	3	1P231-0500-XB	*	*	*	*	6.0	57.0
5.5	6	10.5	0.13	45°	10.5	3	1P231-0550-XB	*	*	*	*	6.0	57.0
6.0	6	10.5	0.13	45°	10.5	3	1P231-0600-XB	*	*	*	*	6.0	57.0
6.5	8	13.5	0.13	45°	13.5	3	1P231-0650-XB	*	*	*	*	8.0	63.0
7.0	8	13.5	0.13	45°	13.5	3	1P231-0700-XB	*	*	*	*	8.0	63.0
7.5	8	16.5	0.13	45°	16.5	3	1P231-0750-XB	*	*	*	*	8.0	63.0
8.0	8	16.5	0.20	45°	16.5	3	1P231-0800-XB	*	*	*	*	8.0	63.0
9.0	10	16.5	0.20	45°	16.5	3	1P231-0900-XB	*	*	*	*	10.0	72.0
10.0	10	19.5	0.20	45°	19.5	3	1P231-1000-XB	*	*	*	*	10.0	72.0
11.0	12	22.5	0.20	45°	22.5	3	1P231-1100-XB	*	*	*	*	12.0	83.0
12.0	12	22.5	0.20	45°	22.5	3	1P231-1200-XB	*	*	*	*	12.0	83.0
13.0	14	22.5	0.20	45°	22.5	3	1P231-1300-XB	*	*	*	*	14.0	83.0
14.0	14	22.5	0.20	45°	22.5	3	1P231-1400-XB	*	*	*	*	14.0	83.0
15.0	16	26.5	0.20	45°	26.5	3	1P231-1500-XB	*	*	*	*	16.0	92.0
16.0	16	26.5	0.20	45°	26.5	3	1P231-1600-XB	*	*	*	*	16.0	92.0
18.0	18	26.5	0.20	45°	26.5	3	1P231-1800-XB	*	*	*	*	18.0	92.0
20.0	20	32.5	0.30	45°	32.5	3	1P231-2000-XB	*	*	*	*	20.0	104.0

D

E



A176



A194



E9



E22



E14

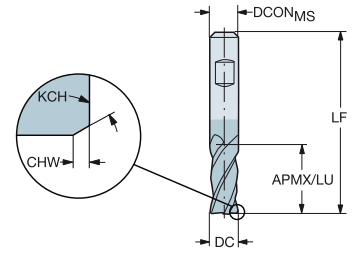
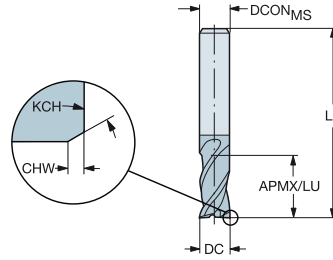
Fresa de topo CoroMill® Plura inteiraça de metal duro para desbaste pesado

Para vários materiais com dureza ≤ 48 HRc

FHA
BSG
TCDC
TCDCON

1P240-XA
35°
DIN 6527 L
h10
h6

1P240-XB
35°
DIN 6527 L
h10
h6

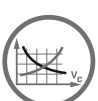


Versão métrica

DC	CZC _{MS}	APMX	CHW	KCH	LU	ZEFP	Código para pedido	Dimensões, mm					
								P	M	K	S		
2.0	6	7.5			7.5	4	1P240-0200-XA	1630	1630	1630	1630	DCON _{MS}	LF
3.0	6	8.5	0.08	45°	8.5	4	1P240-0300-XA	*	*	*	*	6.0	57.0
3.5	6	10.5	0.08	45°	10.5	4	1P240-0350-XA	*	*	*	*	6.0	57.0
4.0	6	11.5	0.13	45°	11.5	4	1P240-0400-XB	*	*	*	*	6.0	57.0
	6	11.5	0.13	45°	11.5	4	1P240-0400-XA	*	*	*	*	6.0	57.0
4.5	6	11.5	0.13	45°	11.5	4	1P240-0450-XB	*	*	*	*	6.0	57.0
	6	11.5	0.13	45°	11.5	4	1P240-0450-XA	*	*	*	*	6.0	57.0
5.0	6	13.5	0.13	45°	13.5	4	1P240-0500-XB	*	*	*	*	6.0	57.0
	6	13.5	0.13	45°	13.5	4	1P240-0500-XA	*	*	*	*	6.0	57.0
5.5	6	13.5	0.13	45°	13.5	4	1P240-0550-XB	*	*	*	*	6.0	57.0
	6	13.5	0.13	45°	13.5	4	1P240-0550-XA	*	*	*	*	6.0	57.0
6.0	6	13.5	0.13	45°	13.5	4	1P240-0600-XB	*	*	*	*	6.0	57.0
	6	13.5	0.13	45°	13.5	4	1P240-0600-XA	*	*	*	*	6.0	57.0
6.5	8	16.5	0.13	45°	16.5	4	1P240-0650-XA	*	*	*	*	8.0	63.0
7.0	8	16.5	0.13	45°	16.5	4	1P240-0700-XB	*	*	*	*	8.0	63.0
	8	16.5	0.13	45°	16.5	4	1P240-0700-XA	*	*	*	*	8.0	63.0
8.0	8	19.5	0.13	45°	19.5	4	1P240-0800-XB	*	*	*	*	8.0	63.0
	8	19.5	0.13	45°	19.5	4	1P240-0800-XA	*	*	*	*	8.0	63.0
9.0	10	19.5	0.13	45°	19.5	4	1P240-0900-XA	*	*	*	*	10.0	72.0
10.0	10	22.5	0.20	45°	22.5	4	1P240-1000-XB	*	*	*	*	10.0	72.0
	10	22.5	0.20	45°	22.5	4	1P240-1000-XA	*	*	*	*	10.0	72.0
12.0	12	26.5	0.20	45°	26.5	4	1P240-1200-XB	*	*	*	*	12.0	83.0
	12	26.5	0.20	45°	26.5	4	1P240-1200-XA	*	*	*	*	12.0	83.0
14.0	14	26.5	0.20	45°	26.5	4	1P240-1400-XB	*	*	*	*	14.0	83.0
	14	26.5	0.20	45°	26.5	4	1P240-1400-XA	*	*	*	*	14.0	83.0
16.0	16	32.5	0.20	45°	32.5	4	1P240-1600-XB	*	*	*	*	16.0	92.0
	16	32.5	0.20	45°	32.5	4	1P240-1600-XA	*	*	*	*	16.0	92.0
18.0	18	32.5	0.20	45°	32.5	4	1P240-1800-XB	*	*	*	*	18.0	92.0
	18	32.5	0.20	45°	32.5	4	1P240-1800-XA	*	*	*	*	18.0	92.0
20.0	20	38.5	0.30	45°	38.5	4	1P240-2000-XB	*	*	*	*	20.0	104.0
	20	38.5	0.30	45°	38.5	4	1P240-2000-XA	*	*	*	*	20.0	104.0
25.0	25	45.5	0.30	45°	45.5	4	1P240-2500-XB	*	*	*	*	25.0	121.0
	25	45.5	0.30	45°	45.5	4	1P240-2500-XA	*	*	*	*	25.0	121.0

Versão em polegadas

DC	CZC _{MS}	APMX	CHW	KCH	LU	ZEFP	Código para pedido	Dimensões, polegadas					
								P	M	K	S		
.125	1/8	.359	.003	45°	.359	4	1P240-0318-XA	1630	1630	1630	1630	DCON _{MS}	LF
.188	3/16	.547	.005	45°	.547	4	1P240-0476-XA	*	*	*	*	.125	1.500
.250	1/4	.562	.005	45°	.562	4	1P240-0635-XA	*	*	*	*	.188	2.000
.375	3/8	.844	.008	45°	.844	4	1P240-0953-XA	*	*	*	*	.250	2.500
.500	1/2	1.125	.008	45°	1.125	4	1P240-1270-XA	*	*	*	*	.375	3.000
.625	5/8	1.313	.008	45°	1.313	4	1P240-1588-XA	*	*	*	*	.500	3.500
.750	3/4	1.437	.012	45°	1.437	4	1P240-1905-XA	*	*	*	*	.625	4.000
1.000	1	1.828	.012	45°	1.828	4	1P240-2540-XA	*	*	*	*	.750	4.000
								1630	1630	1630	1630	1.000	5.000



A176



A194



E9



E22



E14

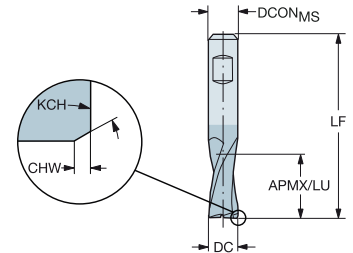
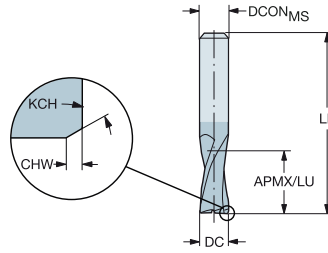
Fresa de topo CoroMill® Plura inteiraça de metal duro para desbaste pesado

Para vários materiais com dureza ≤ 48 HRc

FHA
BSG
TCDCON

1P250-XA
30°
COROMANT
h6

1P250-XB
30°
COROMANT
h6

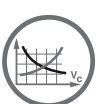


B Versão métrica

DC	CZC _{MS}	APMX	CHW	KCH	LU	ZEFP	Código para pedido	Dimensões, mm					
								P	M	K	S		
2.0	6	8.5			8.5	2	1P250-0200-XA	*	*	*	*	DCON _{MS}	LF
2.5	6	12.5	0.08	45°	12.5	2	1P250-0250-XA	*	*	*	*	6.0	57.0
3.0	6	12.5	0.08	45°	12.5	2	1P250-0300-XA	*	*	*	*	6.0	57.0
4.0	6	14.5	0.13	45°	14.5	2	1P250-0400-XB	*	*	*	*	6.0	57.0
		14.5	0.13	45°	14.5	2	1P250-0400-XA	*	*	*	*	6.0	57.0
5.0	6	16.5	0.13	45°	16.5	2	1P250-0500-XB	*	*	*	*	6.0	57.0
		16.5	0.13	45°	16.5	2	1P250-0500-XA	*	*	*	*	6.0	57.0
6.0	6	19.5	0.13	45°	19.5	2	1P250-0600-XB	*	*	*	*	6.0	57.0
		19.5	0.13	45°	19.5	2	1P250-0600-XA	*	*	*	*	6.0	57.0
7.0	8	19.5	0.13	45°	19.5	2	1P250-0700-XA	*	*	*	*	8.0	63.0
		19.5	0.20	45°	19.5	2	1P250-0800-XB	*	*	*	*	8.0	63.0
8.0	8	19.5	0.20	45°	19.5	2	1P250-0800-XA	*	*	*	*	8.0	63.0
		19.5	0.20	45°	19.5	2	1P250-0900-XB	*	*	*	*	10.0	72.0
9.0	10	21.5	0.20	45°	21.5	2	1P250-0900-XA	*	*	*	*	10.0	72.0
		21.5	0.20	45°	21.5	2	1P250-1000-XB	*	*	*	*	10.0	72.0
10.0	10	22.5	0.20	45°	22.5	2	1P250-1000-XA	*	*	*	*	10.0	72.0
		22.5	0.20	45°	22.5	2	1P250-1200-XB	*	*	*	*	12.0	83.0
12.0	12	25.5	0.20	45°	25.5	2	1P250-1200-XA	*	*	*	*	12.0	83.0
		25.5	0.20	45°	25.5	2	1P250-1400-XA	*	*	*	*	14.0	83.0
14.0	14	30.5	0.20	45°	30.5	2	1P250-1400-XA	*	*	*	*	14.0	83.0
		32.5	0.20	45°	32.5	2	1P250-1600-XB	*	*	*	*	16.0	92.0
16.0	16	32.5	0.20	45°	32.5	2	1P250-1600-XA	*	*	*	*	16.0	92.0
		32.5	0.20	45°	32.5	2	1P250-1800-XB	*	*	*	*	18.0	92.0
18.0	18	32.5	0.20	45°	32.5	2	1P250-1800-XA	*	*	*	*	18.0	92.0
		32.5	0.20	45°	32.5	2	1P250-2000-XB	*	*	*	*	20.0	104.0
20.0	20	38.5	0.30	45°	38.5	2	1P250-2000-XA	*	*	*	*	20.0	104.0
		38.5	0.30	45°	38.5	2	1P250-2000-XA	*	*	*	*	20.0	104.0

C Versão em polegadas

DC	CZC _{MS}	APMX	CHW	KCH	LU	ZEFP	Código para pedido	Dimensões, polegadas					
								P	M	K	S		
.125	1/8	.359	.003	45°	.359	2	1P250-0318-XA	*	*	*	*	.125	1.500
.188	3/16	.687	.005	45°	.687	2	1P250-0476-XA	*	*	*	*	.188	2.000
.250	1/4	.813	.005	45°	.813	2	1P250-0635-XA	*	*	*	*	.250	2.500
.375	3/8	.875	.008	45°	.875	2	1P250-0953-XA	*	*	*	*	.375	3.000
.500	1/2	1.188	.008	45°	1.188	2	1P250-1270-XA	*	*	*	*	.500	3.500
.625	5/8	1.484	.008	45°	1.484	2	1P250-1588-XA	*	*	*	*	.625	4.000
.750	3/4	1.687	.012	45°	1.687	2	1P250-1905-XA	*	*	*	*	.750	4.000
1.000	1	2.250	.012	45°	2.250	2	1P250-2540-XA	*	*	*	*	1.000	5.000



A176



A194



E9



E22



E14

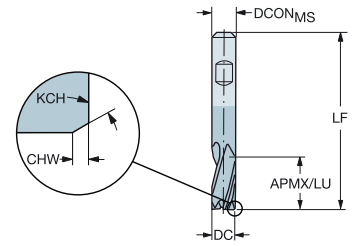
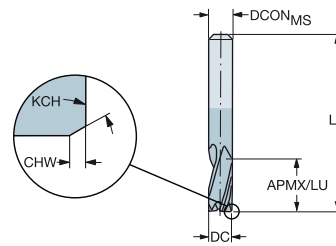

Fresa de topo CoroMill® Plura inteiraça de metal duro para desbaste pesado

Para vários materiais com dureza ≤ 48 HRc

FHA
BSG
TCDCON

1P251-XA
30°
COROMANT
h6

1P251-XB
30°
COROMANT
h6



Versão métrica

DC	CZC _{MS}	APMX	CHW	KCH	LU	ZEFP	Código para pedido	Dimensões, mm					
								P	M	K	S		
2.0	6	8.5			8.5	3	1P251-0200-XA	*	*	*	*	6.0	57.0
2.5	6	12.5	0.08	45°	12.5	3	1P251-0250-XA	*	*	*	*	6.0	57.0
3.0	6	12.5	0.08	45°	12.5	3	1P251-0300-XA	*	*	*	*	6.0	57.0
4.0	6	14.5	0.13	45°	14.5	3	1P251-0400-XB	*	*	*	*	6.0	57.0
	6	14.5	0.13	45°	14.5	3	1P251-0400-XA	*	*	*	*	6.0	57.0
5.0	6	16.5	0.13	45°	16.5	3	1P251-0500-XB	*	*	*	*	6.0	57.0
	6	16.5	0.13	45°	16.5	3	1P251-0500-XA	*	*	*	*	6.0	57.0
6.0	6	19.5	0.13	45°	19.5	3	1P251-0600-XB	*	*	*	*	6.0	57.0
	6	19.5	0.13	45°	19.5	3	1P251-0600-XA	*	*	*	*	6.0	57.0
7.0	8	19.5	0.13	45°	19.5	3	1P251-0700-XA	*	*	*	*	8.0	63.0
8.0	8	19.5	0.20	45°	19.5	3	1P251-0800-XB	*	*	*	*	8.0	63.0
	8	19.5	0.20	45°	19.5	3	1P251-0800-XA	*	*	*	*	8.0	63.0
9.0	10	21.5	0.20	45°	21.5	3	1P251-0900-XA	*	*	*	*	10.0	72.0
10.0	10	22.5	0.20	45°	22.5	3	1P251-1000-XB	*	*	*	*	10.0	72.0
	10	22.5	0.20	45°	22.5	3	1P251-1000-XA	*	*	*	*	10.0	72.0
12.0	12	25.5	0.20	45°	25.5	3	1P251-1200-XB	*	*	*	*	12.0	83.0
	12	25.5	0.20	45°	25.5	3	1P251-1200-XA	*	*	*	*	12.0	83.0
14.0	14	30.5	0.20	45°	30.5	3	1P251-1400-XA	*	*	*	*	14.0	83.0
16.0	16	32.5	0.20	45°	32.5	3	1P251-1600-XB	*	*	*	*	16.0	92.0
	16	32.5	0.20	45°	32.5	3	1P251-1600-XA	*	*	*	*	16.0	92.0
18.0	18	32.5	0.20	45°	32.5	3	1P251-1800-XB	*	*	*	*	18.0	92.0
	18	32.5	0.20	45°	32.5	3	1P251-1800-XA	*	*	*	*	18.0	92.0
20.0	20	38.5	0.30	45°	38.5	3	1P251-2000-XB	*	*	*	*	20.0	104.0
	20	38.5	0.30	45°	38.5	3	1P251-2000-XA	*	*	*	*	20.0	104.0



A176



A194



E9



E22



E14

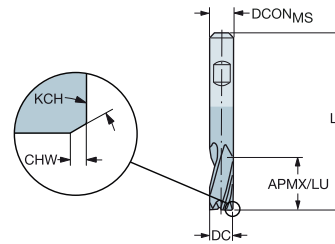
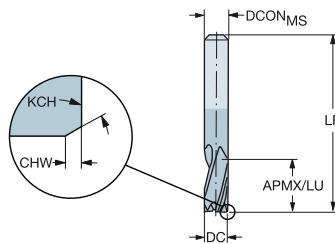

Fresa de topo CoroMill® Plura inteiraça de metal duro para desbaste pesado

Para vários materiais com dureza ≤ 48 HRc

FHA
BSG
TCDC
TCDCON

1P260-XA
30°
COROMANT
h10
h6

1P260-XB
30°
COROMANT
h10
h6



B Versão métrica

DC	CZC _{MS}	APMX	CHW	KCH	LU	ZEFP	Código para pedido	Dimensões, mm					
								P	M	K	S		
1.0	3	4.0			4.0	3	1P260-0100-XA	*	*	*	*	DCON _{MS}	LF
1.5	3	6.0			6.0	3	1P260-0150-XA	*	*	*	*	3.0	38.0
2.0	3	8.0			8.0	3	1P260-0200-XA	*	*	*	*	3.0	38.0
3.0	3	12.0			12.0	3	1P260-0300-XA	*	*	*	*	3.0	38.0
4.0	4	14.0			14.0	3	1P260-0400-XA	*	*	*	*	4.0	50.0
5.0	6	16.0			16.0	3	1P260-0500-XB	*	*	*	*	6.0	57.0
	6	16.0			16.0	3	1P260-0500-XA	*	*	*	*	6.0	57.0
6.0	6	22.0			22.0	3	1P260-0600-XB	*	*	*	*	6.0	65.0
	6	22.0			22.0	3	1P260-0600-XA	*	*	*	*	6.0	65.0
8.0	8	28.0			28.0	3	1P260-0800-XB	*	*	*	*	8.0	80.0
	8	28.0			28.0	3	1P260-0800-XA	*	*	*	*	8.0	80.0
10.0	10	32.0	0.10	45°	32.0	3	1P260-1000-XB	*	*	*	*	10.0	100.0
	10	32.0	0.10	45°	32.0	3	1P260-1000-XA	*	*	*	*	10.0	100.0
12.0	12	38.0	0.10	45°	38.0	3	1P260-1200-XB	*	*	*	*	12.0	100.0
	12	38.0	0.10	45°	38.0	3	1P260-1200-XA	*	*	*	*	12.0	100.0
16.0	16	50.0	0.15	45°	50.0	3	1P260-1600-XB	*	*	*	*	16.0	115.0
	16	50.0	0.15	45°	50.0	3	1P260-1600-XA	*	*	*	*	16.0	115.0
20.0	20	50.0	0.15	45°	50.0	3	1P260-2000-XB	*	*	*	*	20.0	125.0
	20	50.0	0.15	45°	50.0	3	1P260-2000-XA	*	*	*	*	20.0	125.0

C Versão em polegadas

DC	CZC _{MS}	APMX	CHW	KCH	LU	ZEFP	Código para pedido	Dimensões, polegadas					
								P	M	K	S		
.125	1/8	.500			.500	3	1P260-0318-XA	*	*	*	*	DCON _{MS}	LF
.188	3/16	.625			.625	3	1P260-0476-XA	*	*	*	*	.125	2.000
.250	1/4	.937			.937	3	1P260-0635-XA	*	*	*	*	.188	2.000
.375	3/8	1.219	.004	45°	1.219	3	1P260-0953-XA	*	*	*	*	.250	2.500
.500	1/2	1.594	.004	45°	1.594	3	1P260-1270-XA	*	*	*	*	.375	3.000
.625	5/8	1.938	.006	45°	1.938	3	1P260-1588-XA	*	*	*	*	.500	3.500
.750	3/4	2.313	.006	45°	2.313	3	1P260-1905-XA	*	*	*	*	.625	4.000
1.000	1	2.500	.010	45°	2.500	3	1P260-2540-XA	*	*	*	*	.750	5.000
								*	*	*	*	1.000	6.000



Fresa de topo CoroMill® Plura inteira de metal duro para desbaste médio

Quando usar

Quando for necessário um corte suave

Para materiais macios graças a uma geometria viva otimizada

Solucionador de problemas para operações de usinagem em rampa

4 canais - Bom para operações de acabamento

Material ISO	P	M	K	S
Classe	1620	1630		
Haste	Weldon	Cilíndrica		

Gama de produtos

Para vários materiais com dureza ≤ 48 HRc



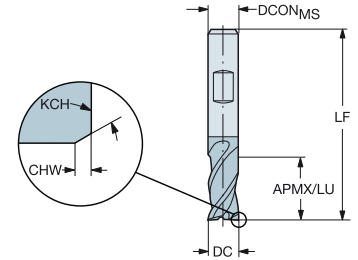
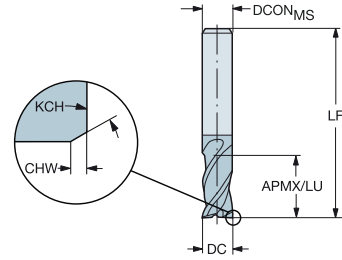
Fresa de topo CoroMill® Plura inteiraça de metal duro para desbaste médio

Para vários materiais com dureza ≤ 48 HRc

FHA
BSG
TCDC
TCDCON

1P330-XA
45°
DIN 6527 L
h10
h6

1P330-XB
45°
DIN 6527 L
h10
h6



Versão métrica

DC	CZC _{MS}	APMX	CHW	KCH	LU	ZEFP	Código para pedido	Dimensões, mm					
								P	M	K	S		
2.0	6	6.0			6.0	3	1P330-0200-XB	*	*	*	*	6.0	57.0
	6	6.0			6.0	3	1P330-0200-XA	*	*	*	*	6.0	57.0
3.0	6	7.0			7.0	3	1P330-0300-XB	*	*	*	*	6.0	57.0
	6	7.0			7.0	3	1P330-0300-XA	*	*	*	*	6.0	57.0
4.0	6	8.0	0.10	45°	8.0	3	1P330-0400-XB	*	*	*	*	6.0	57.0
	6	8.0	0.10	45°	8.0	3	1P330-0400-XA	*	*	*	*	6.0	57.0
5.0	6	10.0	0.10	45°	10.0	3	1P330-0500-XB	*	*	*	*	6.0	57.0
	6	10.0	0.10	45°	10.0	3	1P330-0500-XA	*	*	*	*	6.0	57.0
6.0	6	10.0	0.10	45°	10.0	3	1P330-0600-XB	*	*	*	*	6.0	57.0
	6	10.0	0.10	45°	10.0	3	1P330-0600-XA	*	*	*	*	6.0	57.0
7.0	8	13.0	0.10	45°	13.0	3	1P330-0700-XA	*	*	*	*	8.0	63.0
8.0	8	16.0	0.10	45°	16.0	3	1P330-0800-XB	*	*	*	*	8.0	63.0
	8	16.0	0.10	45°	16.0	3	1P330-0800-XA	*	*	*	*	8.0	63.0
9.0	10	16.0	0.10	45°	16.0	3	1P330-0900-XB	*	*	*	*	10.0	72.0
	10	16.0	0.10	45°	16.0	3	1P330-0900-XA	*	*	*	*	10.0	72.0
10.0	10	19.0	0.10	45°	19.0	3	1P330-1000-XB	*	*	*	*	10.0	72.0
	10	19.0	0.10	45°	19.0	3	1P330-1000-XA	*	*	*	*	10.0	72.0
12.0	12	22.0	0.10	45°	22.0	3	1P330-1200-XB	*	*	*	*	12.0	83.0
	12	22.0	0.10	45°	22.0	3	1P330-1200-XA	*	*	*	*	12.0	83.0
14.0	14	22.0	0.15	45°	22.0	3	1P330-1400-XB	*	*	*	*	14.0	83.0
	14	22.0	0.15	45°	22.0	3	1P330-1400-XA	*	*	*	*	14.0	83.0
16.0	16	26.0	0.15	45°	26.0	3	1P330-1600-XB	*	*	*	*	16.0	92.0
	16	26.0	0.15	45°	26.0	3	1P330-1600-XA	*	*	*	*	16.0	92.0
18.0	18	26.0	0.15	45°	26.0	3	1P330-1800-XB	*	*	*	*	18.0	92.0
	18	26.0	0.15	45°	26.0	3	1P330-1800-XA	*	*	*	*	18.0	92.0
20.0	20	32.0	0.15	45°	32.0	3	1P330-2000-XB	*	*	*	*	20.0	104.0
	20	32.0	0.15	45°	32.0	3	1P330-2000-XA	*	*	*	*	20.0	104.0



A176



A194



E9



E22



E14



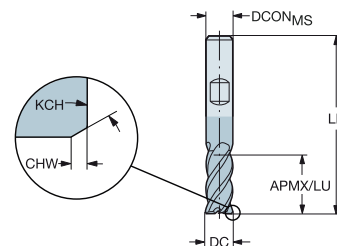
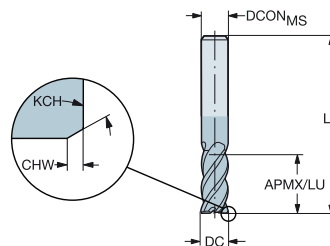
Fresa de topo CoroMill® Plura inteiraça de metal duro para desbaste médio

Para vários materiais com dureza ≤ 48 HRc

FHA
BSG
TCDC
TCDCON

1P341-XA
45°
DIN 6527 L
h10
h6

1P341-XB
45°
DIN 6527 L
h10
h6

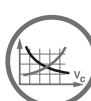


Versão métrica

DC	CZC _{MS}	APMX	CHW	KCH	LU	ZEFP	Código para pedido	Dimensões, mm							
								P	M	K	S	DCON _{MS}	LF		
2.0	6	7.0			7.0	4	1P341-0200-XA	*	*	*	*	*	*	6.0	57.0
3.0	6	8.0			8.0	4	1P341-0300-XA	*	*	*	*	*	*	6.0	57.0
4.0	6	11.0	0.10	45°	11.0	4	1P341-0400-XA	*	*	*	*	*	*	6.0	57.0
5.0	6	13.0	0.10	45°	13.0	4	1P341-0500-XA	*	*	*	*	*	*	6.0	57.0
6.0	6	13.0	0.10	45°	13.0	4	1P341-0600-XB	*	*	*	*	*	*	6.0	57.0
	6	13.0	0.10	45°	13.0	4	1P341-0600-XA	*	*	*	*	*	*	6.0	57.0
8.0	8	19.0	0.10	45°	19.0	4	1P341-0800-XB	*	*	*	*	*	*	8.0	63.0
	8	19.0	0.10	45°	19.0	4	1P341-0800-XA	*	*	*	*	*	*	8.0	63.0
10.0	10	22.0	0.10	45°	22.0	4	1P341-1000-XB	*	*	*	*	*	*	10.0	72.0
	10	22.0	0.10	45°	22.0	4	1P341-1000-XA	*	*	*	*	*	*	10.0	72.0
12.0	12	26.0	0.10	45°	26.0	4	1P341-1200-XB	*	*	*	*	*	*	12.0	83.0
	12	26.0	0.10	45°	26.0	4	1P341-1200-XA	*	*	*	*	*	*	12.0	83.0
14.0	14	26.0	0.15	45°	26.0	4	1P341-1400-XB	*	*	*	*	*	*	14.0	83.0
	14	26.0	0.15	45°	26.0	4	1P341-1400-XA	*	*	*	*	*	*	14.0	83.0
16.0	16	32.0	0.15	45°	32.0	4	1P341-1600-XB	*	*	*	*	*	*	16.0	92.0
	16	32.0	0.15	45°	32.0	4	1P341-1600-XA	*	*	*	*	*	*	16.0	92.0
18.0	18	32.0	0.15	45°	32.0	5	1P341-1800-XA	*	*	*	*	*	*	18.0	92.0
20.0	20	38.0	0.15	45°	38.0	5	1P341-2000-XB	*	*	*	*	*	*	20.0	104.0
	20	38.0	0.15	45°	38.0	5	1P341-2000-XA	*	*	*	*	*	*	20.0	104.0

Versão em polegadas

DC	CZC _{MS}	APMX	CHW	KCH	LU	ZEFP	Código para pedido	Dimensões, polegadas							
								P	M	K	S	DCON _{MS}	LF		
.125	1/8	.313			.313	4	1P341-0318-XA	*	*	*	*	*	*	.125	1.500
.188	3/16	.469	.004	45°	.469	4	1P341-0476-XA	*	*	*	*	*	*	.188	2.000
.250	1/4	.531	.004	45°	.531	4	1P341-0635-XA	*	*	*	*	*	*	.250	2.500
.375	3/8	.844	.006	45°	.844	4	1P341-0953-XA	*	*	*	*	*	*	.375	3.000
.500	1/2	1.094	.006	45°	1.094	4	1P341-1270-XA	*	*	*	*	*	*	.500	3.500
.625	5/8	1.313	.010	45°	1.313	5	1P341-1588-XA	*	*	*	*	*	*	.625	4.000
.750	3/4	1.563	.010	45°	1.563	5	1P341-1905-XA	*	*	*	*	*	*	.750	4.000
1.000	1	2.094	.010	45°	2.094	5	1P341-2540-XA	*	*	*	*	*	*	1.000	5.000



A176



A194



E9



E22

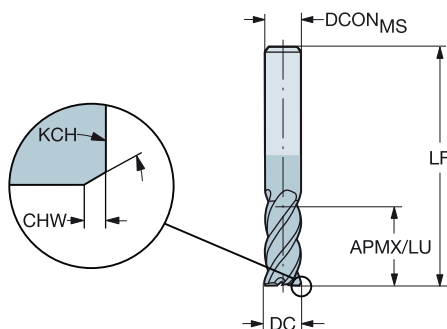


E14

Fresa de topo CoroMill® Plura inteiraça de metal duro para desbaste médio

Para vários materiais com dureza ≤ 48 HRc

FHA 45°
BSG COROMANT
TCDC h10
TDCON h6

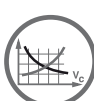


Versão métrica

DC	CZC _{MS}	APMX	CHW	KCH	LU	ZEFP	Código para pedido	Dimensões, mm					
								P	M	K	S		
6.0	6	22.0	0.10	45°	22.0	4	1P360-0600-XA	1620	1620	1620	1620	DCON _{MS}	LF
8.0	8	28.0	0.10	45°	28.0	4	1P360-0800-XA	*	*	*	*	8.0	80.0
10.0	10	32.0	0.10	45°	32.0	4	1P360-1000-XA	*	*	*	*	10.0	100.0
12.0	12	40.0	0.10	45°	40.0	4	1P360-1200-XA	*	*	*	*	12.0	100.0
14.0	14	50.0	0.15	45°	50.0	4	1P360-1400-XA	*	*	*	*	14.0	104.0
16.0	16	50.0	0.15	45°	50.0	5	1P360-1600-XA	*	*	*	*	16.0	115.0
20.0	20	55.0	0.15	45°	55.0	5	1P360-2000-XA	*	*	*	*	20.0	125.0
	20	75.0	0.15	45°	75.0	6	1P370-2000-XA	*	*	*	*	20.0	145.0
25.0	25	90.0	0.15	45°	90.0	8	1P360-2500-XA	*	*	*	*	25.0	153.0

Versão em polegadas

DC	CZC _{MS}	APMX	CHW	KCH	LU	ZEFP	Código para pedido	Dimensões, polegadas					
								P	M	K	S		
.125	1/8	.500	.004	45°	.500	4	1P360-0318-XA	1620	1620	1620	1620	DCON _{MS}	LF
.188	3/16	.750	.004	45°	.750	4	1P360-0476-XA	*	*	*	*	.188	2.500
.250	1/4	.875	.004	45°	.875	4	1P360-0635-XA	*	*	*	*	.250	2.500
.375	3/8	1.219	.004	45°	1.219	4	1P360-0953-XA	*	*	*	*	.375	4.000
.500	1/2	1.687	.006	45°	1.687	4	1P360-1270-XA	*	*	*	*	.500	4.000
.625	5/8	2.000	.006	45°	2.000	5	1P360-1588-XA	*	*	*	*	.625	5.000
.750	3/4	2.344	.006	45°	2.344	5	1P360-1905-XA	*	*	*	*	.750	5.000
1.000	1	3.609	.010	45°	3.609	8	1P360-2540-XA	*	*	*	*	1.000	7.000



A176



A194



E9



E22



E14

Fresa de topo CoroMill® Plura inteira de metal duro para desbaste com quebra-cavacos

Quando usar

Quando forem necessários cavacos pequenos

O solucionador de problemas em condições instáveis

Material ISO



Classe

1640

Haste

Cilíndrica Weldon

Gama de produtos

Para aços e aços inoxidáveis

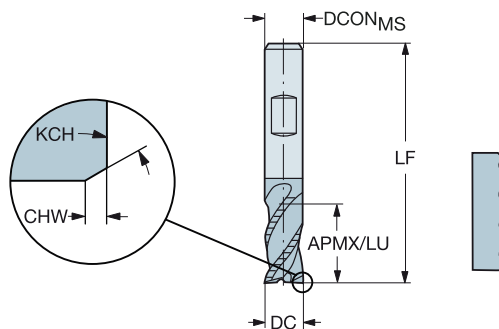
Para materiais ISO S



Fresa de topo CoroMill® Plura inteira de metal duro para desbaste com quebra-cavacos

Para vários materiais com dureza ≤ 48 HRC

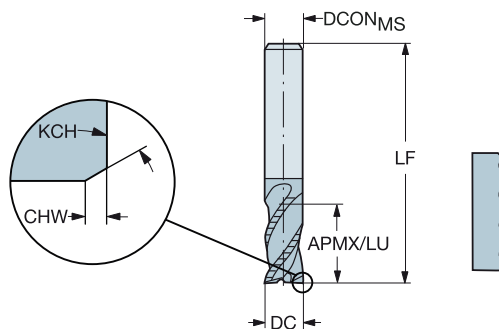
FHA 37°
BSG DIN 6527 L
TCDC h12
TCDCON h6



Versão métrica

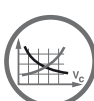
DC	CZC _{MS}	APMX	CHW	KCH	LU	ZEFP	Código para pedido	Dimensões, mm					
								P	M	K	S		
6.0	6	13.0	0.50	55°	13.0	4	1P340-0600-XB	*	*	*	*	6.0	57.0
8.0	8	19.0	0.64	55°	19.0	4	1P340-0800-XB	*	*	*	*	8.0	63.0
10.0	10	22.0	0.71	55°	22.0	4	1P340-1000-XB	*	*	*	*	10.0	72.0
12.0	12	26.0	0.71	55°	26.0	4	1P340-1200-XB	*	*	*	*	12.0	83.0
14.0	14	26.0	0.71	55°	26.0	4	1P340-1400-XB	*	*	*	*	14.0	83.0
16.0	16	32.0	0.79	55°	32.0	4	1P340-1600-XB	*	*	*	*	16.0	92.0
18.0	18	32.0	0.71	55°	32.0	4	1P340-1800-XB	*	*	*	*	18.0	92.0
20.0	20	38.0	0.89	55°	38.0	4	1P340-2000-XB	*	*	*	*	20.0	104.0

FHA 37°
BSG INTERNAL
TCDC h12
TCDCON h6



Versão em polegadas

DC	CZC _{MS}	APMX	CHW	KCH	LU	ZEFP	Código para pedido	Dimensões, polegadas					
								P	M	K	S		
.250	1/4	.531	.020	55°	.531	4	1P340-0635-XA	*	*	*	*	.250	2.500
.375	3/8	.844	.026	55°	.844	4	1P340-0953-XA	*	*	*	*	.375	3.000
.500	1/2	1.094	.028	55°	1.094	4	1P340-1270-XA	*	*	*	*	.500	3.500
.625	5/8	1.313	.028	55°	1.313	4	1P340-1588-XA	*	*	*	*	.625	4.000
.750	3/4	1.563	.031	55°	1.563	4	1P340-1905-XA	*	*	*	*	.750	4.000
1.000	1	2.094	.044	55°	2.094	4	1P340-2540-XA	*	*	*	*	1.000	5.000



A176



A194



E9



E22



E14

Fresa de topo CoroMill® Plura Ball Nose inteiriça de metal duro para perfilamento

Quando usar

Operações de perfilamento em formas diferentes: basta escolher a classe e a forma certa para sua operação

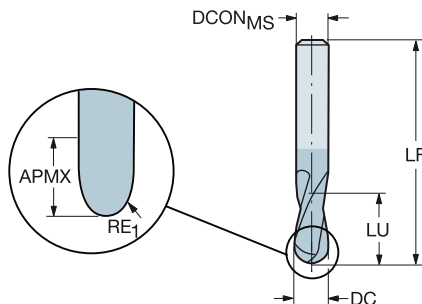
Material ISO	P M K S
Classe	1630 1620
Haste	Cilíndrica



Fresa de topo CoroMill® Plura Ball Nose inteira de metal duro para perfilamento

Para vários materiais com dureza ≤ 48 HRc

FHA 30°
BSG COROMANT
TCDC h7
TCDCON h5
PSIR 0°



Versão métrica

DC	CZC _{MS}	APMX	RE ₁	LU	ZEFP	Código para pedido	Dimensões, mm					
							P	M	K	S		
1.0	3	3.0	0.50	3.0	2	1B230-0100-XA	1630	1630	1630	1630	3.0	38.0
1.5	3	3.0	0.75	3.0	2	1B230-0150-XA	*	*	*	*	3.0	38.0
2.0	3	6.0	1.00	6.0	2	1B230-0200-XA	*	*	*	*	3.0	38.0
2.5	3	7.0	1.25	7.0	2	1B230-0250-XA	*	*	*	*	3.0	38.0
3.0	3	7.0	1.50	7.0	2	1B230-0300-XA	*	*	*	*	3.0	38.0
4.0	6	8.0	2.00	8.0	2	1B230-0400-XA	*	*	*	*	6.0	57.0
5.0	6	10.0	2.50	10.0	2	1B230-0500-XA	*	*	*	*	6.0	57.0
6.0	6	10.0	3.00	10.0	2	1B230-0600-XA	*	*	*	*	6.0	57.0
7.0	8	13.0	3.50	13.0	2	1B230-0700-XA	*	*	*	*	8.0	63.0
8.0	8	16.0	4.00	16.0	2	1B230-0800-XA	*	*	*	*	8.0	63.0
9.0	10	16.0	4.50	16.0	2	1B230-0900-XA	*	*	*	*	10.0	72.0
10.0	10	19.0	5.00	19.0	2	1B230-1000-XA	*	*	*	*	10.0	72.0
12.0	12	22.0	6.00	22.0	2	1B230-1200-XA	*	*	*	*	12.0	83.0
14.0	14	22.0	7.00	22.0	2	1B230-1400-XA	*	*	*	*	14.0	83.0
16.0	16	26.0	8.00	26.0	2	1B230-1600-XA	*	*	*	*	16.0	92.0
18.0	18	26.0	9.00	26.0	2	1B230-1800-XA	*	*	*	*	18.0	92.0
20.0	20	32.0	10.00	32.0	2	1B230-2000-XA	*	*	*	*	20.0	104.0



A177



A194



E9



E22

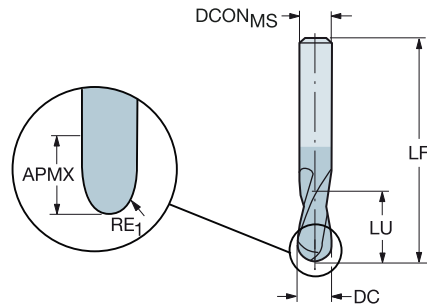


E14

Fresa de topo CoroMill® Plura Ball Nose inteira de metal duro para perfilamento

Para vários materiais com dureza ≤ 48 HRc

FHA 30°
BSG COROMANT
TCDC h9
TCDCON h6
PSIR 0°



Versão em polegadas

DC	CZC _{MS}	APMX	RE ₁	LU	ZEFP	Código para pedido	Dimensões, polegadas				DCON _{MS}	LF
							P	M	K	S		
.063	1/4	.125	.031	.125	2	1B231-0159-XA	*	*	*	*	.250	3.000
	1/4	.125	.031	.125	2	1B232-0159-XA	*	*	*	*	.250	2.000
.094	1/4	.188	.047	.188	2	1B231-0238-XA	*	*	*	*	.250	3.000
	1/4	.188	.047	.188	2	1B232-0238-XA	*	*	*	*	.250	2.000
.125	1/4	.250	.063	.250	2	1B231-0318-XA	*	*	*	*	.250	3.000
	1/4	.250	.063	.250	2	1B232-0318-XA	*	*	*	*	.250	2.000
.156	1/4	.313	.078	.313	2	1B231-0397-XA	*	*	*	*	.250	3.000
	1/4	.313	.078	.313	2	1B232-0397-XA	*	*	*	*	.250	2.000
.187	1/4	.375	.094	.375	2	1B231-0476-XA	*	*	*	*	.250	3.000
	1/4	.375	.094	.375	2	1B232-0476-XA	*	*	*	*	.250	2.000
.250	1/4	.500	.125	.500	2	1B231-0635-XA	*	*	*	*	.250	3.000
	1/4	.500	.125	.500	2	1B232-0635-XA	*	*	*	*	.250	2.000
.313	3/8	.625	.156	.625	2	1B231-0794-XA	*	*	*	*	.375	3.500
	3/8	.625	.156	.625	2	1B232-0794-XA	*	*	*	*	.375	2.500
.375	3/8	.750	.188	.750	2	1B231-0953-XA	*	*	*	*	.375	3.500
	3/8	.750	.188	.750	2	1B232-0953-XA	*	*	*	*	.375	2.500
.500	1/2	1.000	.250	1.000	2	1B231-1270-XA	*	*	*	*	.500	4.000
	1/2	1.000	.250	1.000	2	1B232-1270-XA	*	*	*	*	.500	3.000
.625	5/8	1.250	.313	1.250	2	1B232-1588-XA	*	*	*	*	.625	3.500
.750	3/4	1.500	.375	1.500	2	1B232-1905-XA	*	*	*	*	.750	4.000



A177



A194



E9



E22

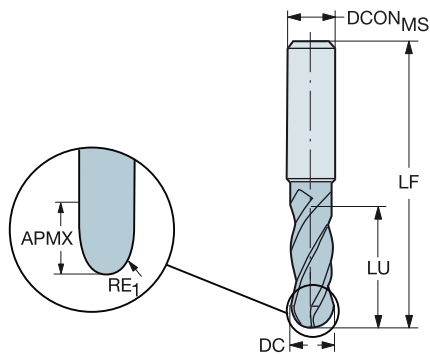


E14

Fresa de topo CoroMill® Plura Ball Nose inteira de metal duro para perfilamento

Para vários materiais com dureza ≤ 48 HRC

FHA 30°
 BSG COROMANT
 TCDC h8
 TCDCON h6
 PSIR 0°



B Versão métrica

DC	CZC _{MS}	APMX	RE ₁	LU	ZEFP	Código para pedido	Dimensões, mm					
							P	M	K	S		
3.0	6	8.0	1.50	8.0	4	1B240-0300-XA	1630	1630	1630	1630	DCON _{MS}	LF
4.0	6	11.0	2.00	11.0	4	1B240-0400-XA	*	*	*	*	6.0	80.0
5.0	6	13.0	2.50	13.0	4	1B240-0500-XA	*	*	*	*	6.0	80.0
6.0	6	13.0	3.00	13.0	4	1B240-0600-XA	*	*	*	*	6.0	80.0
7.0	8	16.0	3.50	16.0	4	1B240-0700-XA	*	*	*	*	8.0	100.0
8.0	8	19.0	4.00	19.0	4	1B240-0800-XA	*	*	*	*	8.0	100.0
10.0	10	22.0	5.00	22.0	4	1B240-1000-XA	*	*	*	*	10.0	100.0
12.0	12	26.0	6.00	26.0	4	1B240-1200-XA	*	*	*	*	12.0	100.0
16.0	16	32.0	8.00	32.0	4	1B240-1600-XA	*	*	*	*	16.0	100.0
20.0	20	38.0	10.00	38.0	4	1B240-2000-XA	*	*	*	*	20.0	125.0

C Versão em polegadas

DC	CZC _{MS}	APMX	RE ₁	LU	ZEFP	Código para pedido	Dimensões, polegadas					
							P	M	K	S		
.063	1/4	.125	.031	.125	4	1B240-0159-XA	1630	1630	1630	1630	DCON _{MS}	LF
.094	1/4	.188	.047	.188	4	1B240-0238-XA	*	*	*	*	.250	3.000
.125	1/4	.250	.063	.250	4	1B240-0318-XA	*	*	*	*	.250	3.000
.156	1/4	.313	.078	.313	4	1B240-0397-XA	*	*	*	*	.250	3.000
.187	1/4	.375	.094	.375	4	1B240-0476-XA	*	*	*	*	.250	3.000
.250	1/4	.500	.125	.500	4	1B240-0635-XA	*	*	*	*	.250	3.000
.313	3/8	.625	.156	.625	4	1B240-0794-XA	*	*	*	*	.375	3.500
.375	3/8	.750	.188	.750	4	1B240-0953-XA	*	*	*	*	.375	3.500
.500	1/2	1.000	.250	1.000	4	1B240-1270-XA	*	*	*	*	.500	4.000



A177



A194



E9



E22



E14


Fresa de topo CoroMill® Plura inteira de metal duro para fresamento de chanfros

Quando usar

Chanframento com a mesma ferramenta em múltiplos materiais

Chanfros com ângulos de 45 e 60 graus

Material ISO	P	M	K	S	H
Classe	1620				
Haste	Cilíndrica		Weldon		



A

FRESAMENTO

Versátil

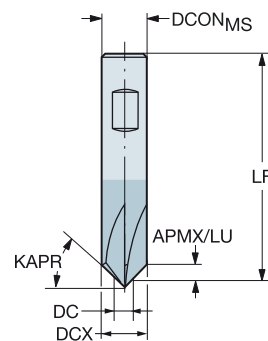
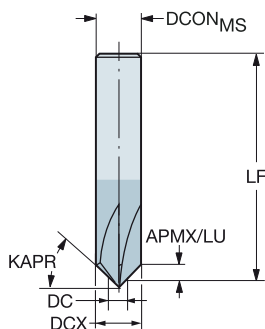
Fresa de topo CoroMill® Plura inteiraça de metal duro para fresamento de chanfros

Para vários materiais com dureza ≤ 48 HRc

BSG
TCDCON

1C050-XA
COROMANT
h6

1C050-XB
COROMANT
h6



B



Versão métrica

KAPR	CZC _{MS}	APMX	LU	ZEFP	Código para pedido	P	M	K	S	H	Dimensões, mm			
						1620	0291	1620	1620	1620	DCON _{MS}	DC	DCX	LF
45°	10.0	4.25	4.25	4	1C050-0150-045-XB	*	*	*	*	*	10.00	1.50	10.0	99.20
45°	12.0	4.50	4.50	6	1C050-0300-045-XB	*	*	*	*	*	12.00	3.00	12.0	81.50
45°	6.0	2.50	2.50	4	1C050-0100-045-XA	*	*	*	*	*	6.00	1.00	6.0	56.50
45°	8.0	3.00	3.00	5	1C050-0200-045-XA	*	*	*	*	*	8.00	2.00	8.0	79.00
45°	10.0	4.25	4.25	4	1C050-0150-045-XA	*	*	*	*	*	10.00	1.50	10.0	99.20
45°	12.0	4.50	4.50	6	1C050-0300-045-XA	*	*	*	*	*	12.00	3.00	12.0	81.50
60°	10.0	7.35	7.35	4	1C050-0150-060-XB	*	*	*	*	*	10.00	1.50	10.0	98.70
60°		7.35	7.35	4	1C050-0150-060-XA	*	*	*	*	*	10.00	1.50	10.0	98.70

C

D

E



A178



A194



E9



E22

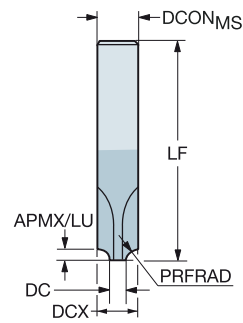


E14

Fresa de topo CoroMill® Plura inteiraça de metal duro para fresamento de chanfros

Para vários materiais com dureza ≤ 48 HRc

BSG
TCDCON COROMANT
h6

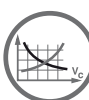


Versão métrica

PRFRAD	CZC _{MS}	APMX	LU	ZEFP	Código para pedido	P	M	K	S	H	Dimensões, mm			
						1620	1620	1620	1620	1620	DCON _{MS}	DC	DCX	LF
0.5	6.0	0.50	0.50	3	1U000-0400-050-XA	*	*	*	*	*	6.00	4.00	6.0	57.00
0.8		0.75	0.75	3	1U000-0400-075-XA	*	*	*	*	*	6.00	4.00	6.0	57.00
1.0	8.0	1.00	1.00	4	1U000-0400-100-XA	*	*	*	*	*	8.00	4.00	8.0	63.00
1.5		1.50	1.50	4	1U000-0400-150-XA	*	*	*	*	*	8.00	4.00	8.0	63.00
2.0	10.0	2.00	2.00	4	1U000-0500-200-XA	*	*	*	*	*	10.00	5.00	10.0	72.00
2.5		2.50	2.50	4	1U000-0500-250-XA	*	*	*	*	*	10.00	5.00	10.0	72.00
3.0	12.0	3.00	3.00	4	1U000-0500-300-XA	*	*	*	*	*	12.00	5.00	12.0	83.00
4.0	14.0	4.00	4.00	4	1U000-0600-400-XA	*	*	*	*	*	14.00	6.00	14.0	83.00
5.0	16.0	5.00	5.00	4	1U000-0600-500-XA	*	*	*	*	*	16.00	6.00	16.0	92.00
6.0	20.0	6.00	6.00	4	1U000-0800-600-XA	*	*	*	*	*	20.00	8.00	20.0	104.00

Versão em polegadas

PRFRAD	CZC _{MS}	APMX	LU	ZEFP	Código para pedido	P	M	K	S	H	Dimensões, polegadas			
						1620	1620	1620	1620	1620	DCON _{MS}	DC	DCX	LF
.031	1/8	.031	.031	2	1U000-0119-079-XA	*	*	*	*	*	.125	.047	.125	1.500
.062	1/4	.062	.062	3	1U000-0160-158-XA	*	*	*	*	*	.250	.063	.250	2.000
.094	3/8	.094	.094	3	1U000-0160-238-XA	*	*	*	*	*	.375	.063	.313	2.500
.125	1/2	.125	.125	4	1U000-0630-318-XA	*	*	*	*	*	.500	.248	.500	3.000
.188	5/8	.188	.188	4	1U000-0630-476-XA	*	*	*	*	*	.625	.248	.625	3.500



A178



A194



E9



E22



E14

CoroMill® Plura - Otimizada

Fresas de topo de alto desempenho para materiais e aplicações específicos

Ferramentas com geometrias e classes **otimizadas** para materiais e aplicações específicos, maximizando o resultado da produção por hora.



Aplicação

- Fresamento pesado
- Fresamento lateral com alto avanço
- Fresamento de várias operações estáveis
- Grande remoção de cavacos
- Fresamento de peças duras
- Fresamento de compósitos
- Acabamento
- Microfresamento
- Fresas de facear com alto avanço
- Fresamento de perfis
- Desbaste com quebra-cavacos
- Tornofresamento
- Fresamento de roscas



Área de aplicação ISO:



Para componentes que exigem a mais alta qualidade e aplicações difíceis, você precisa das melhores ferramentas. Quando tolerâncias estreitas e usinagem eficiente forem cruciais, uma fresa de topo inteira é a sua escolha.

www.sandvik.coromant.com/coromillplura

Gama de produtos

- Combinação perfeita de classe específica de alta qualidade e geometria sofisticada para aplicações e materiais específicos
- Opções cilíndricas, Weldon e hastes
- Ferramentas ball nose reta, esférica e cônica
- Ferramentas de desbaste com e sem geometria quebra-cavacos
- Com ou sem pescoço, hastes pequenas disponíveis
- Ferramentas disponíveis com refrigeração interna
- Pode ser recondicionada até três vezes conforme especificações originais



E14

Fresa de topo CoroMill® Plura inteiriça de metal duro para fresamento pesado

Quando usar

Primeira escolha para operações de desbaste em aços e aços inoxidáveis com a maior produtividade
Capacidade de canais em cheio 2×D e excelente capacidade para usinagem em rampa

Material ISO	P	K	M	S
Classe	1730		1740	
Haste	Cilíndrica		Weldon	

Gama de produtos

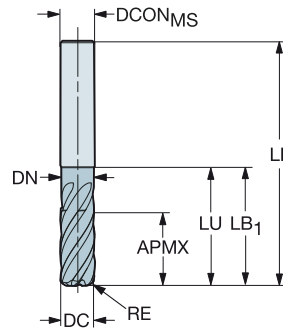
Para aços e aços inoxidáveis



Fresa de topo CoroMill® Plura inteiraça de metal duro para fresamento pesado

Para aços

FHA 38°
 BSG COROMANT
 TCDC h10
 TCDCON h6

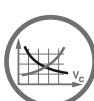


Versão métrica

DC	CZC _{MS}	APMX	RE	LU	ZEFP	Código para pedido	Dimensões, mm					
							1730	1730	DCON _{MS}	LF	DN	LB ₁
6.0	6	13.0	0.50	20.0	5	2F342-0600-050-PC	★	☆	6.0	57.0	5.7	20.0
	6	13.0	1.00	20.0	5	2F342-0600-100-PC	★	☆	6.0	57.0	5.7	20.0
8.0	8	18.0	0.50	25.0	5	2F342-0800-050-PC	★	☆	8.0	63.0	7.6	25.0
	8	18.0	1.00	25.0	5	2F342-0800-100-PC	★	☆	8.0	63.0	7.6	25.0
	8	18.0	2.00	25.0	5	2F342-0800-200-PC	★	☆	8.0	63.0	7.6	25.0
10.0	10	22.0	0.50	30.0	5	2F342-1000-050-PC	★	☆	10.0	72.0	9.5	30.0
	10	22.0	1.00	30.0	5	2F342-1000-100-PC	★	☆	10.0	72.0	9.5	30.0
	10	22.0	2.00	30.0	5	2F342-1000-200-PC	★	☆	10.0	72.0	9.5	30.0
12.0	12	26.0	0.50	36.0	5	2F342-1200-050-PC	★	☆	12.0	83.0	11.4	36.0
	12	26.0	1.00	36.0	5	2F342-1200-100-PC	★	☆	12.0	83.0	11.4	36.0
	12	26.0	2.00	36.0	5	2F342-1200-200-PC	★	☆	12.0	83.0	11.4	36.0
16.0	16	34.0	0.50	42.0	5	2F342-1600-050-PC	★	☆	16.0	92.0	15.2	42.0
	16	34.0	1.00	42.0	5	2F342-1600-100-PC	★	☆	16.0	92.0	15.2	42.0
	16	34.0	2.00	42.0	5	2F342-1600-200-PC	★	☆	16.0	92.0	15.2	42.0
20.0	20	42.0	1.00	52.0	5	2F342-2000-100-PC	★	☆	20.0	104.0	19.0	52.0
	20	42.0	2.00	52.0	5	2F342-2000-200-PC	★	☆	20.0	104.0	19.0	52.0

Versão em polegadas

DC	CZC _{MS}	APMX	RE	LU	ZEFP	Código para pedido	Dimensões, polegadas					
							1730	1730	DCON _{MS}	LF	DN	LB ₁
.250	1/4	.626	.015	.937	5	2F342-0635-038-PC	★	☆	.250	2.500	.237	.937
	1/4	.626	.030	.937	5	2F342-0635-076-PC	★	☆	.250	2.500	.237	.937
.313	5/16	.752	.015	1.063	5	2F342-0794-038-PC	★	☆	.313	2.500	.297	1.063
	5/16	.752	.030	1.063	5	2F342-0794-076-PC	★	☆	.313	2.500	.297	1.063
.375	3/8	.878	.015	1.250	5	2F342-0953-038-PC	★	☆	.375	3.000	.356	1.250
	3/8	.878	.030	1.250	5	2F342-0953-076-PC	★	☆	.375	3.000	.356	1.250
.438	7/16	1.000	.015	1.438	5	2F342-1111-038-PC	★	☆	.438	3.500	.416	1.438
	7/16	1.000	.030	1.437	5	2F342-1111-076-PC	★	☆	.438	3.500	.416	1.438
.500	1/2	1.126	.015	1.438	5	2F342-1270-038-PC	★	☆	.500	3.500	.475	1.438
	1/2	1.126	.030	1.438	5	2F342-1270-076-PC	★	☆	.500	3.500	.475	1.438
	1/2	1.126	.060	1.438	5	2F342-1270-152-PC	★	☆	.500	3.500	.475	1.438
.625	5/8	1.315	.030	1.625	5	2F342-1588-076-PC	★	☆	.625	3.500	.594	1.626
	5/8	1.315	.060	1.625	5	2F342-1588-152-PC	★	☆	.625	3.500	.594	1.626
.750	3/4	1.626	.030	1.937	5	2F342-1905-076-PC	★	☆	.750	4.000	.713	1.937
	3/4	1.626	.060	1.937	5	2F342-1905-152-PC	★	☆	.750	4.000	.713	1.937



A179



A194



E9



E22

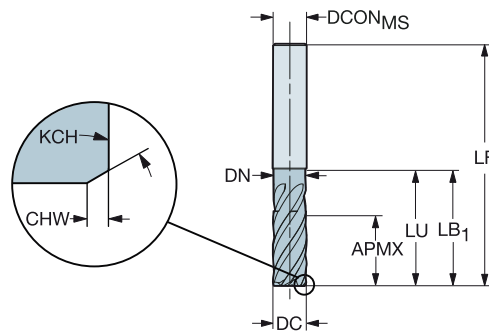


E14

Fresa de topo CoroMill® Plura inteiraça de metal duro para fresamento pesado

Para aços

FHA 38°
 BSG COROMANT
 TCDC h10
 TCDCON h6

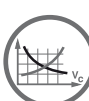


Versão métrica

							P K		Dimensões, mm				
DC	CZC _{MS}	APMX	CHW	KCH	LU	ZEFP	Código para pedido	1730	1730	DCON _{MS}	LF	DN	LB ₁
6.0	6	13.0	0.10	45°	20.0	5	2N342-0600-PC	★	☆	6.0	57.0	5.7	20.0
8.0	8	18.0	0.15	45°	25.0	5	2N342-0800-PC	★	☆	8.0	63.0	7.6	25.0
10.0	10	22.0	0.15	45°	30.0	5	2N342-1000-PC	★	☆	10.0	72.0	9.5	30.0
12.0	12	26.0	0.15	45°	36.0	5	2N342-1200-PC	★	☆	12.0	83.0	11.4	36.0
14.0	14	30.0	0.15	45°	38.0	5	2N342-1400-PC	★	☆	14.0	83.0	13.3	38.0
16.0	16	34.0	0.25	45°	42.0	5	2N342-1600-PC	★	☆	16.0	92.0	15.2	42.0
20.0	20	42.0	0.25	45°	52.0	5	2N342-2000-PC	★	☆	20.0	104.0	19.0	52.0
25.0	25	52.0	0.25	45°	63.0	5	2N342-2500-PC	★	☆	25.0	121.0	24.0	63.0

Versão em polegadas

							P K		Dimensões, polegadas				
DC	CZC _{MS}	APMX	CHW	KCH	LU	ZEFP	Código para pedido	1730	1730	DCON _{MS}	LF	DN	LB ₁
6.4	1/4	15.9	0.10	45°	23.8	5	2N342-0635-PC	★	☆	6.4	63.5	6.0	23.8
7.9	5/16	19.1	0.10	45°	27.0	5	2N342-0794-PC	★	☆	7.9	63.5	7.6	27.0
9.5	3/8	22.3	0.15	45°	31.8	5	2N342-0953-PC	★	☆	9.5	76.2	9.0	31.8
12.7	1/2	28.6	0.15	45°	36.5	5	2N342-1270-PC	★	☆	12.7	88.9	12.1	36.5
15.9	5/8	33.4	0.25	45°	41.3	5	2N342-1588-PC	★	☆	15.9	88.9	15.1	41.3
19.1	3/4	41.3	0.25	45°	49.2	5	2N342-1905-PC	★	☆	19.1	101.6	18.1	49.2



A179



A194



E9



E22



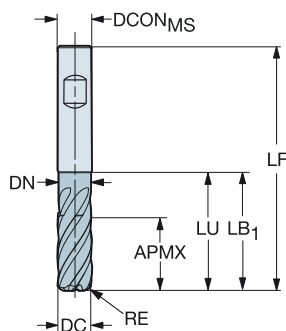
E14



Fresa de topo CoroMill® Plura inteiraça de metal duro para fresamento pesado

Para aços

FHA 38°
BSG COROMANT
TCDC h10
TCDCON h6



B

Versão métrica

DC	CZC _{MS}	APMX	RE	LU	ZEFP	Código para pedido	P		K		Dimensões, mm					
							1730	1730	DCON _{MS}	LF	DN	LB ₁				
10.0	10	22.0	0.50	30.0	5	2F342-1000-050-PD	★	☆	10.0	72.0	9.5	30.0				
	10	22.0	1.00	30.0	5	2F342-1000-100-PD	★	☆	10.0	72.0	9.5	30.0				
	10	22.0	2.00	30.0	5	2F342-1000-200-PD	★	☆	10.0	72.0	9.5	30.0				
12.0	12	26.0	0.50	36.0	5	2F342-1200-050-PD	★	☆	12.0	83.0	11.4	36.0				
	12	26.0	1.00	36.0	5	2F342-1200-100-PD	★	☆	12.0	83.0	11.4	36.0				
	12	26.0	2.00	36.0	5	2F342-1200-200-PD	★	☆	12.0	83.0	11.4	36.0				
16.0	16	34.0	0.50	42.0	5	2F342-1600-050-PD	★	☆	16.0	92.0	15.2	42.0				
	16	34.0	1.00	42.0	5	2F342-1600-100-PD	★	☆	16.0	92.0	15.2	42.0				
	16	34.0	2.00	42.0	5	2F342-1600-200-PD	★	☆	16.0	92.0	15.2	42.0				
20.0	20	42.0	1.00	52.0	5	2F342-2000-100-PD	★	☆	20.0	104.0	19.0	52.0				
	20	42.0	2.00	52.0	5	2F342-2000-200-PD	★	☆	20.0	104.0	19.0	52.0				

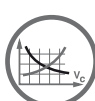
C

Versão em polegadas

DC	CZC _{MS}	APMX	RE	LU	ZEFP	Código para pedido	P		K		Dimensões, polegadas					
							1730	1730	DCON _{MS}	LF	DN	LB ₁				
.625	5/8	1.315	.030	1.625	5	2F342-1588-076-PD	★	☆	.625	3.500	.594	1.626				
	5/8	1.315	.060	1.625	5	2F342-1588-152-PD	★	☆	.625	3.500	.594	1.626				
.750	3/4	1.626	.030	1.937	5	2F342-1905-076-PD	★	☆	.750	4.000	.713	1.937				
	3/4	1.626	.060	1.937	5	2F342-1905-152-PD	★	☆	.750	4.000	.713	1.937				

D

E



A179



A194



E9



E22

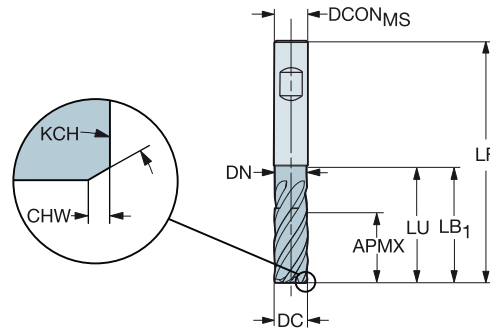


E14

Fresa de topo CoroMill® Plura inteiraça de metal duro para fresamento pesado

Para aços

FHA 38°
 BSG COROMANT
 TCDC h10
 TCDCON h6

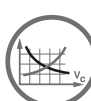


Versão métrica

							P	K	Dimensões, mm				
DC	CZC _{MS}	APMX	CHW	KCH	LU	ZEFP	Código para pedido	1730	1730	DCON _{MS}	LF	DN	LB ₁
10.0	10	22.0	0.15	45°	30.0	5	2N342-1000-PD	★	☆	10.0	72.0	9.5	30.0
12.0	12	26.0	0.15	45°	36.0	5	2N342-1200-PD	★	☆	12.0	83.0	11.4	36.0
16.0	16	34.0	0.25	45°	42.0	5	2N342-1600-PD	★	☆	16.0	92.0	15.2	42.0
20.0	20	42.0	0.25	45°	52.0	5	2N342-2000-PD	★	☆	20.0	104.0	19.0	52.0
25.0	25	52.0	0.25	45°	63.0	5	2N342-2500-PD	★	☆	25.0	121.0	24.0	63.0

Versão em polegadas

							P	K	Dimensões, polegadas				
DC	CZC _{MS}	APMX	CHW	KCH	LU	ZEFP	Código para pedido	1730	1730	DCON _{MS}	LF	DN	LB ₁
.625	5/8	1.315	.010	45°	1.625	5	2N342-1588-PD	★	☆	.625	3.500	.594	1.625
.750	3/4	1.626	.010	45°	1.937	5	2N342-1905-PD	★	☆	.750	4.000	.713	1.937



A179



A194



E9



E22



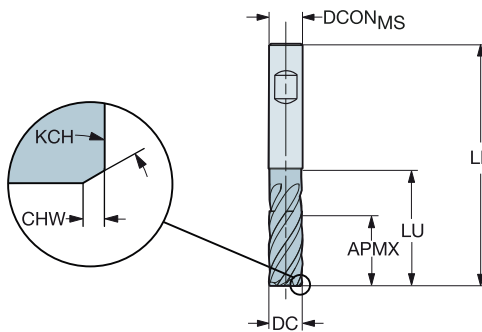
E14



Fresa de topo CoroMill® Plura inteiraça de metal duro para fresamento pesado

Para aços

FHA 42°
 BSG COROMANT
 TCDC h10
 TCDCON h6



Versão métrica

							P	K	Dimensões, mm		
DC	CZC _{MS}	APMX	CHW	KCH	LU	ZEPF	Código para pedido	1730	1730	DCON _{MS}	LF
10.0	10	22.0	0.15	45°	22.0	4	2P342-1000-PB	★	☆	10.0	72.0
12.0	12	26.0	0.15	45°	26.0	4	2P342-1200-PB	★	☆	12.0	83.0
16.0	16	34.0	0.25	45°	34.0	4	2P342-1600-PB	★	☆	16.0	97.0
20.0	20	42.0	0.25	45°	42.0	4	2P342-2000-PB	★	☆	20.0	109.6
25.0	25	52.0	0.25	45°	52.0	4	2P342-2500-PB	★	☆	25.0	129.5

Versão em polegadas

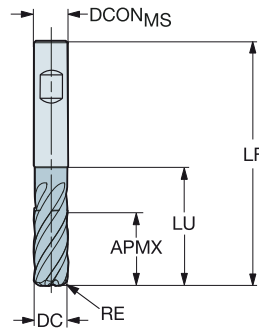
							P	K	Dimensões, polegadas		
DC	CZC _{MS}	APMX	CHW	KCH	LU	ZEPF	Código para pedido	1730	1730	DCON _{MS}	LF
.625	5/8	1.313	.010	45°	1.313	4	2P342-1588-PB	★	☆	.625	3.500
.750	3/4	1.625	.010	45°	1.625	4	2P342-1905-PB	★	☆	.750	4.315



Fresa de topo CoroMill® Plura inteiraça de metal duro para fresamento pesado

Para aços

FHA 42°
 BSG COROMANT
 TCDC h10
 TCDCON h6

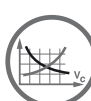


Versão métrica

						p		K		Dimensões, mm	
DC	CZC _{MS}	APMX	RE	LU	ZEPF	Código para pedido	1730	1730	DCON _{MS}	LF	
10.0	10	22.0	0.50	22.0	4	2S342-1000-050-PB	★	☆	10.0	72.0	
	10	22.0	1.00	22.0	4	2S342-1000-100-PB	★	☆	10.0	72.0	
	10	22.0	2.00	22.0	4	2S342-1000-200-PB	★	☆	10.0	72.0	
12.0	12	26.0	0.50	26.0	4	2S342-1200-050-PB	★	☆	12.0	83.0	
	12	26.0	1.00	26.0	4	2S342-1200-100-PB	★	☆	12.0	83.0	
	12	26.0	2.00	26.0	4	2S342-1200-200-PB	★	☆	12.0	83.0	
16.0	16	34.0	0.50	34.0	4	2S342-1600-050-PB	★	☆	16.0	97.0	
	16	34.0	1.00	34.0	4	2S342-1600-100-PB	★	☆	16.0	97.0	
	16	34.0	2.00	34.0	4	2S342-1600-200-PB	★	☆	16.0	97.0	
20.0	20	42.0	1.00	42.0	4	2S342-2000-100-PB	★	☆	20.0	109.6	
	20	42.0	2.00	42.0	4	2S342-2000-200-PB	★	☆	20.0	109.6	

Versão em polegadas

						p		K		Dimensões, polegadas	
DC	CZC _{MS}	APMX	RE	LU	ZEPF	Código para pedido	1730	1730	DCON _{MS}	LF	
.625	5/8	1.313	.030	1.313	4	2S342-1588-076-PB	★	☆	.625	3.500	
	5/8	1.315	.060	1.315	4	2S342-1588-152-PB	★	☆	.625	3.500	
.750	3/4	1.625	.030	1.625	4	2S342-1905-076-PB	★	☆	.750	4.315	
	3/4	1.625	.060	1.625	4	2S342-1905-152-PB	★	☆	.750	4.315	



A179



A194



E9



E22



E14



A
B
C
D
E

FRESAMENTO Otimizado

Fresa de topo CoroMill® Plura inteiraça de metal duro para fresamento pesado

Para aços

2P342-PA (1)
COROMANT
h10
TCDC
TCDCON

2P342-PA (2)
COROMANT
h6
TCDC

Versão métrica

										P		K		Dimensões, mm				
DC	CZC _{MS}	APMX	CHW	KCH	LU	ZEFP	FHA	DSGN	Código para pedido	1730	1730	DCON _{MS}	LF	LB ₁	LB ₂	BHTA ₂		
2.0	6	5.0	0.05	45°	5.0	4	38°	1	2P342-0200-PA	★	☆	6.0	57.0	10.0	13.5	30°		
3.0	6	7.0	0.10	45°	7.0	4	38°	1	2P342-0300-PA	★	☆	6.0	57.0	13.0	15.6	30°		
4.0	6	9.0	0.10	45°	9.0	4	38°	1	2P342-0400-PA	★	☆	6.0	57.0	14.0	15.7	30°		
5.0	6	11.0	0.10	45°	11.0	4	38°	1	2P342-0500-PA	★	☆	6.0	57.0	16.0	16.9	30°		
6.0	6	13.0	0.10	45°	13.0	4	38°	2	2P342-0600-PA	★	☆	6.0	57.0					
8.0	8	18.0	0.15	45°	18.0	4	38°	2	2P342-0800-PA	★	☆	8.0	63.0					
10.0	10	22.0	0.15	45°	22.0	4	42°	2	2P342-1000-PA	★	☆	10.0	72.0					
12.0	12	26.0	0.15	45°	26.0	4	42°	2	2P342-1200-PA	★	☆	12.0	83.0					
14.0	14	30.0	0.15	45°	30.0	4	42°	2	2P342-1400-PA	★	☆	14.0	83.0					
16.0	16	34.0	0.25	45°	34.0	4	42°	2	2P342-1600-PA	★	☆	16.0	92.0					
20.0	20	42.0	0.25	45°	42.0	4	42°	2	2P342-2000-PA	★	☆	20.0	104.0					
25.0	25	52.0	0.25	45°	52.0	4	42°	2	2P342-2500-PA	★	☆	25.0	121.0					

Versão em polegadas

										P		K		Dimensões, polegadas	
DC	CZC _{MS}	APMX	CHW	KCH	LU	ZEFP	FHA	DSGN	Código para pedido	1730	1730	DCON _{MS}	LF		
.125	1/8	.313	.004	45°	.313	4	38°	2	2P342-0318-PA	★	☆	.125	1.500		
.187	3/16	.438	.004	45°	.438	4	38°	2	2P342-0476-PA	★	☆	.188	2.000		
.250	1/4	.625	.004	45°	.625	4	38°	2	2P342-0635-PA	★	☆	.250	2.500		
.313	5/16	.750	.004	45°	.750	4	38°	2	2P342-0794-PA	★	☆	.313	2.500		
.375	3/8	.875	.006	45°	.875	4	42°	2	2P342-0953-PA	★	☆	.375	2.500		
.500	1/2	1.125	.006	45°	1.125	4	42°	2	2P342-1270-PA	★	☆	.500	3.000		
.625	5/8	1.313	.010	45°	1.313	4	42°	2	2P342-1588-PA	★	☆	.625	3.500		
.750	3/4	1.625	.010	45°	1.625	4	42°	2	2P342-1905-PA	★	☆	.750	4.000		

A 46

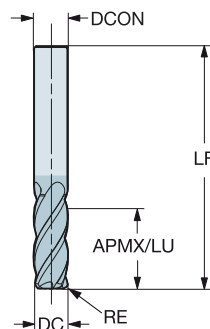
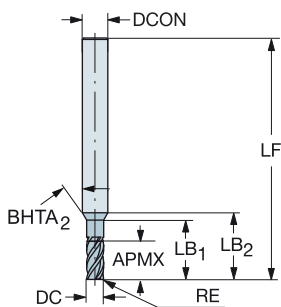

Fresa de topo CoroMill® Plura inteiraça de metal duro para fresamento pesado

Para aços

BSG
TCDC
TCDCON

2S342-PA (1)
COROMANT
h10
h6

2S342-PA (2)
COROMANT
h10
h6

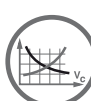


Versão métrica

										P		K		Dimensões, mm				
										1730	1730							
DC	CZC _{MS}	APMX	RE	LU	ZEFP	FHA	DSGN	Código para pedido			DCON _{MS}	LF	LB ₁	LB ₂	BHTA ₂			
3.0	6	7.0	0.20	7.0	4	38°	1	2S342-0300-020-PA	★	☆	6.0	57.0	13.0	15.6	30°			
	6	7.0	0.50	7.0	4	38°	1	2S342-0300-050-PA	★	☆	6.0	57.0	13.0	15.6	30°			
4.0	6	9.0	0.20	9.0	4	38°	1	2S342-0400-020-PA	★	☆	6.0	57.0	14.0	15.7	30°			
	6	9.0	0.50	9.0	4	38°	1	2S342-0400-050-PA	★	☆	6.0	57.0	14.0	15.7	30°			
5.0	6	11.0	0.50	11.0	4	38°	1	2S342-0500-050-PA	★	☆	6.0	57.0	16.0	16.9	30°			
	6	11.0	1.00	11.0	4	38°	1	2S342-0500-100-PA	★	☆	6.0	57.0	16.0	16.9	30°			
6.0	6	13.0	0.50	13.0	4	38°	2	2S342-0600-050-PA	★	☆	6.0	57.0						
	6	13.0	1.00	13.0	4	38°	2	2S342-0600-100-PA	★	☆	6.0	57.0						
8.0	8	18.0	0.50	18.0	4	38°	2	2S342-0800-050-PA	★	☆	8.0	63.0						
	8	18.0	1.00	18.0	4	38°	2	2S342-0800-100-PA	★	☆	8.0	63.0						
	8	18.0	2.00	18.0	4	38°	2	2S342-0800-200-PA	★	☆	8.0	63.0						
10.0	10	22.0	0.50	22.0	4	42°	2	2S342-1000-050-PA	★	☆	10.0	72.0						
	10	22.0	1.00	22.0	4	42°	2	2S342-1000-100-PA	★	☆	10.0	72.0						
	10	22.0	2.00	22.0	4	42°	2	2S342-1000-200-PA	★	☆	10.0	72.0						
12.0	12	26.0	0.50	26.0	4	42°	2	2S342-1200-050-PA	★	☆	12.0	83.0						
	12	26.0	1.00	26.0	4	42°	2	2S342-1200-100-PA	★	☆	12.0	83.0						
	12	26.0	2.00	26.0	4	42°	2	2S342-1200-200-PA	★	☆	12.0	83.0						
16.0	16	34.0	0.50	34.0	4	42°	2	2S342-1600-050-PA	★	☆	16.0	92.0						
	16	34.0	1.00	34.0	4	42°	2	2S342-1600-100-PA	★	☆	16.0	92.0						
	16	34.0	2.00	34.0	4	42°	2	2S342-1600-200-PA	★	☆	16.0	92.0						
20.0	20	42.0	1.00	42.0	4	42°	2	2S342-2000-100-PA	★	☆	20.0	104.0						
	20	42.0	2.00	42.0	4	42°	2	2S342-2000-200-PA	★	☆	20.0	104.0						

Versão em polegadas

										P		K		Dimensões, polegadas				
										1730	1730							
DC	CZC _{MS}	APMX	RE	LU	ZEFP	FHA	DSGN	Código para pedido			DCON _{MS}	LF						
.125	1/8	.313	.015	.313	4	38°	2	2S342-0318-038-PA	★	☆	.125	1.500						
.187	3/16	.438	.015	.438	4	38°	2	2S342-0476-038-PA	★	☆	.188	2.000						
.250	1/4	.625	.015	.625	4	38°	2	2S342-0635-038-PA	★	☆	.250	2.500						
	1/4	.625	.030	.625	4	38°	2	2S342-0635-076-PA	★	☆	.250	2.500						
.313	5/16	.750	.015	.750	4	38°	2	2S342-0794-038-PA	★	☆	.313	2.500						
	5/16	.750	.030	.750	4	38°	2	2S342-0794-076-PA	★	☆	.313	2.500						
.375	3/8	.875	.015	.875	4	42°	2	2S342-0953-038-PA	★	☆	.375	2.500						
	3/8	.875	.030	.875	4	42°	2	2S342-0953-076-PA	★	☆	.375	2.500						
.438	7/16	1.000	.015	1.000	4	42°	2	2S342-1111-038-PA	★	☆	.438	2.750						
	7/16	1.000	.030	1.000	4	42°	2	2S342-1111-076-PA	★	☆	.438	2.750						
.500	1/2	1.125	.015	1.125	4	42°	2	2S342-1270-038-PA	★	☆	.500	3.000						
	1/2	1.125	.030	1.125	4	42°	2	2S342-1270-076-PA	★	☆	.500	3.000						
	1/2	1.125	.060	1.125	4	42°	2	2S342-1270-152-PA	★	☆	.500	3.000						
.625	5/8	1.313	.030	1.313	4	42°	2	2S342-1588-076-PA	★	☆	.625	3.500						
	5/8	1.315	.060	1.315	4	42°	2	2S342-1588-152-PA	★	☆	.625	3.500						
.750	3/4	1.625	.030	1.625	4	42°	2	2S342-1905-076-PA	★	☆	.750	4.000						
	3/4	1.625	.060	1.625	4	42°	2	2S342-1905-152-PA	★	☆	.750	4.000						



A179



A194



E9



E22



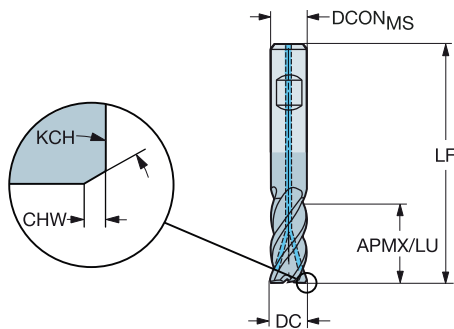
E14



Fresa de topo CoroMill® Plura inteiraça de metal duro para fresamento pesado

Para aços inoxidáveis

FHA 38°
 BSG COROMANT
 TCDC h10
 TCDCON h6



B Versão métrica

									M	S	Dimensões, mm	
DC	CZC _{MS}	APMX	CHW	KCH	LU	CXSC	ZEFP	Código para pedido	1740	1740	DCON _{MS}	LF
10.0	10	22.0	0.15	45°	22.0	3	4	2P342-1000-CMB	★	☆	10.0	72.0
12.0	12	26.0	0.15	45°	26.0	3	4	2P342-1200-CMB	★	☆	12.0	83.0
16.0	16	34.0	0.25	45°	34.0	3	4	2P342-1600-CMB	★	☆	16.0	97.0
20.0	20	42.0	0.25	45°	42.0	3	4	2P342-2000-CMB	★	☆	20.0	109.6
25.0	25	52.0	0.25	45°	52.0	3	4	2P342-2500-CMB	★	☆	25.0	129.5

C

D

E

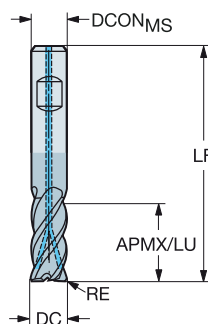


Fresa de topo CoroMill® Plura inteiraça de metal duro para fresamento pesado

Para aços inoxidáveis

BSG
TCDC
TCDCON

COROMANT
h10
h6

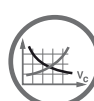


Versão métrica

DC	CZC _{MS}	APMX	RE	LU	CNSC	CXSC	ZEFP	FHA	Código para pedido	M S		Dimensões, mm	
										1740	1740	DCON _{MS}	LF
10.0	10	22.0	0.50	22.0	1	4	4	38°	2S342-1000-050CMB	★	☆	10.0	72.0
	10	22.0	1.00	22.0	1	4	4	38°	2S342-1000-100CMB	★	☆	10.0	72.0
	10	22.0	1.50	22.0	1	4	4	38°	2S342-1000-150CMB	★	☆	10.0	72.0
	10	22.0	2.00	22.0	1	4	4	38°	2S342-1000-200CMB	★	☆	10.0	72.0
	10	22.0	3.00	22.0	1	4	4	38°	2S342-1000-300CMB	★	☆	10.0	72.0
12.0	12	26.0	0.50	26.0	1	4	4	38°	2S342-1200-050CMB	★	☆	12.0	83.0
	12	26.0	1.00	26.0	1	4	4	38°	2S342-1200-100CMB	★	☆	12.0	83.0
	12	26.0	1.50	26.0	1	4	4	38°	2S342-1200-150CMB	★	☆	12.0	83.0
	12	26.0	2.00	26.0	1	4	4	38°	2S342-1200-200CMB	★	☆	12.0	83.0
	12	26.0	3.00	26.0	1	4	4	38°	2S342-1200-300CMB	★	☆	12.0	83.0
16.0	16	34.0	0.50	34.0	1	4	4	38°	2S342-1600-050CMB	★	☆	16.0	97.0
	16	34.0	1.00	34.0	1	4	4	38°	2S342-1600-100CMB	★	☆	16.0	97.0
	16	34.0	2.00	34.0	1	4	4	42°	2S342-1600-200CMB	★	☆	16.0	97.0
	16	34.0	3.00	34.0	1	4	4	38°	2S342-1600-300CMB	★	☆	16.0	97.0
	16	34.0	4.00	34.0	1	4	4	38°	2S342-1600-400CMB	★	☆	16.0	97.0
	16	34.0	5.00	34.0	1	4	4	38°	2S342-1600-500CMB	★	☆	16.0	97.0
20.0	20	42.0	1.00	42.0	1	4	4	38°	2S342-2000-100CMB	★	☆	20.0	109.6
	20	42.0	2.00	42.0	1	4	4	38°	2S342-2000-200CMB	★	☆	20.0	109.6
	20	42.0	3.00	42.0	1	4	4	38°	2S342-2000-300CMB	★	☆	20.0	109.6
	20	42.0	4.00	42.0	1	4	4	38°	2S342-2000-400CMB	★	☆	20.0	109.6
	20	42.0	5.00	42.0	1	4	4	38°	2S342-2000-500CMB	★	☆	20.0	109.6
	20	42.0	6.35	42.0	1	4	4	38°	2S342-2000-635CMB	★	☆	20.0	109.6

Versão em polegadas

DC	CZC _{MS}	APMX	RE	LU	CNSC	CXSC	ZEFP	FHA	Código para pedido	M S		Dimensões, polegadas	
										1740	1740	DCON _{MS}	LF
.625	5/8	1.313	.030	1.313	1	4	4	38°	2S342-1588-076CMB	★	☆	.625	3.780
	5/8	1.313	.060	1.313	1	4	4	38°	2S342-1588-152CMB	★	☆	.625	3.780
	5/8	1.313	.090	1.313	1	4	4	38°	2S342-1588-229CMB	★	☆	.625	3.780
	5/8	1.313	.120	1.313	1	4	4	38°	2S342-1588-305CMB	★	☆	.625	3.780
	5/8	1.313	.190	1.313	1	4	4	38°	2S342-1588-483CMB	★	☆	.625	3.780
.750	3/4	1.625	.030	1.625	1	4	4	38°	2S342-1905-076CMB	★	☆	.750	4.315
	3/4	1.625	.060	1.625	1	4	4	38°	2S342-1905-152CMB	★	☆	.750	4.315
	3/4	1.625	.090	1.625	1	4	4	38°	2S342-1905-229CMB	★	☆	.750	4.315
	3/4	1.625	.120	1.625	1	4	4	38°	2S342-1905-305CMB	★	☆	.750	4.315
	3/4	1.625	.190	1.625	1	4	4	38°	2S342-1905-483CMB	★	☆	.750	4.315
	3/4	1.625	.250	1.625	1	4	4	38°	2S342-1905-635CMB	★	☆	.750	4.315



A179



A194



E9



E22



E14



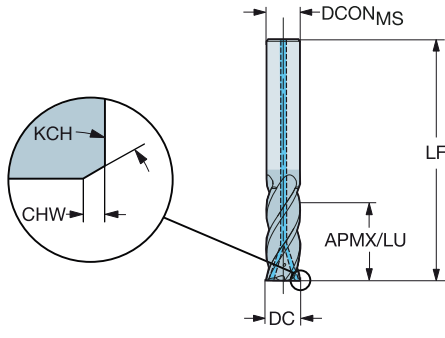

A
B
C
D
E

FRESAMENTO Otimizado

Fresa de topo CoroMill® Plura inteiraça de metal duro para fresamento pesado

Para aços inoxidáveis

FHA 38°
BSG COROMANT
TCDC h10
TCDCON h6

Versão métrica

										M	S	Dimensões, mm	
DC	CZC _{MS}	APMX	CHW	KCH	LU	CNSC	CXSC	ZEFP	Código para pedido	1740	1740	DCON _{MS}	LF
6.0	6	13.0	0.10	45°	13.0	1	3	4	2P342-0600-CMA	★	☆	6.0	57.0
8.0	8	18.0	0.15	45°	18.0	1	3	4	2P342-0800-CMA	★	☆	8.0	63.0
10.0	10	22.0	0.15	45°	22.0	1	3	4	2P342-1000-CMA	★	☆	10.0	72.0
12.0	12	26.0	0.15	45°	26.0	1	3	4	2P342-1200-CMA	★	☆	12.0	83.0
16.0	16	34.0	0.25	45°	34.0	1	3	4	2P342-1600-CMA	★	☆	16.0	92.0
20.0	20	42.0	0.25	45°	42.0	1	3	4	2P342-2000-CMA	★	☆	20.0	104.0
25.0	25	52.0	0.25	45°	52.0	1	3	4	2P342-2500-CMA	★	☆	25.0	121.0

Versão em polegadas

										M	S	Dimensões, polegadas	
DC	CZC _{MS}	APMX	CHW	KCH	LU	CNSC	CXSC	ZEFP	Código para pedido	1740	1740	DCON _{MS}	LF
.250	1/4	.625	.004	45°	.625	1	3	4	2P342-0635-CMA	★	☆	.250	2.500
.313	5/16	.750	.004	45°	.750	1	3	4	2P342-0794-CMA	★	☆	.313	2.500
.375	3/8	.875	.006	45°	.875	1	3	4	2P342-0953-CMA	★	☆	.375	2.500
.500	1/2	1.125	.006	45°	1.125	1	3	4	2P342-1270-CMA	★	☆	.500	3.000
.625	5/8	1.313	.010	45°	1.313	1	3	4	2P342-1588-CMA	★	☆	.625	3.500
.750	3/4	1.625	.010	45°	1.625	1	3	4	2P342-1905-CMA	★	☆	.750	4.000



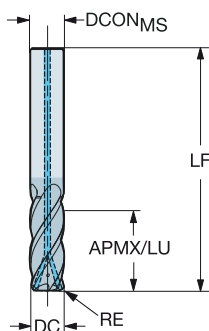
A 50



Fresa de topo CoroMill® Plura inteiraça de metal duro para fresamento pesado

Para aços inoxidáveis

FHA 38°
BSG COROMANT
TCDC h10
TCDCON h6



Versão métrica

DC	CZC _{MS}	APMX	RE	LU	CNSC	CXSC	ZEFP	Código para pedido	M S		Dimensões, mm	
									1740	1740	DCON _{MS}	LF
6.0	6	13.0	0.50	13.0	1	3	4	2S342-0600-050CMA	★	☆	6.0	57.0
	6	13.0	1.00	13.0	1	3	4	2S342-0600-100CMA	★	☆	6.0	57.0
8.0	8	18.0	0.50	18.0	1	3	4	2S342-0800-050CMA	★	☆	8.0	63.0
	8	18.0	1.00	18.0	1	3	4	2S342-0800-100CMA	★	☆	8.0	63.0
	8	18.0	1.50	18.0	1	3	4	2S342-0800-150CMA	★	☆	8.0	63.0
	8	18.0	2.00	18.0	1	3	4	2S342-0800-200CMA	★	☆	8.0	63.0
10.0	10	22.0	0.50	22.0	1	3	4	2S342-1000-050CMA	★	☆	10.0	72.0
	10	22.0	1.00	22.0	1	3	4	2S342-1000-100CMA	★	☆	10.0	72.0
	10	22.0	1.50	22.0	1	3	4	2S342-1000-150CMA	★	☆	10.0	72.0
	10	22.0	2.00	22.0	1	3	4	2S342-1000-200CMA	★	☆	10.0	72.0
	10	22.0	3.00	22.0	1	3	4	2S342-1000-300CMA	★	☆	10.0	72.0
12.0	12	26.0	0.50	26.0	1	3	4	2S342-1200-050CMA	★	☆	12.0	83.0
	12	26.0	1.00	26.0	1	3	4	2S342-1200-100CMA	★	☆	12.0	83.0
	12	26.0	1.50	26.0	1	3	4	2S342-1200-150CMA	★	☆	12.0	83.0
	12	26.0	2.00	26.0	1	3	4	2S342-1200-200CMA	★	☆	12.0	83.0
	12	26.0	3.00	26.0	1	3	4	2S342-1200-300CMA	★	☆	12.0	83.0
16.0	16	34.0	0.50	34.0	1	3	4	2S342-1600-050CMA	★	☆	16.0	92.0
	16	34.0	1.00	34.0	1	3	4	2S342-1600-100CMA	★	☆	16.0	92.0
	16	34.0	2.00	34.0	1	3	4	2S342-1600-200CMA	★	☆	16.0	92.0
	16	34.0	3.00	34.0	1	3	4	2S342-1600-300CMA	★	☆	16.0	92.0
	16	34.0	4.00	34.0	1	3	4	2S342-1600-400CMA	★	☆	16.0	92.0
	16	34.0	5.00	34.0	1	3	4	2S342-1600-500CMA	★	☆	16.0	92.0
20.0	20	42.0	1.00	42.0	1	3	4	2S342-2000-100CMA	★	☆	20.0	104.0
	20	42.0	2.00	42.0	1	3	4	2S342-2000-200CMA	★	☆	20.0	104.0
	20	42.0	3.00	42.0	1	3	4	2S342-2000-300CMA	★	☆	20.0	104.0
	20	42.0	4.00	42.0	1	3	4	2S342-2000-400CMA	★	☆	20.0	104.0
	20	42.0	5.00	42.0	1	3	4	2S342-2000-500CMA	★	☆	20.0	104.0
	20	42.0	6.35	42.0	1	3	4	2S342-2000-635CMA	★	☆	20.0	104.0

B

C

D

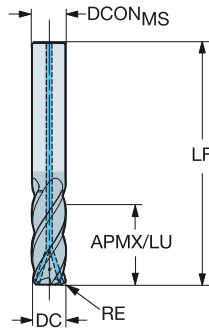
E



Fresa de topo CoroMill® Plura inteiraça de metal duro para fresamento pesado

Para aços inoxidáveis

FHA 38°
 BSG COROMANT
 TCDC h10
 TCDCON h6



Versão em polegadas

DC	CZC _{MS}	APMX	RE	LU	CNCS	CXSC	ZEFP	Código para pedido	M S		Dimensões, polegadas	
									1740	1740	DCON _{MS}	LF
.250	1/4	.625	.015	.625	1	3	4	2S342-0635-038CMA	★	☆	.250	2.500
	1/4	.625	.030	.625	1	3	4	2S342-0635-076CMA	★	☆	.250	2.500
.313	5/16	.750	.015	.750	1	3	4	2S342-0794-038CMA	★	☆	.313	2.500
.375	3/8	.875	.015	.875	1	3	4	2S342-0953-038CMA	★	☆	.375	2.500
	3/8	.875	.030	.875	1	3	4	2S342-0953-076CMA	★	☆	.375	2.500
	3/8	.875	.060	.875	1	3	4	2S342-0953-152CMA	★	☆	.375	2.500
.500	1/2	1.125	.015	1.125	1	3	4	2S342-1270-038CMA	★	☆	.500	3.000
	1/2	1.125	.030	1.125	1	3	4	2S342-1270-076CMA	★	☆	.500	3.000
	1/2	1.125	.060	1.125	1	3	4	2S342-1270-152CMA	★	☆	.500	3.000
	1/2	1.125	.090	1.125	1	3	4	2S342-1270-229CMA	★	☆	.500	3.000
	1/2	1.125	.120	1.125	1	3	4	2S342-1270-305CMA	★	☆	.500	3.000
.625	5/8	1.313	.030	1.313	1	3	4	2S342-1588-076CMA	★	☆	.625	3.500
	5/8	1.313	.060	1.313	1	3	4	2S342-1588-152CMA	★	☆	.625	3.500
	5/8	1.313	.090	1.313	1	3	4	2S342-1588-229CMA	★	☆	.625	3.500
	5/8	1.313	.120	1.313	1	3	4	2S342-1588-305CMA	★	☆	.625	3.500
.750	3/4	1.625	.030	1.625	1	3	4	2S342-1905-076CMA	★	☆	.750	4.000
	3/4	1.625	.060	1.625	1	3	4	2S342-1905-152CMA	★	☆	.750	4.000
	3/4	1.625	.090	1.625	1	3	4	2S342-1905-229CMA	★	☆	.750	4.000
	3/4	1.625	.120	1.625	1	3	4	2S342-1905-305CMA	★	☆	.750	4.000
	3/4	1.625	.190	1.625	1	3	4	2S342-1905-483CMA	★	☆	.750	4.000

C

D

E



Fresa de topo CoroMill® Plura inteira de metal duro para fresamento lateral com alto avanço

Quando usar

Excelente em desbaste quando for necessário bom acabamento superficial

Primeira escolha para CAM compatível com as estratégias de fresamento lateral com alto avanço

Material ISO	P	K	M	S
Classe	1630	1640	1740	1745 1710
Haste	Cilíndrica		Weldon	

Gama de produtos

Para aços e aços inoxidáveis

Ligas à base de titânio

Para ligas à base de níquel



A

FRESAMENTO

Otimizado

Fresa de topo CoroMill® Plura inteiriça de metal duro para fresamento lateral com alto avanço

Para aços com dureza ≤ 48 HRC

FHA
BSG
TCDC
TCDCON

2P340-PA
37°
DIN 6527 L
h10
h6

2P340-PB
37°
DIN 6527 L
h10
h6

Versão métrica

DC	CZC _{MS}	APMX	CHW	KCH	LU	ZEFP	Código para pedido	P		K		Dimensões, mm	
								1630	1630	1630	1630	DCON _{MS}	LF
2.0	6	7.0	0.15	45°	7.0	4	2P340-0200-PB	★	☆	6.0	57.0		
	6	7.0	0.15	45°	7.0	4	2P340-0200-PA	★	☆	6.0	57.0		
2.5	6	8.0	0.15	45°	8.0	4	2P340-0250-PB	★	☆	6.0	57.0		
	6	8.0	0.15	45°	8.0	4	2P340-0250-PA	★	☆	6.0	57.0		
3.0	6	8.0	0.15	45°	8.0	4	2P340-0300-PB	★	☆	6.0	57.0		
	6	8.0	0.15	45°	8.0	4	2P340-0300-PA	★	☆	6.0	57.0		
3.5	6	10.0	0.13	45°	10.0	4	2P340-0350-PB	★	☆	6.0	57.0		
	6	10.0	0.13	45°	10.0	4	2P340-0350-PA	★	☆	6.0	57.0		
4.0	6	11.0	0.13	45°	11.0	4	2P340-0400-PB	★	☆	6.0	57.0		
	6	11.0	0.13	45°	11.0	4	2P340-0400-PA	★	☆	6.0	57.0		
5.0	6	13.0	0.13	45°	13.0	4	2P340-0500-PB	★	☆	6.0	57.0		
	6	13.0	0.13	45°	13.0	4	2P340-0500-PA	★	☆	6.0	57.0		
6.0	6	13.0	0.15	45°	13.0	4	2P340-0600-PB	★	☆	6.0	57.0		
	6	13.0	0.15	45°	13.0	4	2P340-0600-PA	★	☆	6.0	57.0		
7.0	8	16.0	0.15	45°	16.0	4	2P340-0700-PB	★	☆	8.0	63.0		
	8	16.0	0.15	45°	16.0	4	2P340-0700-PA	★	☆	8.0	63.0		
8.0	8	19.0	0.15	45°	19.0	4	2P340-0800-PB	★	☆	8.0	63.0		
	8	19.0	0.15	45°	19.0	4	2P340-0800-PA	★	☆	8.0	63.0		
9.0	10	19.0	0.15	45°	19.0	4	2P340-0900-PA	★	☆	10.0	72.0		
10.0	10	22.0	0.15	45°	22.0	4	2P340-1000-PB	★	☆	10.0	72.0		
	10	22.0	0.15	45°	22.0	4	2P340-1000-PA	★	☆	10.0	72.0		
12.0	12	26.0	0.15	45°	26.0	4	2P340-1200-PB	★	☆	12.0	83.0		
	12	26.0	0.15	45°	26.0	4	2P340-1200-PA	★	☆	12.0	83.0		
14.0	14	26.0	0.20	45°	26.0	4	2P340-1400-PB	★	☆	14.0	83.0		
	14	26.0	0.20	45°	26.0	4	2P340-1400-PA	★	☆	14.0	83.0		
16.0	16	32.0	0.20	45°	32.0	4	2P340-1600-PB	★	☆	16.0	92.0		
	16	32.0	0.20	45°	32.0	4	2P340-1600-PA	★	☆	16.0	92.0		
18.0	18	32.0	0.20	45°	32.0	4	2P340-1800-PB	★	☆	18.0	92.0		
	18	32.0	0.20	45°	32.0	4	2P340-1800-PA	★	☆	18.0	92.0		
20.0	20	38.0	0.20	45°	38.0	4	2P340-2000-PB	★	☆	20.0	104.0		
	20	38.0	0.20	45°	38.0	4	2P340-2000-PA	★	☆	20.0	104.0		
25.0	25	45.0	0.20	45°	45.0	4	2P340-2500-PB	★	☆	25.0	121.0		
	25	45.0	0.20	45°	45.0	4	2P340-2500-PA	★	☆	25.0	121.0		

C

D

E

A181

A194

E9

E22

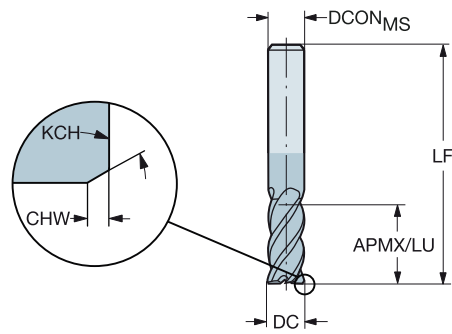
E14

A 54

Fresa de topo CoroMill® Plura inteiriça de metal duro para fresamento lateral com alto avanço

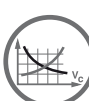
Para aços inoxidáveis e aços com dureza ≤ 48 HRC

FHA 37°
BSG COROMANT
TCDC h10
TCDCON h6



Versão métrica

DC	CZC _{MS}	APMX	CHW	KCH	LU	ZEFP	Código para pedido	Dimensões, mm					
								P	M	K	S		
6.0	6	22.0	0.15	45°	22.0	4	2P360-0600-PA	1630	1630	1630	1630	DCON _{MS}	LF
8.0	8	28.0	0.15	45°	28.0	4	2P360-0800-PA	★	★	☆	☆	8.0	80.0
10.0	10	32.0	0.15	45°	32.0	4	2P360-1000-PA	★	★	☆	☆	10.0	100.0
12.0	12	40.0	0.15	45°	40.0	4	2P360-1200-PA	★	★	☆	☆	12.0	100.0
14.0	14	50.0	0.20	45°	50.0	4	2P360-1400-PA	★	★	☆	☆	14.0	104.0
16.0	16	60.0	0.15	45°	60.0	4	2P360-1600-PA	★	★	☆	☆	16.0	124.0
20.0	20	70.0	0.20	45°	70.0	4	2P360-2000-PA	★	★	☆	☆	20.0	155.0



A181



A194



E9



E22



E14



A

FRESAMENTO

Otimizado

Fresa de topo CoroMill® Plura inteiriça de metal duro para fresamento lateral com alto avanço

Para aços inoxidáveis e aços com dureza ≤ 30 HRc

FHA 37°
TDCDC h10
TCDCON h6

B

Versão métrica

DC	CZC _{MS}	APMX	CHW	KCH	LU	ZEFP	Código para pedido	Dimensões, mm					
								P	M	K	S		
6.0	6	24.0	0.10	45°	24.0	4	2P370-0600-PB	1740	1740	1740	1740	DCON _{MS}	LF
8.0	8	32.0	0.10	45°	32.0	4	2P370-0800-PB	*	*	*	*	8.0	74.0
10.0	10	40.0	0.15	45°	40.0	4	2P370-1000-PB	*	*	*	*	10.0	87.0
12.0	12	48.0	0.15	45°	48.0	4	2P370-1200-PB	*	*	*	*	12.0	103.0
16.0	16	64.0	0.20	45°	64.0	4	2P370-1600-PB	*	*	*	*	16.0	124.0
20.0	20	80.0	0.25	45°	80.0	4	2P370-2000-PB	*	*	*	*	20.0	145.0
25.0	25	100.0	0.25	45°	100.0	4	2P370-2500-PB	*	*	*	*	25.0	178.0

C

Versão em polegadas

DC	CZC _{MS}	APMX	CHW	KCH	LU	ZEFP	Código para pedido	Dimensões, polegadas					
								P	M	K	S		
.250	1/4	1.000	.004	45°	1.000	4	2P370-0635-PB	1740	1740	1740	1740	DCON _{MS}	LF
.313	5/16	1.250	.004	45°	1.250	4	2P370-0794-PB	*	*	*	*	.250	2.688
.375	3/8	1.500	.006	45°	1.500	4	2P370-0953-PB	*	*	*	*	.313	2.938
.500	1/2	2.000	.006	45°	2.000	4	2P370-1270-PB	*	*	*	*	.375	3.375
.625	5/8	2.500	.008	45°	2.500	4	2P370-1588-PB	*	*	*	*	.500	4.188
.750	3/4	3.000	.010	45°	3.000	4	2P370-1905-PB	*	*	*	*	.625	4.875
1.000	1	4.000	.010	45°	4.000	4	2P370-2540-PB	*	*	*	*	.750	5.625
								*	*	*	*	1.000	7.125

D

A181

A194

E9

E22

E14

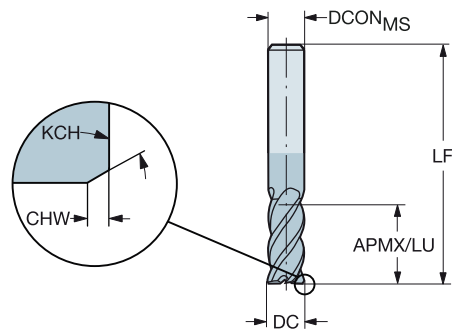
A 56

POR

Fresa de topo CoroMill® Plura inteiriça de metal duro para fresamento lateral com alto avanço

Para aços inoxidáveis

FHA 41°
BSG DIN 6527 L
TCDC h10
TCDCON h6



Versão métrica

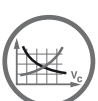
DC	CZC _{MS}	APMX	CHW	KCH	LU	ZEFP	Código para pedido	M S		Dimensões, mm	
								1640	1640	DCON _{MS}	LF
2.0	6	7.0	0.15	45°	7.0	4	2P341-0200-MA	★	☆	6.0	57.0
3.0	6	8.0	0.15	45°	8.0	4	2P341-0300-MA	★	☆	6.0	57.0
4.0	6	11.0	0.15	45°	11.0	4	2P341-0400-MA	★	☆	6.0	57.0
5.0	6	13.0	0.15	45°	13.0	4	2P341-0500-MA	★	☆	6.0	57.0
6.0	6	13.0	0.15	45°	13.0	4	2P341-0600-MA	★	☆	6.0	57.0
8.0	8	19.0	0.15	45°	19.0	4	2P341-0800-MA	★	☆	8.0	63.0
10.0	10	22.0	0.15	45°	22.0	4	2P341-1000-MA	★	☆	10.0	72.0
12.0	12	26.0	0.15	45°	26.0	4	2P341-1200-MA	★	☆	12.0	83.0
14.0	14	26.0	0.20	45°	26.0	4	2P341-1400-MA	★	☆	14.0	83.0
16.0	16	32.0	0.20	45°	32.0	4	2P341-1600-MA	★	☆	16.0	92.0
20.0	20	38.0	0.20	45°	38.0	4	2P341-2000-MA	★	☆	20.0	104.0
25.0	25	45.0	0.20	45°	45.0	4	2P341-2500-MA	★	☆	25.0	121.0

B

C

D

E



A181



A194



E9



E22

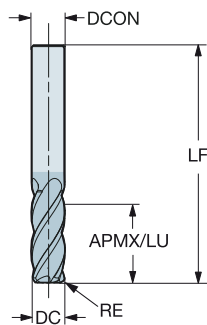


E14

Fresa de topo CoroMill® Plura inteiriça de metal duro para fresamento lateral com alto avanço

Para aços inoxidáveis

FHA 41°
 BSG DIN 6527 L
 TCDC h10
 TCDCON h6



Versão métrica

						M	S	Dimensões, mm	
DC	CZC _{MS}	APMX	RE	LU	ZEPF	Código para pedido		DCON _{MS}	LF
4.0	6	11.0	0.50	11.0	4	2S340-0400-050-MA	★ ☆	6.0	57.0
	6	11.0	1.00	11.0	4	2S340-0400-100-MA	★ ☆	6.0	57.0
5.0	6	13.0	0.50	13.0	4	2S340-0500-050-MA	★ ☆	6.0	57.0
	6	13.0	1.00	13.0	4	2S340-0500-100-MA	★ ☆	6.0	57.0
6.0	6	13.0	0.50	13.0	4	2S340-0600-050-MA	★ ☆	6.0	57.0
	6	13.0	1.00	13.0	4	2S340-0600-100-MA	★ ☆	6.0	57.0
8.0	8	19.0	0.50	19.0	4	2S340-0800-050-MA	★ ☆	8.0	63.0
	8	19.0	1.00	19.0	4	2S340-0800-100-MA	★ ☆	8.0	63.0
	8	19.0	1.50	19.0	4	2S340-0800-150-MA	★ ☆	8.0	63.0
	8	19.0	2.00	19.0	4	2S340-0800-200-MA	★ ☆	8.0	63.0
10.0	10	22.0	0.50	22.0	4	2S340-1000-050-MA	★ ☆	10.0	72.0
	10	22.0	1.00	22.0	4	2S340-1000-100-MA	★ ☆	10.0	72.0
	10	22.0	1.50	22.0	4	2S340-1000-150-MA	★ ☆	10.0	72.0
	10	22.0	2.00	22.0	4	2S340-1000-200-MA	★ ☆	10.0	72.0
12.0	12	26.0	1.00	26.0	4	2S340-1200-100-MA	★ ☆	12.0	83.0
	12	26.0	1.50	26.0	4	2S340-1200-150-MA	★ ☆	12.0	83.0
	12	26.0	2.00	26.0	4	2S340-1200-200-MA	★ ☆	12.0	83.0
	12	26.0	3.00	26.0	4	2S340-1200-300-MA	★ ☆	12.0	83.0
16.0	16	32.0	1.50	32.0	4	2S340-1600-150-MA	★ ☆	16.0	92.0
	16	32.0	2.00	32.0	4	2S340-1600-200-MA	★ ☆	16.0	92.0
	16	32.0	3.00	32.0	4	2S340-1600-300-MA	★ ☆	16.0	92.0
	16	32.0	4.00	32.0	4	2S340-1600-400-MA	★ ☆	16.0	92.0
20.0	20	38.0	1.50	38.0	4	2S340-2000-150-MA	★ ☆	20.0	104.0
	20	38.0	2.00	38.0	4	2S340-2000-200-MA	★ ☆	20.0	104.0
	20	38.0	3.00	38.0	4	2S340-2000-300-MA	★ ☆	20.0	104.0
	20	38.0	4.00	38.0	4	2S340-2000-400-MA	★ ☆	20.0	104.0



A181



A194



E9



E22

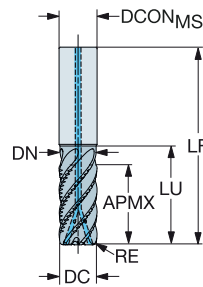


E14

Fresa de topo CoroMill® Plura inteiraça de metal duro para fresamento lateral com alto avanço

Ligas à base de titânio

FHA 42°
BSG COROMANT
TCDC h10
TCDCON h6



Versão métrica

									s	Dimensões, mm		
									17/45	DCON _{MS}	LF	DN
DC	CZC _{MS}	APMX	RE	LU	CNSC	CXSC	ZEFP	Código para pedido	★	10.0	72.0	9.5
									★	10.0	72.0	9.5
12.0	12	26.0	1.00	36.0	1	3	6	2F340-1200-100CSC	★	12.0	83.0	11.4
									★	12.0	83.0	11.4
16.0	16	34.0	2.00	42.0	1	3	6	2F340-1600-200CSC	★	16.0	92.0	15.2
									★	16.0	92.0	15.2
20.0	20	42.0	3.00	52.0	1	3	6	2F340-2000-300CSC	★	20.0	104.0	19.0
25.0	25	52.0	4.00	63.0	1	3	6	2F340-2500-400CSC	★	25.0	121.0	23.8
32.0	32	66.0	4.00	82.0	1	3	6	2F340-3200-400CSC	★	32.0	150.0	30.4

Versão em polegadas

									s	Dimensões, polegadas		
									17/45	DCON _{MS}	LF	DN
.375	3/8	.781	.030	1.156	1	3	6	2F340-0953-076CSC	★	.375	2.750	.356
									★	.375	2.750	.356
.500	1/2	1.125	.060	1.438	1	3	6	2F340-1270-152CSC	★	.500	3.500	.475
									★	.500	3.500	.475
.625	5/8	1.125	.060	1.563	1	3	6	2F340-1588-152CSC	★	.625	3.500	.594
									★	.625	3.500	.594
.750	3/4	1.625	.090	1.563	1	3	6	2F340-1905-228CSC	★	.750	4.000	.713
									★	.750	4.000	.713
1.000	1	2.125	.120	2.656	1	3	6	2F340-2540-304CSC	★	1.000	5.000	.951
1.250	1 1/4	2.625	.120	3.250	1	3	6	2F340-3175-304CSC	★	1.250	6.000	1.187



A181



A194



E9



E22



E28

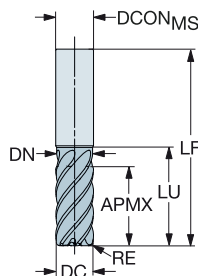


E14

Fresa de topo CoroMill® Plura inteiriça de metal duro para fresamento lateral com alto avanço

Ligas à base de titânio

FHA 42°
 BSG COROMANT
 TCDC h10
 TCDCON h6



B Versão métrica

							s	Dimensões, mm		
DC	CZC _{MS}	APMX	RE	LU	ZEPF	Código para pedido	1745	DCON _{MS}	LF	DN
4.0	6	9.0	0.50	14.5	4	2F340-0400-050-SC	★	6.0	57.0	3.8
5.0	6	11.0	0.50	16.5	4	2F340-0500-050-SC	★	6.0	57.0	4.8
6.0	6	13.0	0.50	20.0	5	2F340-0600-050-SC	★	6.0	57.0	5.7
	6	13.0	1.00	20.0	5	2F340-0600-100-SC	★	6.0	57.0	5.7
8.0	8	18.0	0.50	25.0	5	2F340-0800-050-SC	★	8.0	63.0	7.6
	8	18.0	1.00	25.0	5	2F340-0800-100-SC	★	8.0	63.0	7.6
10.0	10	22.0	0.50	30.0	6	2F340-1000-050-SC	★	10.0	72.0	9.5
	10	22.0	1.00	30.0	6	2F340-1000-100-SC	★	10.0	72.0	9.5
	10	22.0	2.00	30.0	6	2F340-1000-200-SC	★	10.0	72.0	9.5
12.0	12	26.0	1.00	36.0	6	2F340-1200-100-SC	★	12.0	83.0	11.4
	12	26.0	2.00	36.0	6	2F340-1200-200-SC	★	12.0	83.0	11.4
	12	26.0	2.50	36.0	6	2F340-1200-250-SC	★	12.0	83.0	11.4
	12	26.0	3.00	36.0	6	2F340-1200-300-SC	★	12.0	83.0	11.4
16.0	16	34.0	2.00	42.0	6	2F340-1600-200-SC	★	16.0	92.0	15.2
	16	34.0	2.50	42.0	6	2F340-1600-250-SC	★	16.0	92.0	15.2
	16	34.0	3.00	42.0	6	2F340-1600-300-SC	★	16.0	92.0	15.2
	16	34.0	4.00	42.0	6	2F340-1600-400-SC	★	16.0	92.0	15.2
20.0	20	42.0	3.00	52.0	6	2F340-2000-300-SC	★	20.0	104.0	19.0
	20	42.0	4.00	52.0	6	2F340-2000-400-SC	★	20.0	104.0	19.0
	20	42.0	6.35	52.0	6	2F340-2000-635-SC	★	20.0	104.0	19.0
25.0	25	52.0	3.00	63.0	6	2F340-2500-300-SC	★	25.0	121.0	23.8
	25	52.0	4.00	63.0	6	2F340-2500-400-SC	★	25.0	121.0	23.8
	25	52.0	6.35	63.0	6	2F340-2500-635-SC	★	25.0	121.0	23.8
32.0	32	66.0	4.00	82.0	6	2F340-3200-400-SC	★	32.0	150.0	30.4

C

D

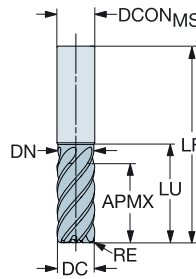
E



Fresa de topo CoroMill® Plura inteiraça de metal duro para fresamento lateral com alto avanço

Ligas à base de titânio

FHA 42°
 BSG COROMANT
 TCDC h10
 TCDCON h6



Versão em polegadas

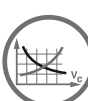
							s	Dimensões, polegadas		
DC	CZC _{MS}	APMX	RE	LU	ZEFP	Código para pedido	1745	DCON _{MS}	LF	DN
.188	3/16	.438	.030	.625	4	2F340-0476-076-SC	★	.188	2.000	.178
.250	1/4	.625	.030	.875	5	2F340-0635-076-SC	★	.250	2.500	.237
	1/4	.625	.060	.875	5	2F340-0635-152-SC	★	.250	2.500	.237
.375	3/8	.781	.030	1.156	6	2F340-0953-076-SC	★	.375	2.750	.356
	3/8	.781	.060	1.156	6	2F340-0953-152-SC	★	.375	2.750	.356
	3/8	.781	.090	1.156	6	2F340-0953-228-SC	★	.375	2.750	.356
.500	1/2	1.125	.030	1.438	6	2F340-1270-076-SC	★	.500	3.500	.475
	1/2	1.125	.060	1.438	6	2F340-1270-152-SC	★	.500	3.500	.475
	1/2	1.125	.090	1.438	6	2F340-1270-228-SC	★	.500	3.500	.475
	1/2	1.125	.120	1.438	6	2F340-1270-304-SC	★	.500	3.500	.475
.625	5/8	1.313	.030	1.563	6	2F340-1588-076-SC	★	.625	3.500	.594
	5/8	1.313	.060	1.563	6	2F340-1588-152-SC	★	.625	3.500	.594
	5/8	1.313	.090	1.563	6	2F340-1588-228-SC	★	.625	3.500	.594
	5/8	1.313	.120	1.563	6	2F340-1588-304-SC	★	.625	3.500	.594
.750	3/4	1.625	.030	1.937	6	2F340-1905-076-SC	★	.750	4.000	.713
	3/4	1.625	.060	1.937	6	2F340-1905-152-SC	★	.750	4.000	.713
	3/4	1.625	.090	1.937	6	2F340-1905-228-SC	★	.750	4.000	.713
	3/4	1.625	.120	1.937	6	2F340-1905-304-SC	★	.750	4.000	.713
1.000	1	2.125	.030	2.656	6	2F340-2540-076-SC	★	1.000	5.000	.951
	1	2.125	.060	2.656	6	2F340-2540-152-SC	★	1.000	5.000	.951
	1	2.125	.090	2.656	6	2F340-2540-228-SC	★	1.000	5.000	.951
	1	2.125	.120	2.656	6	2F340-2540-304-SC	★	1.000	5.000	.951
1.250	1 1/4	2.625	.030	3.250	6	2F340-3175-076-SC	★	1.250	6.000	1.187
	1 1/4	2.625	.060	3.250	6	2F340-3175-152-SC	★	1.250	6.000	1.187
	1 1/4	2.625	.090	3.250	6	2F340-3175-228-SC	★	1.250	6.000	1.187
	1 1/4	2.625	.120	3.250	6	2F340-3175-304-SC	★	1.250	6.000	1.187

B

C

D

E



A181



A194



E9



E22



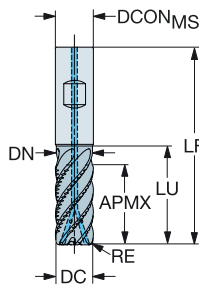
E14



Fresa de topo CoroMill® Plura inteira de metal duro para fresamento lateral com alto avanço

Ligas à base de titânio

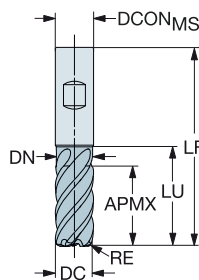
FHA 42°
 BSG COROMANT
 TCDC h10
 TCDCON h6



Versão métrica

									s	Dimensões, mm		
DC	CZC _{MS}	APMX	RE	LU	CNSC	CXSC	ZEFP	Código para pedido	1745	DCON _{MS}	LF	DN
16.0	16	34.0	2.00	42.0	1	3	6	2F340-1600-200CSD	★	16.0	92.0	15.2
	16	34.0	3.00	42.0	1	3	6	2F340-1600-300CSD	★	16.0	92.0	15.2
20.0	20	42.0	3.00	52.0	1	3	6	2F340-2000-300CSD	★	20.0	104.0	19.0
25.0	25	52.0	4.00	63.0	1	3	6	2F340-2500-400CSD	★	25.0	121.0	23.8

FHA 42°
 BSG COROMANT
 TCDC h10
 TCDCON h6



Versão métrica

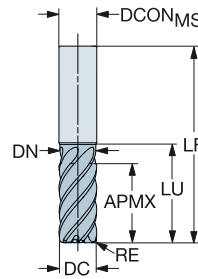
									s	Dimensões, mm		
DC	CZC _{MS}	APMX	RE	LU	ZEFP	Código para pedido		1745	DCON _{MS}	LF	DN	
16.0	16	34.0	2.00	42.0	6	2F340-1600-200-SD		★	16.0	92.0	15.2	
	16	34.0	3.00	42.0	6	2F340-1600-300-SD		★	16.0	92.0	15.2	
20.0	20	42.0	3.00	52.0	6	2F340-2000-300-SD		★	20.0	104.0	19.0	
	20	42.0	4.00	52.0	6	2F340-2000-400-SD		★	20.0	104.0	19.0	
25.0	25	52.0	4.00	63.0	6	2F340-2500-400-SD		★	25.0	121.0	23.8	



Fresa de topo CoroMill® Plura inteiraça de metal duro para fresamento lateral com alto avanço

Para ligas à base de níquel

FHA 42°
BSG COROMANT
TCDC h10
TCDCON h6



Versão métrica

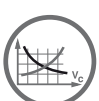
						s Dimensões, mm				
DC	CZC _{MS}	APMX	RE	LU	ZEP	Código para pedido	170	DCON _{MS}	LF	DN
4.0	6	9.0	0.50	14.5	4	2F341-0400-050-SC	★	6.0	57.0	3.8
5.0	6	11.0	0.50	16.5	4	2F341-0500-050-SC	★	6.0	57.0	4.8
6.0	6	13.0	0.50	20.0	5	2F341-0600-050-SC	★	6.0	57.0	5.7
	6	13.0	1.00	20.0	5	2F341-0600-100-SC	★	6.0	57.0	5.7
8.0	8	18.0	0.50	25.0	5	2F341-0800-050-SC	★	8.0	63.0	7.6
	8	18.0	1.00	25.0	5	2F341-0800-100-SC	★	8.0	63.0	7.6
10.0	10	22.0	0.50	30.0	5	2F341-1000-050-SC	★	10.0	72.0	9.5
	10	22.0	1.00	30.0	5	2F341-1000-100-SC	★	10.0	72.0	9.5
	10	22.0	2.00	30.0	5	2F341-1000-200-SC	★	10.0	72.0	9.5
12.0	12	26.0	1.00	36.0	5	2F341-1200-100-SC	★	12.0	83.0	11.4
	12	26.0	2.00	36.0	5	2F341-1200-200-SC	★	12.0	83.0	11.4
	12	26.0	2.50	36.0	5	2F341-1200-250-SC	★	12.0	83.0	11.4
	12	26.0	3.00	36.0	5	2F341-1200-300-SC	★	12.0	83.0	11.4
16.0	16	34.0	2.00	42.0	5	2F341-1600-200-SC	★	16.0	92.0	15.2
	16	34.0	2.50	42.0	5	2F341-1600-250-SC	★	16.0	92.0	15.2
	16	34.0	3.00	42.0	5	2F341-1600-300-SC	★	16.0	92.0	15.2
	16	34.0	4.00	42.0	5	2F341-1600-400-SC	★	16.0	92.0	15.2
20.0	20	42.0	3.00	52.0	5	2F341-2000-300-SC	★	20.0	104.0	19.0
	20	42.0	4.00	52.0	5	2F341-2000-400-SC	★	20.0	104.0	19.0
	20	42.0	6.35	52.0	5	2F341-2000-635-SC	★	20.0	104.0	19.0
25.0	25	52.0	4.00	63.0	5	2F341-2500-400-SC	★	25.0	121.0	23.8
	25	52.0	6.35	63.0	5	2F341-2500-635-SC	★	25.0	121.0	23.8

B

C

D

E



A181



A194



E9



E22



E14

A

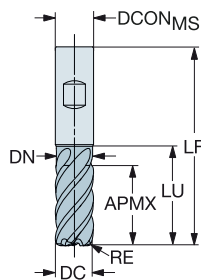
FRESAMENTO

Otimizado


Fresa de topo CoroMill® Plura inteiriça de metal duro para fresamento lateral com alto avanço

Para ligas à base de níquel

FHA 42°
 BSG COROMANT
 TCDC h10
 TCDCON h6



B



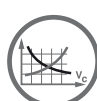
Versão métrica

							s	Dimensões, mm		
DC	CZC _{MS}	APMX	RE	LU	ZEPF	Código para pedido	1770	DCON _{MS}	LF	DN
16.0	16	34.0	3.00	42.0	5	2F341-1600-300-SD	★	16.0	92.0	15.2
	16	34.0	4.00	42.0	5	2F341-1600-400-SD	★	16.0	92.0	15.2
20.0	20	42.0	3.00	52.0	5	2F341-2000-300-SD	★	20.0	104.0	19.0
	20	42.0	4.00	52.0	5	2F341-2000-400-SD	★	20.0	104.0	19.0
25.0	25	52.0	4.00	63.0	5	2F341-2500-400-SD	★	25.0	121.0	23.8

C

D

E



A181



A194



E9



E22



E14

Fresa de topo CoroMill® Plura inteira de metal duro para faceamento com alto avanço

Quando usar

Faceamento em desbaste

Desbaste com alto avanço de perfis 3D

Material ISO	P	M	K	S	H
Classe	1610		1620		
Haste	Cilíndrica				

Gama de produtos

Para aços endurecidos com dureza $43 \leq \text{HRc} \leq 63$

Para aços inoxidáveis e aços com dureza $\leq 48 \text{ HRc}$



A

FRESAMENTO

Otimizado

Fresa de topo CoroMill® Plura inteiriça de metal duro para faceamento com alto avanço

Para aços e aços inoxidáveis endurecidos com dureza ≤ 63 HRc

FHA 50°
 BSG COROMANT
 TCDC h9
 TCDCON h8

B

Versão métrica

										P	H	Dimensões, mm			
DC	CZC _{MS}	APMX ₁	APMX ₂	RE ₁	RE ₂	LU	ZEP	Código para pedido		160	160	DCON _{MS}	DCF	LF	REEQ
4.0	6	11.0	0.1	0.5	4.0	15.0	4	R215.H4-04050BAC01H		☆	★	6.0	1.2	57.0	0.62
6.0	6	15.0	0.2	0.5	9.0	15.0	4	R215.H4-06050BAC02H		☆	★	6.0	1.4	57.0	0.69
8.0	8	20.0	0.2	1.0	12.0	20.0	4	R215.H4-08050CAC02H		☆	★	8.0	6.4	63.0	1.23
10.0	10	26.0	0.3	1.5	15.0	26.0	4	R215.H4-10050DAC03H		☆	★	10.0	1.6	72.0	1.77
12.0	12	30.0	0.4	1.5	18.0	30.0	4	R215.H4-12050DAC04H		☆	★	12.0	2.0	83.0	1.88
16.0	16	36.0	0.5	2.0	24.0	36.0	4	R215.H4-16050EAC05H		☆	★	16.0	3.0	92.0	2.46
20.0	20	45.0	0.6	2.0	30.0	45.0	4	R215.H4-20050EAC06H		☆	★	20.0	4.4	104.0	2.61

C

D

E

A183

A194

E9

E22

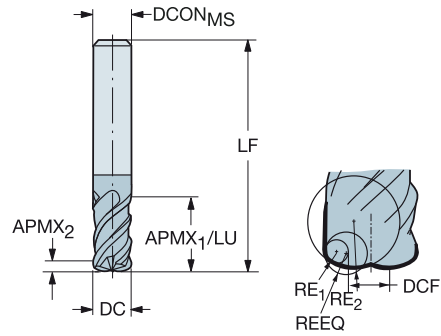
E14

A 66

Fresa de topo CoroMill® Plura inteiriça de metal duro para faceamento com alto avanço

Para aços inoxidáveis e aços com dureza ≤ 48 HRC

FHA 50°
 BSG COROMANT
 TCDC h9
 TCDCON h6



Versão métrica

DC	CZC _{MS}	APMX ₁	APMX ₂	RE ₁	RE ₂	LU	ZEFP	Código para pedido	Dimensões, mm							
									P	M	K	S				
6.0	6	15.0	0.2	0.5	3.0	15.0	4	R215.H4-06050BAK02P	★	★	☆	☆	DCON _{MS}	DCF	LF	REEQ
8.0	8	20.0	0.3	1.0	4.0	20.0	4	R215.H4-08050CAK02P	★	★	☆	☆	8.0	3.1	120.0	1.38
10.0	10	26.0	0.7	1.5	5.0	26.0	4	R215.H4-10050DAK03P	★	★	☆	☆	10.0	3.4	150.0	1.99
12.0	12	12.0	0.7	1.5	6.0	12.0	4	R215.H4-12050DAK08P	★	★	☆	☆	12.0	4.5	93.0	2.10
16.0	16	16.0	1.0	2.0	8.0	16.0	4	R215.H4-16050EAK10P	★	★	☆	☆	16.0	6.2	112.0	2.75
20.0	20	20.0	1.3	2.0	10.0	20.0	4	R215.H4-20050EAK13P	★	★	☆	☆	20.0	8.0	130.0	3.07



A

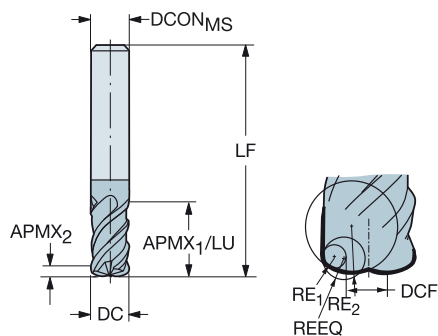
FRESAMENTO

Otimizado

Fresa de topo CoroMill® Plura inteiriça de metal duro para faceamento com alto avanço

Para aços inoxidáveis e aços com dureza ≤ 48 HRc

FHA 50°
BSG DIN 6527 L
TCDC h9
TCDCON h6



B

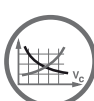
Versão métrica

DC	CZC _{MS}	APMX ₁	APMX ₂	RE ₁	RE ₂	LU	ZEPF	Código para pedido	Dimensões, mm							
									P	M	K	S				
4.0	6	11.0	0.2	0.5	2.0	11.0	4	R215.H4-04050BAC02P	★	★	☆	☆	6.0	1.6	57.0	0.67
6.0	6	15.0	0.3	0.5	3.0	15.0	4	R215.H4-06050BAC03P	★	★	☆	☆	6.0	2.8	57.0	0.75
8.0	8	20.0	0.5	1.0	4.0	20.0	4	R215.H4-08050CAC05P	★	★	☆	☆	8.0	3.1	63.0	1.38
10.0	10	26.0	0.7	1.5	5.0	26.0	4	R215.H4-10050DAC07P	★	★	☆	☆	10.0	3.4	72.0	1.99
12.0	12	30.0	0.8	1.5	6.0	30.0	4	R215.H4-12050DAC08P	★	★	☆	☆	12.0	4.5	83.0	2.10
16.0	16	36.0	1.0	2.0	8.0	36.0	4	R215.H4-16050EAC10P	★	★	☆	☆	16.0	6.2	92.0	2.75
20.0	20	45.0	1.3	2.0	10.0	45.0	4	R215.H4-20050EAC13P	★	★	☆	☆	20.0	8.0	104.0	3.07

C

D

E



A183



A194



E9



E22



E14

Fresa de topo CoroMill® Plura inteiraça de metal duro para fresamento de várias operações estáveis

Quando usar

Conceito multiuso com bom desempenho na maioria das operações e aplicações


Excelente escolha para interpolação helicoidal

Material ISO	P	M	K	S	H
Classe	1620	1630	1640		
Haste	Cilíndrica		Weldon		

Gama de produtos

Para aços inoxidáveis e aços com dureza ≤ 48 HRc

Para aços inoxidáveis e aços com dureza ≤ 63 HRc



A

FRESAMENTO

Otimizado

Fresa de topo CoroMill® Plura inteira de metal duro para fresamento de várias operações estáveis

Para aços e aços inoxidáveis endurecidos com dureza ≤ 63 HRc

FHA 50°
BSG COROMANT
TCDC h9
TCDCON h6

B

Versão métrica

DC	CZC _{MS}	APMX	RE	LU	ZEFP	Código para pedido	P		H		Dimensões, mm	
							1620	1620	DCON _{MS}	LF		
2.0	6	7.0	0.50	7.0	3	R216.23-02050BAK70H	☆	★	6.0	57.0		
3.0	6	8.0	0.50	8.0	3	R216.23-03050BAK08H	☆	★	6.0	57.0		
4.0	6	11.0	1.00	11.0	3	R216.23-04050CAK11H	☆	★	6.0	57.0		
5.0	6	13.0	1.00	13.0	3	R216.23-05050CAK13H	☆	★	6.0	57.0		
6.0	6	13.0	1.00	13.0	4	R216.24-06050CAK13H	☆	★	6.0	65.0		
8.0	8	19.0	2.00	19.0	4	R216.24-08050EAK19H	☆	★	8.0	80.0		
10.0	10	22.0	2.00	22.0	4	R216.24-10050EAK22H	☆	★	10.0	100.0		
12.0	12	26.0	3.00	26.0	4	R216.24-12050GAK26H	☆	★	12.0	100.0		
14.0	14	26.0	3.00	26.0	4	R216.24-14050GAK26H	☆	★	14.0	104.0		
16.0	16	32.0	4.00	32.0	4	R216.24-16050IAK32H	☆	★	16.0	115.0		
20.0	20	38.0	4.00	38.0	4	R216.24-20050IAK38H	☆	★	20.0	125.0		

C

Versão em polegadas

DC	CZC _{MS}	APMX	RE	LU	ZEFP	Código para pedido	P		H		Dimensões, polegadas	
							1620	1620	DCON _{MS}	LF		
.187	1/4	.375	.016	.375	3	RA216.23-1250AAK06H	☆	★	.250	3.000		
	1/4	.375	.031	.375	3	RA216.23-1250BAK06H	☆	★	.250	3.000		
.250	1/4	.500	.016	.500	4	RA216.24-1650AAK08H	☆	★	.250	3.000		
	1/4	.500	.031	.500	4	RA216.24-1650BAK08H	☆	★	.250	3.000		
.313	3/8	.625	.016	.625	4	RA216.24-2050AAK10H	☆	★	.375	3.500		
	3/8	.625	.031	.625	4	RA216.24-2050BAK10H	☆	★	.375	3.500		
.375	3/8	.750	.016	.750	4	RA216.24-2450AAK12H	☆	★	.375	3.500		
	3/8	.750	.031	.750	4	RA216.24-2450BAK12H	☆	★	.375	3.500		
.500	1/2	1.000	.031	1.000	4	RA216.24-3250AAK16H	☆	★	.500	4.000		
	1/2	1.000	.063	1.000	4	RA216.24-3250DAK16H	☆	★	.500	4.000		
.625	5/8	1.250	.063	1.250	4	RA216.24-4050DAK20H	☆	★	.625	4.500		
.750	3/4	1.500	.063	1.500	4	RA216.24-4850DAK24H	☆	★	.750	5.000		

D

E

A184

A194

E9

E22

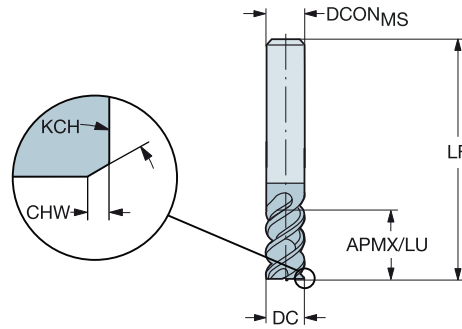
E14

A 70

Fresa de topo CoroMill® Plura inteiraça de metal duro para fresamento de várias operações estáveis

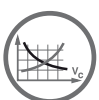
Para aços e aços inoxidáveis endurecidos com dureza ≤ 63 HRC

FHA 50°
BSG COROMANT
TCDC h10
TCDCON h6



Versão métrica

DC	CZC _{MS}	APMX	CHW	KCH	LU	ZEFP	Código para pedido	P H		Dimensões, mm	
								1620	1620	DCON _{MS}	LF
2.0	6	7.0	0.10	45°	7.0	3	R216.33-02050-AK70H	☆	★	6.0	57.0
3.0	6	8.0	0.10	45°	8.0	3	R216.33-03050-AK08H	☆	★	6.0	57.0
4.0	6	11.0	0.10	45°	11.0	3	R216.33-04050-AK11H	☆	★	6.0	57.0
5.0	6	13.0	0.10	45°	13.0	3	R216.33-05050-AK13H	☆	★	6.0	57.0
6.0	6	13.0	0.10	45°	13.0	4	R216.34-06050-AK13H	☆	★	6.0	65.0
8.0	8	19.0	0.10	45°	19.0	4	R216.34-08050-AK19H	☆	★	8.0	80.0
10.0	10	22.0	0.10	45°	22.0	4	R216.34-10050-AK22H	☆	★	10.0	100.0
12.0	12	26.0	0.10	45°	26.0	4	R216.34-12050-AK26H	☆	★	12.0	100.0
14.0	14	26.0	0.15	45°	26.0	4	R216.34-14050-AK26H	☆	★	14.0	104.0
16.0	16	32.0	0.15	45°	32.0	4	R216.34-16050-AK32H	☆	★	16.0	115.0
20.0	20	38.0	0.15	45°	38.0	4	R216.34-20050-AK38H	☆	★	20.0	125.0



A184



A194



E9



E22



E14

A

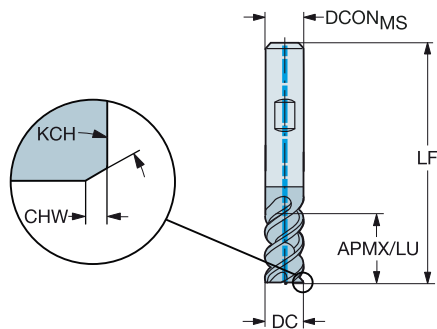
FRESAMENTO

Otimizado

Fresa de topo CoroMill® Plura inteira de metal duro para fresamento de várias operações estáveis

Para aços inoxidáveis e aços com dureza ≤ 48 HRc

FHA 50°
 BSG COROMANT
 TCDC h10
 TCDCON h6



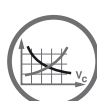
Versão métrica

DC	CZC _{MS}	APMX	CHW	KCH	LU	CN5C	CX5C	ZEFP	Código para pedido	Dimensões, mm					
										P	M	K	S		
6.0	6	13.0	0.10	45°	13.0	1	1	4	R215.34C06050-BC13P	1640	1640	1640	1640	DCON _{MS}	LF
8.0	8	19.0	0.10	45°	19.0	1	1	4	R215.34C08050-BC19P	☆	☆	☆	☆	8.0	63.0
10.0	10	22.0	0.10	45°	22.0	1	1	4	R215.34C10050-BC22P	☆	☆	☆	☆	10.0	72.0
12.0	12	26.0	0.10	45°	26.0	1	1	4	R215.34C12050-BC26P	☆	☆	☆	☆	12.0	83.0
16.0	16	32.0	0.15	45°	32.0	1	1	4	R215.34C16050-BC32P	☆	☆	☆	☆	16.0	92.0
20.0	20	38.0	0.15	45°	38.0	1	1	4	R215.34C20050-BC38P	☆	☆	☆	☆	20.0	104.0

C

D

E



A184



A194



E9



E22



E28



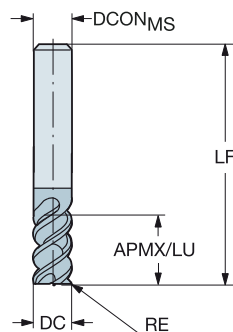
E14

Fresa de topo CoroMill® Plura inteiraça de metal duro para fresamento de várias operações estáveis

Para aços inoxidáveis e aços com dureza ≤ 48 HRc

FHA
BSG
TCDC
TCDCON

50°
COROMANT
h9
h6

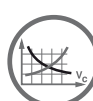


Versão métrica

DC	CZC _{MS}	APMX	RE	LU	ZEFP	Código para pedido	Dimensões, mm										
							P		M		K		S				
							1620	1630	1620	1630	1620	1630	1620	1630	DCON _{MS}	LF	
4.0	6	11.0	1.00	11.0	3	R216.23-04050CAK11P	☆	★	★	☆	★	★	☆	★	☆	6.0	57.0
5.0	6	13.0	1.00	13.0	3	R216.23-05050CAK13P	☆	★	★	☆	★	★	☆	★	☆	6.0	57.0
6.0	6	13.0	1.00	13.0	4	R216.24-06050CAK13P	☆	★	★	☆	★	★	☆	★	☆	6.0	65.0
8.0	8	19.0	2.00	19.0	4	R216.24-08050EAK19P	☆	★	★	☆	★	★	☆	★	☆	8.0	80.0
10.0	10	22.0	2.00	22.0	4	R216.24-10050EAK22P	☆	★	★	☆	★	★	☆	★	☆	10.0	100.0
12.0	12	26.0	3.00	26.0	4	R216.24-12050GAK26P	☆	★	★	☆	★	★	☆	★	☆	12.0	100.0
14.0	14	26.0	3.00	26.0	4	R216.24-14050GAK26P	☆	★	★	☆	★	★	☆	★	☆	14.0	104.0
16.0	16	32.0	4.00	32.0	4	R216.24-16050IAK32P	☆	★	★	☆	★	★	☆	★	☆	16.0	115.0
20.0	20	38.0	4.00	38.0	4	R216.24-20050IAK38P	☆	★	★	☆	★	★	☆	★	☆	20.0	125.0

Versão em polegadas

DC	CZC _{MS}	APMX	RE	LU	ZEFP	Código para pedido	Dimensões, polegadas										
							P		M		K		S				
							1620	1630	1620	1630	1620	1630	1620	1630	DCON _{MS}	LF	
.187	1/4	.375	.016	.375	3	RA216.23-1250AAK06P	☆	★	★	☆	★	★	☆	★	☆	.250	3.000
	1/4	.562	.016	.562	3	RA216.23-1250AAK09P	★	★	★	☆	★	★	☆	★	☆	.250	3.000
	1/4	.562	.031	.562	3	RA216.23-1250BAK09P	★	★	★	☆	★	★	☆	★	☆	.250	3.000
.250	1/4	.750	.016	.750	4	RA216.24-1650AAK12P	★	★	★	☆	★	★	☆	★	☆	.250	3.000
	1/4	.500	.016	.500	4	RA216.24-1650AAK08P	★	★	★	☆	★	★	☆	★	☆	.250	3.000
	1/4	.750	.031	.750	4	RA216.24-1650BAK12P	★	★	★	☆	★	★	☆	★	☆	.250	3.000
.313	3/8	1.000	.016	1.000	4	RA216.24-2050AAK15P	★	★	★	☆	★	★	☆	★	☆	.375	3.500
	3/8	.625	.016	.625	4	RA216.24-2050AAK10P	★	★	★	☆	★	★	☆	★	☆	.375	3.500
	3/8	1.000	.031	1.000	4	RA216.24-2050BAK15P	★	★	★	☆	★	★	☆	★	☆	.375	3.500
.375	3/8	.750	.016	.750	4	RA216.24-2450AAK12P	★	★	★	☆	★	★	☆	★	☆	.375	3.500
	3/8	1.125	.016	1.125	4	RA216.24-2450AAK18P	★	★	★	☆	★	★	☆	★	☆	.375	3.500
	3/8	1.125	.031	1.125	4	RA216.24-2450BAK18P	★	★	★	☆	★	★	☆	★	☆	.375	3.500
.500	1/2	1.000	.031	1.000	4	RA216.24-3250BAK16P	★	★	★	☆	★	★	☆	★	☆	.500	4.000
	1/2	1.500	.031	1.500	4	RA216.24-3250BAK24P	★	★	★	☆	★	★	☆	★	☆	.500	4.000
	1/2	1.500	.063	1.500	4	RA216.24-3250DAK24P	★	★	★	☆	★	★	☆	★	☆	.500	4.000
.625	5/8	1.250	.031	1.250	4	RA216.24-4050BAK20P	★	★	★	☆	★	★	☆	★	☆	.625	4.500
	5/8	1.875	.063	1.875	4	RA216.24-4050DAK30P	★	★	★	☆	★	★	☆	★	☆	.625	4.500
.750	3/4	1.500	.031	1.500	4	RA216.24-4850BAK24P	★	★	★	☆	★	★	☆	★	☆	.750	5.000
	3/4	2.250	.063	2.250	4	RA216.24-4850DAK36P	★	★	★	☆	★	★	☆	★	☆	.750	5.000



A184



A194



E9



E22



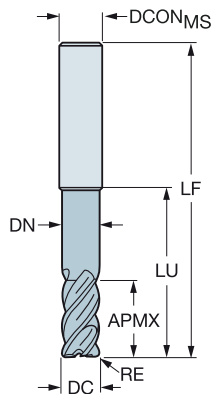
E14



Fresa de topo CoroMill® Plura inteira de metal duro para fresamento de várias operações estáveis

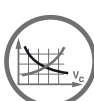
Para aços inoxidáveis e aços com dureza ≤ 48 HRc

FHA 50°
 BSG COROMANT
 TCDC h9
 TCDCON h6



Versão métrica

DC	CZC _{MS}	APMX	RE	LU	ZEFP	Código para pedido	Dimensões, mm						
							P	M	K	S			
10.0	10	22.0	1.00	42.0	4	R216.24-10050CCK22P	★	★	☆	☆	10.0	100.0	9.5
	10	22.0	1.50	42.0	4	R216.24-10050DCK22P	★	★	☆	☆	10.0	100.0	9.5
	10	22.0	2.00	42.0	4	R216.24-10050ECK22P	★	★	☆	☆	10.0	100.0	9.5
	10	22.0	2.50	42.0	4	R216.24-10050FCK22P	★	★	☆	☆	10.0	100.0	9.5
	10	22.0	3.00	42.0	4	R216.24-10050GCK22P	★	★	☆	☆	10.0	100.0	9.5
12.0	12	26.0	1.00	53.0	4	R216.24-12050CCK26P	★	★	☆	☆	12.0	100.0	11.4
	12	26.0	1.50	53.0	4	R216.24-12050DCK26P	★	★	☆	☆	12.0	100.0	11.4
	12	26.0	2.00	53.0	4	R216.24-12050ECK26P	★	★	☆	☆	12.0	100.0	11.4
	12	26.0	2.50	53.0	4	R216.24-12050FCK26P	★	★	☆	☆	12.0	100.0	11.4
	12	26.0	3.00	53.0	4	R216.24-12050GCK26P	★	★	☆	☆	12.0	100.0	11.4
	12	26.0	3.00	60.0	4	R216.24-12050GCL26P	★	★	☆	☆	12.0	105.0	11.4
	12	26.0	4.00	53.0	4	R216.24-12050ICK26P	★	★	☆	☆	12.0	100.0	11.4
16.0	16	36.0	1.00	65.0	4	R216.24-16050CCK36P	★	★	☆	☆	16.0	115.0	15.2
	16	36.0	1.50	65.0	4	R216.24-16050DCK36P	★	★	☆	☆	16.0	115.0	15.2
	16	36.0	2.00	65.0	4	R216.24-16050ECK36P	★	★	☆	☆	16.0	115.0	15.2
	16	36.0	2.50	65.0	4	R216.24-16050FCK36P	★	★	☆	☆	16.0	115.0	15.2
	16	36.0	3.00	65.0	4	R216.24-16050GCK36P	★	★	☆	☆	16.0	115.0	15.2
	16	36.0	3.00	80.0	4	R216.24-16050GCL36P	★	★	☆	☆	16.0	128.0	15.2
	16	36.0	4.00	65.0	4	R216.24-16050ICK36P	★	★	☆	☆	16.0	115.0	15.2
	16	36.0	6.35	67.0	4	R216.24-16050OCK36P	★	★	☆	☆	16.0	115.0	15.2
	16	36.0	6.35	80.0	4	R216.24-16050OCL36P	★	★	☆	☆	16.0	128.0	15.2
20.0	20	44.0	2.50	80.0	4	R216.24-20050FCK44P	★	★	☆	☆	20.0	145.0	19.0
	20	44.0	3.00	80.0	4	R216.24-20050GCK44P	★	★	☆	☆	20.0	145.0	19.0
	20	44.0	3.00	100.0	4	R216.24-20050GCL44P	★	★	☆	☆	20.0	150.0	19.0
	20	44.0	4.00	80.0	4	R216.24-20050ICK44P	★	★	☆	☆	20.0	145.0	19.0
	20	44.0	6.35	80.0	4	R216.24-20050OCK44P	★	★	☆	☆	20.0	145.0	19.0
25.0	25	54.0	3.00	98.0	5	R216.25-25050GCK54P	★	★	☆	☆	25.0	155.0	24.0
	25	54.0	3.00	125.0	5	R216.25-25050GCL54P	★	★	☆	☆	25.0	181.0	23.8
	25	54.0	4.00	99.0	5	R216.25-25050ICK54P	★	★	☆	☆	25.0	156.0	24.0
	25	54.0	6.35	99.0	5	R216.25-25050OCK54P	★	★	☆	☆	25.0	156.0	24.0
	25	54.0	6.35	125.0	5	R216.25-25050OCL54P	★	★	☆	☆	25.0	181.0	24.0



A184



A194



E9



E22

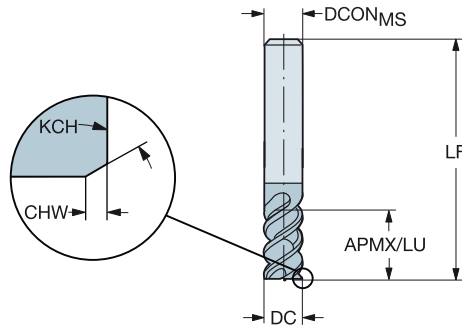



E14

Fresa de topo CoroMill® Plura inteiraça de metal duro para fresamento de várias operações estáveis

Para aços inoxidáveis e aços com dureza ≤ 48 HRc

FHA 50°
 BSG COROMANT
 TCDC h10
 TCDCON h6



Versão métrica

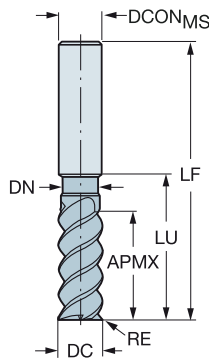
DC	CZC _{MS}	APMX	CHW	KCH	LU	ZEFP	Código para pedido	P				M				K				S				Dimensões, mm	
								1620	1630	1620	1630	1620	1630	1620	1630	1620	1630	1620	1630	1620	1630	DCON _{MS}	LF		
4.0	6	11.0	0.10	45°	11.0	3	R216.33-04050-AK11P	*	*	*	*	*	*	*	*	*	*	*	*	*	*	6.0	57.0		
5.0	6	13.0	0.10	45°	13.0	3	R216.33-05050-AK13P	*	*	*	*	*	*	*	*	*	*	*	*	*	*	6.0	57.0		
6.0	6	13.0	0.10	45°	13.0	4	R216.34-06050-AK13P	*	*	*	*	*	*	*	*	*	*	*	*	*	*	6.0	65.0		
8.0	8	19.0	0.10	45°	19.0	4	R216.34-08050-AK19P	*	*	*	*	*	*	*	*	*	*	*	*	*	*	8.0	80.0		
10.0	10	22.0	0.10	45°	22.0	4	R216.34-10050-AK22P	*	*	*	*	*	*	*	*	*	*	*	*	*	*	10.0	100.0		
12.0	12	26.0	0.10	45°	26.0	4	R216.34-12050-AK26P	*	*	*	*	*	*	*	*	*	*	*	*	*	*	12.0	100.0		
14.0	14	26.0	0.15	45°	26.0	4	R216.34-14050-AK26P	*	*	*	*	*	*	*	*	*	*	*	*	*	*	14.0	104.0		
16.0	16	32.0	0.15	45°	32.0	4	R216.34-16050-AK32P	*	*	*	*	*	*	*	*	*	*	*	*	*	*	16.0	115.0		
20.0	20	38.0	0.15	45°	38.0	4	R216.34-20050-AK38P	*	*	*	*	*	*	*	*	*	*	*	*	*	*	20.0	125.0		



Fresa de topo CoroMill® Plura inteira de metal duro para fresamento de várias operações estáveis

Para aços inoxidáveis e aços com dureza ≤ 48 HRC

FHA 50°
 BSG COROMANT
 TCDC h9
 TCDCON h6



B Versão métrica

DC	CZC _{MS}	APMX	RE	LU	ZEFP	Código para pedido	Dimensões, mm						
							P	M	K	S			
2.0	6	7.0	0.20	9.5	3	R216.23-02050ACC07P	★	★	☆	☆	6.0	57.0	1.9
3.0	6	8.0	0.30	10.0	3	R216.23-03050ACC08P	★	★	☆	☆	6.0	57.0	2.9
4.0	6	11.0	0.50	15.0	3	R216.23-04050BCC11P	★	★	☆	☆	6.0	57.0	3.8
5.0	6	13.0	0.50	16.0	3	R216.23-05050BCC13P	★	★	☆	☆	6.0	57.0	4.8
6.0	6	13.0	0.50	19.0	4	R216.24-06050BCC13P	★	★	☆	☆	6.0	57.0	5.7
	6	13.0	1.00	19.0	4	R216.24-06050CCC13P	★	★	☆	☆	6.0	57.0	5.7
8.0	8	19.0	0.50	25.0	4	R216.24-08050BCC19P	★	★	☆	☆	8.0	63.0	7.6
	8	19.0	1.00	25.0	4	R216.24-08050CCC19P	★	★	☆	☆	8.0	63.0	7.6
	8	19.0	1.50	25.0	4	R216.24-08050DCC19P	★	★	☆	☆	8.0	63.0	7.6
	8	19.0	2.00	25.0	4	R216.24-08050ECC19P	★	★	☆	☆	8.0	63.0	7.6
10.0	10	22.0	0.50	30.0	4	R216.24-10050BCC22P	★	★	☆	☆	10.0	72.0	9.5
	10	22.0	1.00	30.0	4	R216.24-10050CCC22P	★	★	☆	☆	10.0	72.0	9.5
	10	22.0	1.50	30.0	4	R216.24-10050DCC22P	★	★	☆	☆	10.0	72.0	9.5
	10	22.0	2.00	30.0	4	R216.24-10050ECC22P	★	★	☆	☆	10.0	72.0	9.5
12.0	12	26.0	0.50	36.0	4	R216.24-12050BCC26P	★	★	☆	☆	12.0	83.0	11.4
	12	26.0	1.00	36.0	4	R216.24-12050CCC26P	★	★	☆	☆	12.0	83.0	11.4
	12	26.0	1.50	36.0	4	R216.24-12050DCC26P	★	★	☆	☆	12.0	83.0	11.4
	12	26.0	2.00	36.0	4	R216.24-12050ECC26P	★	★	☆	☆	12.0	83.0	11.4
	12	26.0	2.50	36.0	4	R216.24-12050FCC26P	★	★	☆	☆	12.0	83.0	11.4
	12	26.0	3.00	36.0	4	R216.24-12050GCC26P	★	★	☆	☆	12.0	83.0	11.4
16.0	16	32.0	0.50	42.0	4	R216.24-16050BCC32P	★	★	☆	☆	16.0	92.0	15.2
	16	32.0	1.00	42.0	4	R216.24-16050CCC32P	★	★	☆	☆	16.0	92.0	15.2
	16	32.0	2.00	42.0	4	R216.24-16050ECC32P	★	★	☆	☆	16.0	92.0	15.2
	16	32.0	2.50	42.0	4	R216.24-16050FCC32P	★	★	☆	☆	16.0	92.0	15.2
	16	32.0	4.00	42.0	4	R216.24-16050ICC32P	★	★	☆	☆	16.0	92.0	15.2
20.0	20	38.0	1.00	52.0	4	R216.24-20050CCC38P	★	★	☆	☆	20.0	104.0	19.0
	20	38.0	2.00	52.0	4	R216.24-20050ECC38P	★	★	☆	☆	20.0	104.0	19.0
	20	44.0	2.50	80.0	4	R216.24-20050FCC44P	★	★	☆	☆	20.0	130.0	19.0
	20	38.0	2.50	52.0	4	R216.24-20050FCC38P	★	★	☆	☆	20.0	104.0	19.0
	20	44.0	3.00	80.0	4	R216.24-20050GCC44P	★	★	☆	☆	20.0	130.0	19.0
	20	38.0	3.00	52.0	4	R216.24-20050GCC38P	★	★	☆	☆	20.0	104.0	19.0
	20	44.0	4.00	80.0	4	R216.24-20050ICC44P	★	★	☆	☆	20.0	130.0	19.0
	20	38.0	4.00	52.0	4	R216.24-20050ICC38P	★	★	☆	☆	20.0	104.0	19.0
	20	44.0	6.35	80.0	4	R216.24-20050OCC44P	★	★	☆	☆	20.0	104.0	19.0



A184



A194



E9



E22

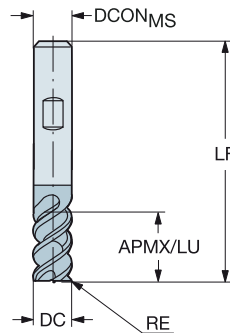



E14

Fresa de topo CoroMill® Plura inteiraça de metal duro para fresamento de várias operações estáveis

Para aços inoxidáveis e aços com dureza ≤ 48 HRC

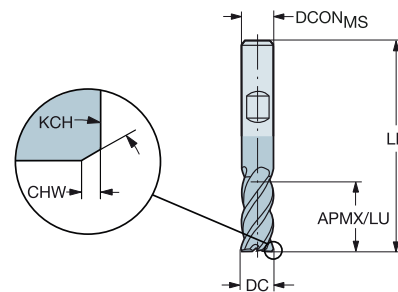

FHA 50°
BSG DIN 6527 L
TCDC h9
TCDCON h6



Versão métrica

DC	CZC _{MS}	APMX	RE	LU	ZEFP	Código para pedido	Dimensões, mm									
							P		M		K		S		DCON _{MS}	LF
							1620	1630	1620	1630	1620	1630	1620	1630		
6.0	6	13.0	1.00	13.0	4	R216.24-06050CBC13P	☆	☆	☆	☆	☆	☆	☆	☆	6.0	57.0
8.0	8	19.0	2.00	19.0	4	R216.24-08050EBC19P	☆	☆	☆	☆	☆	☆	☆	☆	8.0	63.0
10.0	10	22.0	2.00	22.0	4	R216.24-10050EBC22P	☆	☆	☆	☆	☆	☆	☆	☆	10.0	72.0
12.0	12	26.0	3.00	26.0	4	R216.24-12050GBC26P	☆	☆	☆	☆	☆	☆	☆	☆	12.0	83.0
14.0	14	26.0	3.00	26.0	4	R216.24-14050GBC26P	☆	☆	☆	☆	☆	☆	☆	☆	14.0	83.0
16.0	16	32.0	4.00	32.0	4	R216.24-16050IBC32P	☆	☆	☆	☆	☆	☆	☆	☆	16.0	92.0
20.0	20	38.0	4.00	38.0	4	R216.24-20050IBC38P	☆	☆	☆	☆	☆	☆	☆	☆	20.0	104.0

FHA 50°
BSG DIN 6527 L
TCDC h10
TCDCON h6



Versão métrica

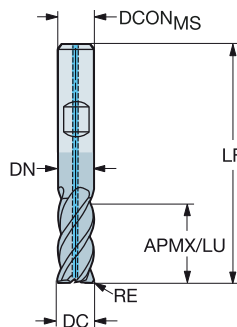
DC	CZC _{MS}	APMX	CHW	KCH	LU	ZEFP	Código para pedido	Dimensões, mm														
								P			M			K			S			DCON _{MS}	LF	
								1620	1630	1640	1620	1630	1640	1620	1630	1640	1620	1630	1640			
6.0	6	13.0	0.10	45°	13.0	4	R216.34-06050-BC13P	☆	☆	☆	☆	☆	☆	☆	☆	☆	☆	☆	☆	☆	6.0	57.0
8.0	8	19.0	0.10	45°	19.0	4	R216.34-08050-BC19P	☆	☆	☆	☆	☆	☆	☆	☆	☆	☆	☆	☆	☆	8.0	63.0
10.0	10	22.0	0.10	45°	22.0	4	R216.34-10050-BC22P	☆	☆	☆	☆	☆	☆	☆	☆	☆	☆	☆	☆	☆	10.0	72.0
12.0	12	26.0	0.10	45°	26.0	4	R216.34-12050-BC26P	☆	☆	☆	☆	☆	☆	☆	☆	☆	☆	☆	☆	☆	12.0	83.0
14.0	14	26.0	0.15	45°	26.0	4	R216.34-14050-BC26P	☆	☆	☆	☆	☆	☆	☆	☆	☆	☆	☆	☆	☆	14.0	83.0
16.0	16	32.0	0.15	45°	32.0	4	R216.34-16050-BC32P	☆	☆	☆	☆	☆	☆	☆	☆	☆	☆	☆	☆	☆	16.0	92.0
20.0	20	38.0	0.15	45°	38.0	4	R216.34-20050-BC38P	☆	☆	☆	☆	☆	☆	☆	☆	☆	☆	☆	☆	☆	20.0	104.0



Fresa de topo CoroMill® Plura inteiriça de metal duro para fresamento de várias operações estáveis

Para ligas à base de níquel

FHA 50°
 BSG DIN 6527 L
 TCDC h9
 TCDCON h6



B Versão métrica

									S	Dimensões, mm		
DC	CZC _{MS}	APMX	RE	LU	CNSC	CXSC	ZEPF	Código para pedido	1725	DCON _{MS}	LF	DN
6.0	6	13.0	0.50	19.0	1	1	4	2F440-0600-050ASD	★	6.0	57.0	5.7
	6	13.0	1.00	19.0	1	1	4	2F440-0600-100ASD	★	6.0	57.0	5.7
8.0	8	19.0	0.50	25.0	1	1	4	2F440-0800-050ASD	★	8.0	63.0	7.6
	8	19.0	1.00	25.0	1	1	4	2F440-0800-100ASD	★	8.0	63.0	7.6
10.0	10	22.0	0.50	30.0	1	1	4	2F440-1000-050ASD	★	10.0	72.0	9.5
	10	22.0	1.00	30.0	1	1	4	2F440-1000-100ASD	★	10.0	72.0	9.5
10.0	10	22.0	2.00	30.0	1	1	4	2F440-1000-200ASD	★	10.0	72.0	9.5
	12.0	26.0	0.50	36.0	1	1	4	2F440-1200-050ASD	★	12.0	83.0	11.4
12.0	12	26.0	1.00	36.0	1	1	4	2F440-1200-100ASD	★	12.0	83.0	11.4
	12	26.0	2.00	36.0	1	1	4	2F440-1200-200ASD	★	12.0	83.0	11.4
16.0	16	32.0	2.00	42.0	1	1	4	2F440-1600-200ASD	★	16.0	92.0	15.2
	16	32.0	3.00	42.0	1	1	4	2F440-1600-300ASD	★	16.0	92.0	15.2
16.0	16	32.0	4.00	42.0	1	1	4	2F440-1600-400ASD	★	16.0	92.0	15.2
	20.0	38.0	3.00	52.0	1	1	4	2F440-2000-300ASD	★	20.0	104.0	19.0
20.0	20	38.0	4.00	52.0	1	1	4	2F440-2000-400ASD	★	20.0	104.0	19.0
	20	38.0	6.35	52.0	1	1	4	2F440-2000-635ASD	★	20.0	104.0	19.0

C Versão em polegadas

									S	Dimensões, polegadas		
DC	CZC _{MS}	APMX	RE	LU	CNSC	CXSC	ZEPF	Código para pedido	1725	DCON _{MS}	LF	DN
.250	1/4	.625	.030	.875	1	1	4	2F440-0635-076ASD	★	.250	2.500	.237
	1/4	.625	.060	.875	1	1	4	2F440-0635-152ASD	★	.250	2.500	.237
.375	3/8	.781	.030	1.156	1	1	4	2F440-0953-076ASD	★	.375	3.000	.356
	3/8	.781	.060	1.156	1	1	4	2F440-0953-152ASD	★	.375	3.000	.356
.375	3/8	.781	.090	1.156	1	1	4	2F440-0953-228ASD	★	.375	3.000	.356
	.500	1/2	1.125	.030	1.438	1	1	4	2F440-1270-076ASD	★	.500	3.500
.500	1/2	1.125	.060	1.438	1	1	4	2F440-1270-152ASD	★	.500	3.500	.475
	1/2	1.125	.090	1.438	1	1	4	2F440-1270-228ASD	★	.500	3.500	.475
.500	1/2	1.125	.120	1.438	1	1	4	2F440-1270-304ASD	★	.500	3.500	.475
	.625	5/8	1.313	.030	1.563	1	1	4	2F440-1588-076ASD	★	.625	3.750
.625	5/8	1.313	.060	1.563	1	1	4	2F440-1588-152ASD	★	.625	3.750	.594
	5/8	1.313	.090	1.563	1	1	4	2F440-1588-228ASD	★	.625	3.750	.594
.625	5/8	1.313	.120	1.563	1	1	4	2F440-1588-304ASD	★	.625	3.750	.594
	.750	3/4	1.625	.030	1.937	1	1	4	2F440-1905-076ASD	★	.750	4.250
.750	3/4	1.625	.060	1.937	1	1	4	2F440-1905-152ASD	★	.750	4.250	.713
	3/4	1.625	.090	1.937	1	1	4	2F440-1905-228ASD	★	.750	4.250	.713
.750	3/4	1.625	.120	1.937	1	1	4	2F440-1905-304ASD	★	.750	4.250	.713

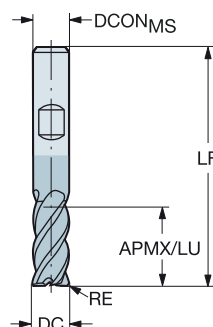



Fresa de topo CoroMill® Plura inteiraça de metal duro para fresamento de várias operações estáveis

Para ligas à base de níquel

FHA
BSG
TCDC
TCDCON

50°
DIN 6527 L
h9
h6

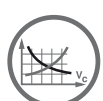


Versão métrica

						s		Dimensões, mm	
DC	CZC _{MS}	APMX	RE	LU	ZEFP	Código para pedido	1725	DCON _{MS}	LF
2.0	6	7.0	0.20	9.5	3	2S440-0200-020-SD	★	6.0	57.0
3.0	6	8.0	0.30	10.0	3	2S440-0300-030-SD	★	6.0	57.0
4.0	6	11.0	0.50	15.0	3	2S440-0400-050-SD	★	6.0	57.0
5.0	6	13.0	0.50	16.0	3	2S440-0500-050-SD	★	6.0	57.0
6.0	6	13.0	0.50	19.0	4	2S440-0600-050-SD	★	6.0	57.0
	6	13.0	1.00	19.0	4	2S440-0600-100-SD	★	6.0	57.0
8.0	8	19.0	0.50	25.0	4	2S440-0800-050-SD	★	8.0	63.0
	8	19.0	1.00	25.0	4	2S440-0800-100-SD	★	8.0	63.0
10.0	10	22.0	0.50	30.0	4	2S440-1000-050-SD	★	10.0	72.0
	10	22.0	1.00	30.0	4	2S440-1000-100-SD	★	10.0	72.0
	10	22.0	2.00	30.0	4	2S440-1000-200-SD	★	10.0	72.0
12.0	12	26.0	0.50	36.0	4	2S440-1200-050-SD	★	12.0	83.0
	12	26.0	1.00	36.0	4	2S440-1200-100-SD	★	12.0	83.0
	12	26.0	2.00	36.0	4	2S440-1200-200-SD	★	12.0	83.0
16.0	16	32.0	2.00	42.0	4	2S440-1600-200-SD	★	16.0	92.0
	16	32.0	3.00	42.0	4	2S440-1600-300-SD	★	16.0	92.0
	16	32.0	4.00	42.0	4	2S440-1600-400-SD	★	16.0	92.0
20.0	20	38.0	3.00	52.0	4	2S440-2000-300-SD	★	20.0	104.0
	20	38.0	4.00	52.0	4	2S440-2000-400-SD	★	20.0	104.0
	20	38.0	6.35	52.0	4	2S440-2000-635-SD	★	20.0	104.0

Versão em polegadas

						s		Dimensões, polegadas	
DC	CZC _{MS}	APMX	RE	LU	ZEFP	Código para pedido	1725	DCON _{MS}	LF
.250	1/4	.625	.030	.875	4	2S440-0635-076-SD	★	.250	2.500
	1/4	.625	.060	.875	4	2S440-0635-152-SD	★	.250	2.500
.375	3/8	.781	.030	1.156	4	2S440-0953-076-SD	★	.375	3.000
	3/8	.781	.060	1.156	4	2S440-0953-152-SD	★	.375	3.000
	3/8	.781	.090	1.156	4	2S440-0953-228-SD	★	.375	3.000
.500	1/2	1.125	.030	1.438	4	2S440-1270-076-SD	★	.500	3.500
	1/2	1.125	.060	1.438	4	2S440-1270-152-SD	★	.500	3.500
	1/2	1.125	.090	1.438	4	2S440-1270-228-SD	★	.500	3.500
	1/2	1.125	.120	1.438	4	2S440-1270-304-SD	★	.500	3.500
.625	5/8	1.313	.030	1.563	4	2S440-1588-076-SD	★	.625	3.750
	5/8	1.313	.060	1.563	4	2S440-1588-152-SD	★	.625	3.750
	5/8	1.313	.090	1.563	4	2S440-1588-228-SD	★	.625	3.750
	5/8	1.313	.120	1.563	4	2S440-1588-304-SD	★	.625	3.750
.750	3/4	1.625	.030	1.937	4	2S440-1905-076-SD	★	.750	4.250
	3/4	1.625	.060	1.937	4	2S440-1905-152-SD	★	.750	4.250
	3/4	1.625	.090	1.937	4	2S440-1905-228-SD	★	.750	4.250
	3/4	1.625	.120	1.937	4	2S440-1905-304-SD	★	.750	4.250



A184



A194



E9



E22



E14

A

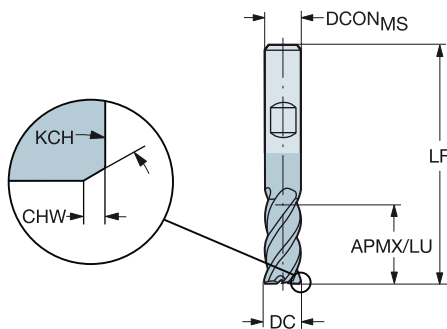
FRESAMENTO

Otimizado

Fresa de topo CoroMill® Plura inteiriça de metal duro para fresamento de várias operações estáveis

Para ligas à base de níquel

FHA 50°
 BSG DIN 6527 L
 TCDC h9
 TCDCON h6



B

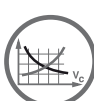
Versão métrica

							s		Dimensões, mm	
DC	CZC _{MS}	APMX	CHW	KCH	LU	ZEFP	Código para pedido	1725	DCON _{MS}	LF
6.0	6	13.0	0.10	45°	19.0	4	2P440-0600-SD	★	6.0	57.0
8.0	8	19.0	0.10	45°	25.0	4	2P440-0800-SD	★	8.0	63.0
10.0	10	22.0	0.10	45°	30.0	4	2P440-1000-SD	★	10.0	72.0
12.0	12	26.0	0.10	45°	36.0	4	2P440-1200-SD	★	12.0	83.0
16.0	16	32.0	0.15	45°	42.0	4	2P440-1600-SD	★	16.0	92.0
20.0	20	38.0	0.15	45°	52.0	4	2P440-2000-SD	★	20.0	104.0

C

D

E



A184



A194



E9



E22



E14

A 80

SANDVIK
Coromant

Fresa de topo CoroMill® Plura inteira de metal duro para fresamento de peças duras

Quando usar

Primeira escolha para desbaste a semiacabamento em aços endurecidos em condições estáveis
Use em condições sem refrigeração

Material ISO



Classe

1610

Haste

Cilíndrica

Gama de produtos

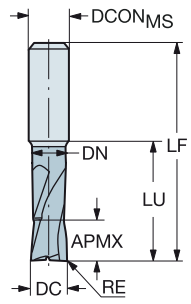
Para aços endurecidos com dureza ≤ 43 HRc ≤ 63



Fresa de topo CoroMill® Plura inteiraça de metal duro para fresamento de peças duras

Para aços endurecidos com dureza ≤ 43 HRC ≤ 63

FHA 30°
 BSG COROMANT
 TCDC h9
 TCDCON h6



B Versão métrica

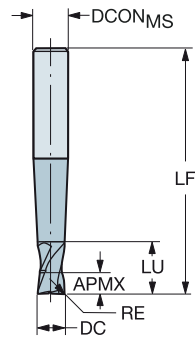
						P	H	Dimensões, mm			
DC	CZC _{MS}	APMX	RE	LU	ZEP	Código para pedido	160	160	DCON _{MS}	LF	DN
2.0	6	2.0	0.20	2.0	2	R216.22-02030AAI20G	☆	★	6.0	57.0	
	6	2.0	0.20	20.0	2	R216.22-02030AAJ20G	☆	★	6.0	75.0	1.9
3.0	6	3.0	0.30	20.0	2	R216.22-03030AAJ03G	☆	★	6.0	72.0	2.9
	6	3.0	0.50	3.0	2	R216.22-03030BAI03G	☆	★	6.0	57.0	
4.0	6	4.0	0.40	40.0	4	R216.24-04030AAJ04G	☆	★	6.0	72.0	3.8
	6	4.0	0.50	4.0	2	R216.22-04030BAI04G	☆	★	6.0	57.0	
5.0	6	5.0	0.50	20.0	2	R216.22-05030BAI05G	☆	★	6.0	57.0	4.9
	6	5.0	0.50	20.0	4	R216.24-05030BAJ05G	☆	★	6.0	72.0	4.8
6.0	6	6.0	0.50	24.0	4	R216.24-06030BAJ06G	☆	★	6.0	72.0	5.7
	6	6.0	1.00	21.0	2	R216.22-06030CAI06G	☆	★	6.0	63.0	5.7
	6	6.0	1.00	21.0	4	R216.24-06030CAI06G	☆	★	6.0	57.0	5.7
	8	8.0	0.50	29.0	4	R216.24-08030BAJ08G	☆	★	8.0	80.0	7.9
8.0	8	8.0	1.00	27.0	2	R216.22-08030CAI08G	☆	★	8.0	72.0	7.7
	8	8.0	1.00	27.0	4	R216.24-08030CAI08G	☆	★	8.0	63.0	7.7
	8	8.0	1.00	29.0	4	R216.24-08030CAJ08G	☆	★	8.0	80.0	7.9
	8	8.0	1.50	29.0	4	R216.24-08030DAJ08G	☆	★	8.0	80.0	7.9
	10	10.0	0.50	35.0	4	R216.24-10030BAJ10G	☆	★	10.0	100.0	9.9
10.0	10	10.0	1.00	35.0	4	R216.24-10030CAJ10G	☆	★	10.0	100.0	9.9
	10	10.0	1.50	32.0	2	R216.22-10030DAH10G	☆	★	10.0	72.0	9.7
	10	10.0	1.50	32.0	4	R216.24-10030DAH10G	☆	★	10.0	72.0	9.7
	12	12.0	0.50	36.0	4	R216.24-12030BAJ12G	☆	★	12.0	100.0	11.8
12.0	12	12.0	1.00	36.0	4	R216.24-12030CAJ12G	☆	★	12.0	100.0	11.8
	12	12.0	1.50	36.0	2	R216.22-12030DAH12G	☆	★	12.0	83.0	11.8
	12	12.0	1.50	36.0	4	R216.24-12030DAH12G	☆	★	12.0	83.0	11.8
	12	12.0	2.00	36.0	4	R216.24-12030EAJ12G	☆	★	12.0	100.0	11.8
16.0	16	16.0	2.00	42.0	4	R216.24-16030EAI16G	☆	★	16.0	92.0	15.8



Fresa de topo CoroMill® Plura inteiraça de metal duro para fresamento de peças duras

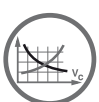
Para aços endurecidos com dureza $\leq 43 \text{ HRC} \leq 63$

FHA 30°
BSG COROMANT
TCDC h9
TCDCON h6



Versão métrica

DC	CZC _{MS}	APMX	RE	LU	ZEFP	Código para pedido	Dimensões, mm	
							DCON _{MS}	LF
3.0	6	3.0	0.50	4.0	2	R216.22-03030BAP03G	6.0	80.0
4.0	6	4.0	0.50	5.0	2	R216.22-04030BAP04G	6.0	90.0
6.0	8	6.0	0.50	7.0	2	R216.22-06030BAP06G	8.0	100.0
						R216.24-06030CAP06G		
8.0	10	8.0	1.00	10.0	4	R216.24-08030CAP08G	10.0	100.0
						R216.24-10030CAP10G		
10.0	12	10.0	1.00	15.0	4	R216.24-10030GAP10G	12.0	125.0
						R216.24-10030GAP10G		
12.0	14	12.0	1.00	14.0	4	R216.24-12030CAP12G	14.0	140.0
						R216.24-16030CAP16G		
16.0	16	16.0	1.00	16.0	4	R216.24-16030CAP16G	16.0	150.0
						R216.24-16030GAP16G		



A185



A194



E9



E22



E14

A

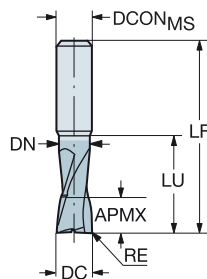
FRESAMENTO

Otimizado

Fresa de topo CoroMill® Plura inteiraça de metal duro para fresamento de peças duras

Para aços endurecidos com dureza $\leq 43 \text{ HRc} \leq 63$

FHA 30°
 BSG COROMANT
 TCDC h9
 TCDCON h6



B

Versão em polegadas

							P	H	Dimensões, polegadas		
DC	CZC _{MS}	APMX	RE	LU	ZEPF	Código para pedido	160	160	DCON _{MS}	LF	DN
.125	1/4	.125	.031	.750	4	RA216.24-0830BAK02G	☆	★	.250	3.000	.121
.156	1/4	.156	.031	.750	4	RA216.24-1030BAK02G	☆	★	.250	3.000	.137
.188	1/4	.188	.063	.750	4	RA216.24-1230DAK03G	☆	★	.250	3.000	.183
.250	1/4	.250	.063	1.000	4	RA216.24-1630DAK04G	☆	★	.250	3.000	.246
.375	3/8	.375	.063	1.250	4	RA216.24-2430DAK06G	☆	★	.375	3.500	.369

C

D

E



A185



A194



E9



E22



E14

Fresa de topo CoroMill® Plura inteira de metal duro para remoção de cavacos grandes

Quando usar

Primeira escolha para desbaste em alumínio, grafite e materiais termoplásticos

Gama de produtos

Para materiais não ferrosos

Para material não ferrosos com teor de silício de > 9%

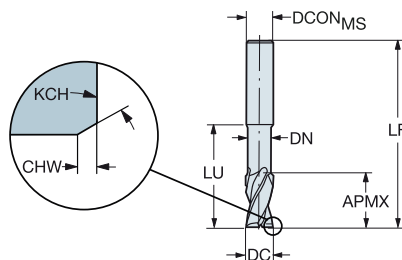
Material ISO	N	O
Classe	H10F	N20C
Haste	Cilíndrica	Pequena



Fresa de topo CoroMill® Plura inteiriça de metal duro para remoção de cavacos grandes

Para materiais não ferrosos

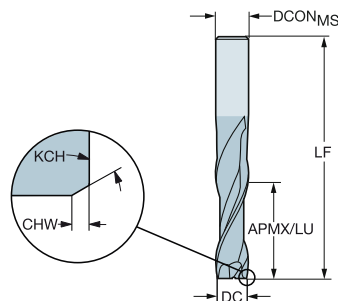
FHA 25°
 BSG COROMANT
 TCDC h10
 TCDCON h6



Versão métrica

							N	Dimensões, mm			
DC	CZC _{MS}	APMX	CHW	KCH	LU	ZEFP	Código para pedido	HT0F	DCON _{MS}	LF	DN
2.0	3	3.0			9.0	2	2P120-0200-NC	★	3.0	38.0	1.9
3.0	3	4.0			12.0	2	2P120-0300-NC	★	3.0	38.0	2.9
4.0	4	6.0			14.0	2	2P120-0400-NC	★	4.0	50.0	3.8
5.0	6	8.0			16.0	2	2P120-0500-NC	★	6.0	57.0	4.8
6.0	6	10.0			28.0	2	2P120-0600-NC	★	6.0	65.0	5.7
8.0	8	12.0			35.0	2	2P120-0800-NC	★	8.0	80.0	7.6
10.0	10	14.0	0.10	45°	45.0	2	2P120-1000-NC	★	10.0	90.0	9.5
12.0	12	16.0	0.10	45°	50.0	2	2P120-1200-NC	★	12.0	100.0	11.4
16.0	16	20.0	0.15	45°	63.0	2	2P120-1600-NC	★	16.0	115.0	15.2
20.0	20	20.0	0.15	45°	70.0	2	2P120-2000-NC	★	20.0	125.0	19.0

FHA 25°
 BSG COROMANT
 TCDC h10
 TCDCON h6



Versão métrica

							N	Dimensões, mm		
DC	CZC _{MS}	APMX	CHW	KCH	LU	ZEFP	Código para pedido	HT0F	DCON _{MS}	LF
2.0	3	8.0			8.0	2	2P160-0200-NA	★	3.0	38.0
3.0	3	12.0			12.0	2	2P160-0300-NA	★	3.0	38.0
4.0	4	14.0			14.0	2	2P160-0400-NA	★	4.0	50.0
5.0	6	16.0			16.0	2	2P160-0500-NA	★	6.0	57.0
6.0	6	22.0			22.0	2	2P160-0600-NA	★	6.0	65.0
8.0	8	28.0			28.0	2	2P160-0800-NA	★	8.0	80.0
10.0	10	32.0	0.10	45°	32.0	2	2P160-1000-NA	★	10.0	90.0
12.0	12	38.0	0.10	45°	38.0	2	2P160-1200-NA	★	12.0	100.0



A187



A194



E9



E22

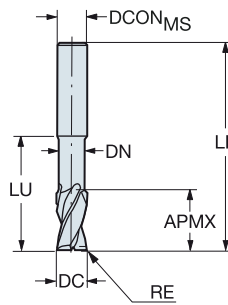


E14

Fresa de topo CoroMill® Plura inteiriça de metal duro para remoção de cavacos grandes

Para materiais não ferrosos

FHA 25°
BSG COROMANT
TCDC h10
TCDCON h6



Versão métrica

							N	Dimensões, mm		
DC	CZC _{MS}	APMX	RE	LU	ZEPF	Código para pedido	H10F	DCON _{MS}	LF	DN
2.0	3	3.0	0.15	5.0	2	2P121-0200-NC	★	3.0	38.0	1.8
	3	3.0	0.15	8.0	2	2P122-0200-NC	★	3.0	50.0	1.8
3.0	3	4.5	0.15	9.0	2	2P121-0300-NC	★	3.0	38.0	2.7
	3	4.5	0.15	12.0	2	2P122-0300-NC	★	3.0	50.0	2.7
4.0	4	6.0	0.15	12.0	2	2P121-0400-NC	★	4.0	50.0	3.7
	4	6.0	0.15	16.0	2	2P122-0400-NC	★	4.0	60.0	3.7
5.0	5	7.5	0.15	15.0	2	2P121-0500-NC	★	5.0	50.0	4.7
	5	7.5	0.15	20.0	2	2P122-0500-NC	★	5.0	60.0	4.6
6.0	6	9.0	0.15	18.0	2	2P121-0600-NC	★	6.0	57.0	5.7
	6	9.0	0.15	24.0	2	2P122-0600-NC	★	6.0	65.0	5.5
8.0	8	12.0	0.15	24.0	2	2P121-0800-NC	★	8.0	63.0	7.7
	8	12.0	0.15	32.0	2	2P122-0800-NC	★	8.0	80.0	7.4
10.0	10	15.0	0.15	30.0	2	2P121-1000-NC	★	10.0	72.0	9.7
	10	15.0	0.15	40.0	2	2P122-1000-NC	★	10.0	89.0	9.2
12.0	12	18.0	0.15	36.0	2	2P121-1200-NC	★	12.0	83.0	11.7
	12	18.0	0.15	48.0	2	2P122-1200-NC	★	12.0	100.0	11.0
14.0	14	21.0	0.15	42.0	2	2P121-1400-NC	★	14.0	83.0	13.7
16.0	16	24.0	0.15	48.0	2	2P121-1600-NC	★	16.0	92.0	15.7
	16	24.0	0.15	64.0	2	2P122-1600-NC	★	16.0	120.0	15.0
20.0	20	30.0	0.15	60.0	2	2P121-2000-NC	★	20.0	104.0	19.7
	20	30.0	0.15	80.0	2	2P122-2000-NC	★	20.0	150.0	19.0

B

C

D

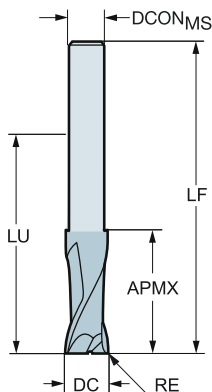
E



Fresa de topo CoroMill® Plura inteiriça de metal duro para remoção de cavacos grandes

Para materiais não ferrosos

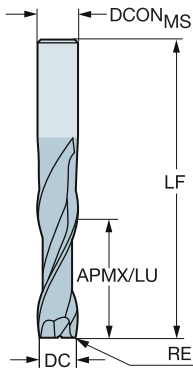
FHA 25°
 BSG COROMANT
 TCDC h10
 TCDCON h6



Versão métrica

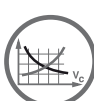
							N	Dimensões, mm	
DC	CZCMS	APMX	RE	LU	ZAFP	Código para pedido	H10	DCONMS	LF
3.0	2	4.0	0.15	32.0	2	2P123-0300-NG	★	2.9	60.0
4.0	3	5.0	0.15	32.0	2	2P123-0400-NG	★	3.8	60.0
5.0	4	8.0	0.15	42.0	2	2P123-0500-NG	★	4.8	70.0
6.0	5	9.0	0.15	64.0	2	2P123-0600-NG	★	5.8	100.0
8.0	7	11.0	0.15	64.0	2	2P123-0800-NG	★	7.8	100.0
10.0	9	15.0	0.15	60.0	2	2P123-1000-NG	★	9.7	100.0
12.0	11	17.0	0.15	80.0	2	2P123-1200-NG	★	11.7	125.0
16.0	15	23.0	0.15	77.0	2	2P123-1600-NG	★	15.7	125.0
20.0	19	26.0	0.15	100.0	2	2P123-2000-NG	★	19.7	150.0

FHA 25°
 BSG COROMANT
 TCDC h10
 TCDCON h6



Versão métrica

							N	Dimensões, mm	
DC	CZCMS	APMX	RE	LU	ZAFP	Código para pedido	H10	DCONMS	LF
2.0	3	8.0	0.15	8.0	2	2P170-0200-NA	★	3.0	50.0
3.0	3	12.0	0.15	12.0	2	2P170-0300-NA	★	3.0	50.0
4.0	4	16.0	0.15	16.0	2	2P170-0400-NA	★	4.0	60.0
5.0	5	20.0	0.15	20.0	2	2P170-0500-NA	★	5.0	60.0
6.0	6	24.0	0.15	24.0	2	2P170-0600-NA	★	6.0	65.0
7.0	7	28.0	0.15	28.0	2	2P170-0700-NA	★	7.0	79.0
8.0	8	32.0	0.15	32.0	2	2P170-0800-NA	★	8.0	79.0
9.0	9	36.0	0.15	36.0	2	2P170-0900-NA	★	9.0	88.0
10.0	10	40.0	0.15	40.0	2	2P170-1000-NA	★	10.0	88.0
12.0	12	48.0	0.15	48.0	2	2P170-1200-NA	★	12.0	99.0
14.0	14	56.0	0.15	56.0	2	2P170-1400-NA	★	14.0	105.0
16.0	16	64.0	0.15	64.0	2	2P170-1600-NA	★	16.0	120.0
20.0	20	80.0	0.15	80.0	2	2P170-2000-NA	★	20.0	150.0



A187



A194



E9



E22



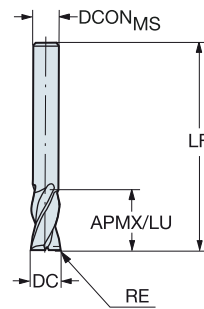
E14

Fresa de topo CoroMill® Plura inteiraça de metal duro para remoção de cavacos grandes

Para materiais não ferrosos

FHA
BSG
TCDC
TCDCON

30°
COROMANT
h10
h6



Versão métrica

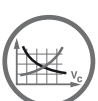
						N	Dimensões, mm		
DC	CZC _{MS}	APMX	RE	LU	ZEPF	Código para pedido	H10F	DCON _{MS}	LF
2.0	3	4.0	0.15	4.0	2	2P232-0200-NA	★	3.0	38.0
3.0	3	5.0	0.15	5.0	2	2P232-0300-NA	★	3.0	38.0
4.0	4	7.0	0.15	7.0	2	2P232-0400-NA	★	4.0	50.0
5.0	5	9.0	0.15	9.0	2	2P232-0500-NA	★	5.0	50.0
6.0	6	18.0	0.15	18.0	2	2P232-0600-NA	★	6.0	57.0
7.0	7	18.0	0.15	18.0	2	2P232-0700-NA	★	7.0	60.0
8.0	8	18.0	0.15	18.0	2	2P232-0800-NA	★	8.0	63.0
9.0	9	20.0	0.15	20.0	2	2P232-0900-NA	★	9.0	67.0
10.0	10	22.0	0.15	22.0	2	2P232-1000-NA	★	10.0	72.0
12.0	12	22.0	0.15	22.0	2	2P232-1200-NA	★	12.0	83.0
14.0	14	25.0	0.15	25.0	2	2P232-1400-NA	★	14.0	83.0
16.0	16	29.0	0.15	29.0	2	2P232-1600-NA	★	16.0	92.0
18.0	18	33.0	0.15	33.0	2	2P232-1800-NA	★	18.0	92.0
20.0	20	36.0	0.15	36.0	2	2P232-2000-NA	★	20.0	104.0

B

C

D

E



A187



A194



E9



E22

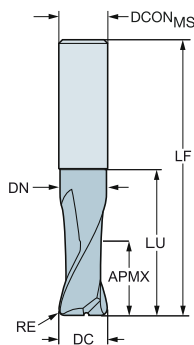


E14

Fresa de topo CoroMill® Plura inteiriça de metal duro para remoção de cavacos grandes

Para materiais não ferrosos

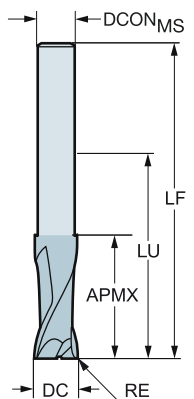
FHA 30°
BSG COROMANT
TCDC h10
TCDCON h6



Versão métrica

							N	Dimensões, mm		
DC	CZC _{MS}	APMX	RE	LU	ZAFP	Código para pedido	H10	DCON _{MS}	LF	DN
3.0	3	4.5	0.20	8.0	2	2S220-0300-020-NC	★	3.0	38.0	2.7
4.0	4	6.0	0.30	11.0	2	2S220-0400-030-NC	★	4.0	50.0	3.7
5.0	5	7.5	0.50	14.0	2	2S220-0500-050-NC	★	5.0	50.0	4.7
6.0	6	9.0	1.00	17.0	2	2S220-0600-100-NC	★	6.0	57.0	5.7
8.0	8	12.0	1.00	23.0	2	2S220-0800-100-NC	★	8.0	63.0	7.7
10.0	10	15.0	1.50	29.0	2	2S220-1000-150-NC	★	10.0	72.0	9.7
12.0	12	18.0	1.50	35.0	2	2S220-1200-150-NC	★	12.0	83.0	11.7
16.0	16	24.0	2.00	47.0	2	2S220-1600-200-NC	★	16.0	92.0	15.7

FHA 30°
BSG COROMANT
TCDC h10
TCDCON h6



Versão métrica

							N	Dimensões, mm	
DC	CZC _{MS}	APMX	RE	LU	ZAFP	Código para pedido	H10	DCON _{MS}	LF
3.0	2	4.0	0.20	32.0	2	2S221-0300-020-NG	★	2.9	60.0
4.0	3	5.0	0.30	32.0	2	2S221-0400-030-NG	★	3.8	60.0
5.0	4	8.0	0.50	42.0	2	2S221-0500-050-NG	★	4.8	70.0
6.0	5	9.0	1.00	64.0	2	2S221-0600-100-NG	★	5.8	100.0
8.0	7	13.0	1.00	64.0	2	2S221-0800-100-NG	★	7.8	100.0
10.0	9	15.0	1.50	60.0	2	2S221-1000-150-NG	★	9.7	100.0
12.0	11	17.0	1.50	80.0	2	2S221-1200-150-NG	★	11.7	125.0
16.0	15	23.0	2.00	77.0	2	2S221-1600-200-NG	★	15.7	125.0
20.0	19	26.0	2.50	100.0	2	2S221-2000-250-NG	★	19.7	150.0



A187



A194



E9



E22

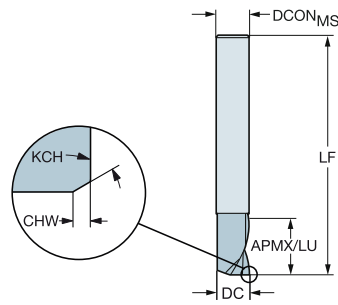


E14

Fresa de topo CoroMill® Plura inteiraça de metal duro para remoção de cavacos grandes

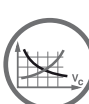
Para materiais não ferrosos

FHA 30°
 BSG DIN 6527 L
 TCDC h10
 TCDCON h6



Versão métrica

DC	CZC _{MS}	APMX	CHW	KCH	LU	ZEFP	Código para pedido	N		Dimensões, mm	
								1600	H10F	DCON _{MS}	LF
3.0	6	7.0			7.0	1	2P230-0300-NA	*		6.0	57.0
	6	7.0			7.0	1	2P231-0300-NA	*		6.0	57.0
4.0	6	8.0			8.0	1	2P230-0400-NA	*		6.0	57.0
	6	8.0			8.0	1	2P231-0400-NA	*		6.0	57.0
5.0	6	10.0			10.0	1	2P230-0500-NA	*		6.0	57.0
	6	10.0			10.0	1	2P231-0500-NA	*		6.0	57.0
6.0	6	10.0			10.0	1	2P230-0600-NA	*		6.0	57.0
	6	10.0			10.0	1	2P231-0600-NA	*		6.0	57.0
8.0	8	16.0			16.0	1	2P230-0800-NA	*		8.0	63.0
	8	16.0			16.0	1	2P231-0800-NA	*		8.0	63.0
10.0	10	19.0	0.10	45°	19.0	1	2P230-1000-NA	*		10.0	72.0
	10	19.0	0.10	45°	19.0	1	2P231-1000-NA	*		10.0	72.0



A187



A194



E9



E22



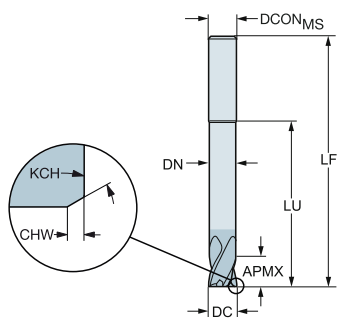
E14



Fresa de topo CoroMill® Plura inteiriça de metal duro para remoção de cavacos grandes

Para material não ferrosos com teor de silício de > 9%

FHA 30°
 BSG COROMANT
 TCDC h10
 TCDCON h6



Versão métrica

DC	CZC _{MS}	APMX	CHW	KCH	LU	ZEFP	Código para pedido	N O		Dimensões, mm		
								N20C	O20C	DCON _{MS}	LF	DN
1.0	3	1.0			2.0	2	2P210-0100-NC	★	☆	3.0	50.0	
1.5	3	1.5			1.5	2	2P210-0150-NC	★	☆	3.0	50.0	
2.0	3	2.0			2.0	2	2P210-0200-NC	★	☆	3.0	50.0	
3.0	6	3.0			3.0	2	2P210-0300-NC	★	☆	6.0	80.0	
4.0	6	4.0			40.0	2	2P210-0400-NC	★	☆	6.0	100.0	3.8
5.0	6	5.0			50.0	2	2P210-0500-NC	★	☆	6.0	100.0	4.8
6.0	6	6.0			60.0	4	2P210-0600-NC	★	☆	6.0	100.0	5.7
8.0	8	8.0			80.0	4	2P210-0800-NC	★	☆	8.0	120.0	7.6
10.0	10	10.0	0.10	45°	100.0	4	2P210-1000-NC	★	☆	10.0	150.0	9.5
12.0	12	12.0	0.10	45°	100.0	4	2P210-1200-NC	★	☆	12.0	150.0	11.4
16.0	16	16.0	0.15	45°	100.0	4	2P210-1600-NC	★	☆	16.0	150.0	15.2

C

D

E



Fresa de topo CoroMill® Plura inteira de metal duro para desbaste com quebra-cavacos

Quando usar

Primeira escolha para desbaste em alumínio, grafite e materiais termoplásticos

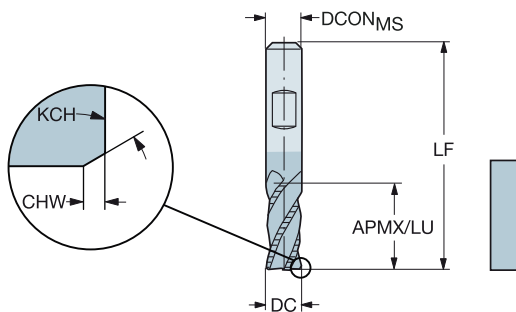
Material ISO	P	M	K	S	N
Classe	H10F	1620	1640		
Haste	Cilíndrica	Weldon			



Fresa de topo CoroMill® Plura inteiraça de metal duro para desbaste com quebra-cavacos

Para materiais ISO S

FHA 30°
 BSG DIN 6527 L
 TCDC h10
 TCDCON h6



B Versão métrica

							M	S	Dimensões, mm		
DC	CZC _{MS}	APMX	CHW	KCH	LU	ZEFP	Código para pedido	1620	1620	DCON _{MS}	LF
6.0	6	13.0			13.0	4	R216.34-06030-BC13B	☆	★	6.0	57.0
8.0	8	19.0			19.0	4	R216.34-08030-BC19B	☆	★	8.0	63.0
10.0	10	22.0	0.10	45°	22.0	4	R216.34-10030-BC22B	☆	★	10.0	72.0
12.0	12	26.0	0.10	45°	26.0	4	R216.34-12030-BC26B	☆	★	12.0	83.0
16.0	16	32.0	0.15	45°	32.0	4	R216.34-16030-BC32B	☆	★	16.0	92.0
18.0	18	32.0	0.15	45°	32.0	4	R216.34-18030-BC32B	☆	★	18.0	92.0
20.0	20	38.0	0.15	45°	38.0	4	R216.34-20030-BC38B	☆	★	20.0	104.0
25.0	25	45.0	0.15	45°	45.0	5	R216.35-25030-BC45B	☆	★	25.0	121.0

C

D

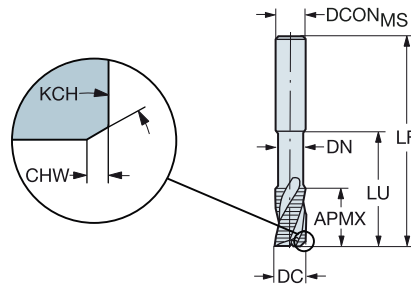

E



Fresa de topo CoroMill® Plura inteiraça de metal duro para desbaste com quebra-cavacos

Para materiais não ferrosos

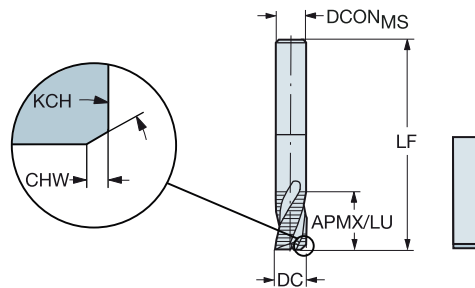

FHA 40°
 BSG COROMANT
 TCDC h12
 TCDCON h5



Versão métrica

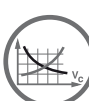
							N	Dimensões, mm			
DC	CZC _{MS}	APMX	CHW	KCH	LU	ZEFP	Código para pedido	HTOF	DCON _{MS}	LF	DN
6.0	8	10.0	0.64	55°	24.0	3	R216.33-06040-AJ10U	*	8.0	63.0	5.5
8.0	10	12.0	0.64	55°	29.0	3	R216.33-08040-AJ12U	*	10.0	72.0	7.5
10.0	12	14.0	0.83	55°	35.0	3	R216.33-10040-AJ14U	*	12.0	83.0	9.5
12.0	12	16.0	0.83	55°	50.0	3	R216.33-12040-AJ16U	*	12.0	100.0	11.4
16.0	16	20.0	1.00	55°	63.0	3	R216.33-16040-AJ20U	*	16.0	115.0	15.2
20.0	20	20.0	1.00	55°	70.0	3	R216.33-20040-AJ20U	*	20.0	125.0	19.0
25.0	25	25.0	1.29	55°	75.0	3	R216.33-25040-AJ25U	*	25.0	135.0	23.8

FHA 40°
 BSG DIN 6527 L
 TCDC h12
 TCDCON h5



Versão métrica

							N	Dimensões, mm		
DC	CZC _{MS}	APMX	CHW	KCH	LU	ZEFP	Código para pedido	HTOF	DCON _{MS}	LF
6.0	6	13.0	0.64	55°	13.0	3	R216.33-06040-AC13U	*	6.0	57.0
8.0	8	19.0	0.64	55°	19.0	3	R216.33-08040-AC19U	*	8.0	63.0
10.0	10	22.0	0.83	55°	22.0	3	R216.33-10040-AC22U	*	10.0	72.0
12.0	12	26.0	0.83	55°	26.0	3	R216.33-12040-AC26U	*	12.0	83.0
14.0	14	26.0	1.00	55°	26.0	3	R216.33-14040-AC26U	*	14.0	83.0
16.0	16	32.0	1.00	55°	32.0	3	R216.33-16040-AC32U	*	16.0	92.0
20.0	20	38.0	1.00	55°	38.0	3	R216.33-20040-AC38U	*	20.0	104.0



A188



A194



E9



E22



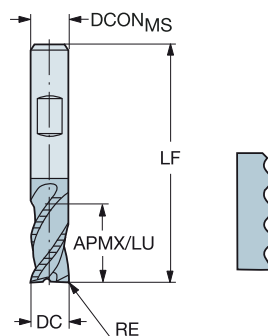
E14



Fresa de topo CoroMill® Plura inteiraça de metal duro para desbaste com quebra-cavacos

Para aços com dureza ≤ 48 HRc

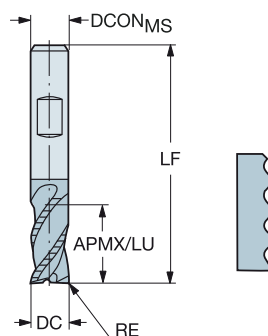
FHA 30°
BSG DIN 6527 K
TCDC h12
TCDCON h6



Versão métrica

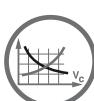
DC	CZC _{MS}	APMX	RE	LU	ZEFP	Código para pedido	Dimensões, mm				
							P	M	K		
6.0	6	7.0	0.35	7.0	3	R216.33-06030-BS07K	1640	1640	1640	DCON _{MS}	LF
8.0	8	9.0	0.40	9.0	3	R216.33-08030-BS09K	★	★	★	8.0	58.0
10.0	10	11.0	0.40	11.0	3	R216.33-10030-BS11K	★	★	★	10.0	66.0
12.0	12	12.0	0.40	12.0	3	R216.33-12030-BS12K	★	★	★	12.0	73.0
14.0	14	14.0	0.40	14.0	3	R216.33-14030-BS14K	★	★	★	14.0	75.0
16.0	16	16.0	0.40	16.0	3	R216.33-16030-BS16K	★	★	★	16.0	82.0
20.0	20	20.0	0.40	20.0	3	R216.33-20030-BS20K	★	★	★	20.0	92.0

FHA 40°
BSG DIN 6527 L
TCDC h12
TCDCON h6



Versão métrica

DC	CZC _{MS}	APMX	RE	LU	ZEFP	Código para pedido	Dimensões, mm				
							P	M	K		
6.0	6	13.0	0.35	13.0	4	R216.34-06040-BC13K	1640	1640	1640	DCON _{MS}	LF
8.0	8	19.0	0.35	19.0	4	R216.34-08040-BC19K	★	★	★	8.0	63.0
10.0	10	22.0	0.40	22.0	4	R216.34-10040-BC22K	★	★	★	10.0	72.0
12.0	12	26.0	0.40	26.0	4	R216.34-12040-BC26K	★	★	★	12.0	83.0
14.0	14	26.0	0.40	26.0	4	R216.34-14040-BC26K	★	★	★	14.0	83.0
16.0	16	32.0	0.40	32.0	4	R216.34-16040-BC32K	★	★	★	16.0	92.0
18.0	18	32.0	0.40	32.0	4	R216.34-18040-BC32K	★	★	★	18.0	92.0
20.0	20	38.0	0.40	38.0	4	R216.34-20040-BC38K	★	★	★	20.0	104.0



A188



A194



E9



E22

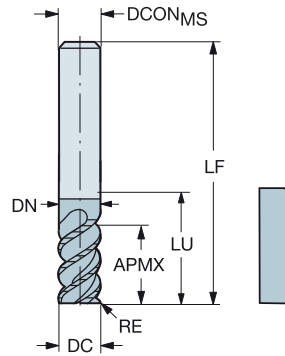


E14

Fresa de topo CoroMill® Plura inteiraça de metal duro para desbaste com quebra-cavacos

Para aços com dureza ≤ 48 HRC

FHA 45°
BSG DIN 6527 L
TCDC h12
TCDCON h6



Versão métrica

DC	CZC _{MS}	APMX	RE	LU	ZEFP	Código para pedido	Dimensões, mm					
							P	M	S			
16.0	16	32.0	4.00	44.0	6	R216.36-16045ICC32K	★	☆	☆	16.0	92.0	15.2
	16	32.0	4.00	64.0	6	R216.36-16045ICK32K	★	☆	☆	16.0	112.0	15.2
20.0	20	38.0	4.00	54.0	6	R216.36-20045ICC38K	★	☆	☆	20.0	104.0	19.0
	20	38.0	4.00	80.0	6	R216.36-20045ICK38K	★	☆	☆	20.0	130.0	19.0
25.0	25	45.0	4.00	65.0	8	R216.38-25045ICC45K	★	☆	☆	25.0	121.0	23.8
	25	45.0	4.00	100.0	8	R216.38-25045ICK45K	★	☆	☆	25.0	156.0	23.8



A188



A194



E9



E22

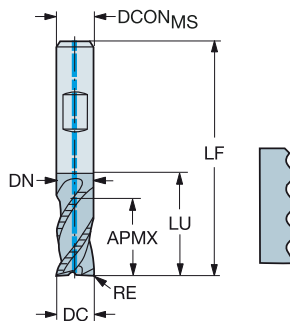


E14

Fresa de topo CoroMill® Plura inteiraça de metal duro para desbaste com quebra-cavacos

Para aços e aços inoxidáveis

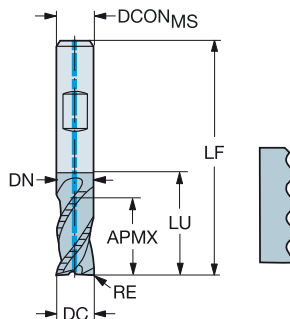
FHA 40°
 BSG DIN 6527 K
 TCDC h12
 TCDCON h6



B Versão métrica

DC	CZC _{MS}	APMX	RE	LU	CNSC	CXSC	ZEPF	Código para pedido	P	M	K	S	Dimensões, mm		
6.0	6	7.0	0.35	16.0	1	1	4	R215.34C06040-DS07K	1640	1640	1640	1640	DCON _{MS}	LF	DN
8.0	8	9.0	0.40	20.0	1	1	4	R215.34C08040-DS09K	★	★	☆	☆	8.0	58.0	7.5
10.0	10	11.0	0.40	24.0	1	1	4	R215.34C10040-DS11K	★	★	☆	☆	10.0	66.0	9.5
12.0	12	12.0	0.40	26.0	1	1	4	R215.34C12040-DS12K	★	★	☆	☆	12.0	73.0	11.4
16.0	16	16.0	0.40	32.0	1	1	4	R215.34C16040-DS16K	★	★	☆	☆	16.0	82.0	15.2
20.0	20	20.0	0.40	40.0	1	1	4	R215.34C20040-DS20K	★	★	☆	☆	20.0	92.0	19.0

FHA 40°
 BSG DIN 6527 L
 TCDC h12
 TCDCON h6



D Versão métrica

DC	CZC _{MS}	APMX	RE	LU	CNSC	CXSC	ZEPF	Código para pedido	P	M	K	S	Dimensões, mm		
6.0	6	13.0	0.35	19.0	1	1	4	R215.34C06040-DC13K	1640	1640	1640	1640	DCON _{MS}	LF	DN
8.0	8	19.0	0.40	25.0	1	1	4	R215.34C08040-DC19K	★	★	☆	☆	8.0	63.0	7.5
10.0	10	22.0	0.40	30.0	1	1	4	R215.34C10040-DC22K	★	★	☆	☆	10.0	72.0	9.5
12.0	12	26.0	0.40	36.0	1	1	4	R215.34C12040-DC26K	★	★	☆	☆	12.0	83.0	11.4
16.0	16	32.0	0.40	42.0	1	1	4	R215.34C16040-DC32K	★	★	☆	☆	16.0	92.0	15.2
20.0	20	38.0	0.40	52.0	1	1	4	R215.34C20040-DC38K	★	★	☆	☆	20.0	104.0	19.0



Fresa de topo CoroMill® Plura inteira de metal duro para acabamento

Quando usar


Primeira escolha para acabamento em operações de fresamento de cantos a 90°
Pode ser usada em operações de desbaste com pouco contato radial se for desejada uma alta faixa de avanço (estratégia trocoidal)

Material ISO	P	M	K	S	H
Classe	1610		1620		
Haste	Cilíndrica				

Gama de produtos

Para aços endurecidos com dureza ≤ 43 HRC ≤ 63

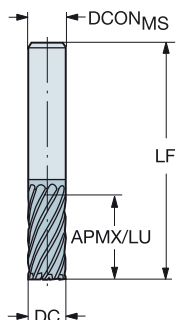
Para aços e aços inoxidáveis com dureza ≤ 48 HRC



Fresa de topo CoroMill® Plura inteiraça de metal duro para acabamento

Para aços endurecidos com dureza ≤ 43 HRc ≤ 63

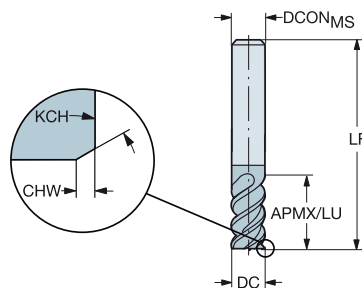
FHA 30°
 BSG DIN 6527 L
 TCDC h10
 TCDCON h6



Versão métrica

DC	CZC _{MS}	APMX	LU	ZEFP	Código para pedido	P H		Dimensões, mm	
						1610	1610	DCON _{MS}	LF
5.0	6	13.0	13.0	6	R215.36-05030-AC13H	☆	★	6.0	57.0
6.0	6	13.0	13.0	6	R215.36-06030-AC13H	☆	★	6.0	57.0
8.0	8	19.0	19.0	8	R215.38-08030-AC19H	☆	★	8.0	63.0
10.0	10	22.0	22.0	10	R215.3A-10030-AC22H	☆	★	10.0	72.0
12.0	12	26.0	26.0	12	R215.3C-12030-AC26H	☆	★	12.0	83.0
14.0	14	26.0	26.0	14	R215.3E-14030-AC26H	☆	★	14.0	83.0
16.0	16	32.0	32.0	16	R215.3G-16030-AC32H	☆	★	16.0	92.0
20.0	20	38.0	38.0	16	R215.3G-20030-AC38H	☆	★	20.0	104.0

FHA 50°
 BSG DIN 6527 L
 TCDC h10
 TCDCON h6



Versão métrica

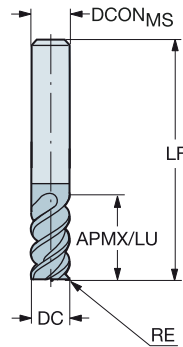
DC	CZC _{MS}	APMX	CHW	KCH	LU	ZEFP	Código para pedido	P H		Dimensões, mm	
								1610	1610	DCON _{MS}	LF
3.0	6	8.0	0.10	45°	8.0	4	R215.34-03050-AC08H	☆	★	6.0	57.0
4.0	6	11.0	0.10	45°	11.0	4	R215.34-04050-AC11H	☆	★	6.0	57.0
6.0	6	13.0	0.10	45°	13.0	6	R215.36-06050-AC13H	☆	★	6.0	57.0
8.0	8	19.0	0.10	45°	19.0	6	R215.36-08050-AC19H	☆	★	8.0	63.0
10.0	10	22.0	0.10	45°	22.0	6	R215.36-10050-AC22H	☆	★	10.0	72.0
12.0	12	26.0	0.10	45°	26.0	6	R215.36-12050-AC26H	☆	★	12.0	83.0
16.0	16	32.0	0.15	45°	32.0	6	R215.36-16050-AC32H	☆	★	16.0	92.0
20.0	20	38.0	0.15	45°	38.0	8	R215.38-20050-AC38H	☆	★	20.0	104.0



Fresa de topo CoroMill® Plura inteiraça de metal duro para acabamento

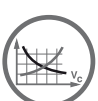
Para aços endurecidos com dureza $\leq 43 \text{ HRc}$ ≤ 63

FHA 50°
BSG DIN 6527 L
TCDC h9
TCDCON h5



Versão métrica

						P	H	Dimensões, mm		
DC	CZC _{MS}	APMX	RE	LU	ZEP	Código para pedido	1610	1610	DCON _{MS}	LF
3.0	6	8.0	0.50	8.0	4	R215.24-03050BAC08H	☆	★	6.0	57.0
4.0	6	11.0	0.50	11.0	4	R215.24-04050BAC11H	☆	★	6.0	57.0
6.0	6	13.0	0.50	13.0	6	R215.26-06050BAC13H	☆	★	6.0	57.0
8.0	8	19.0	0.50	19.0	6	R215.26-08050BAC19H	☆	★	8.0	63.0
10.0	10	22.0	1.00	22.0	6	R215.26-10050CAC22H	☆	★	10.0	72.0
	10	22.0	1.50	22.0	6	R215.26-10050DAC22H	☆	★	10.0	72.0
	10	22.0	2.00	22.0	6	R215.26-10050EAC22H	☆	★	10.0	72.0
12.0	12	26.0	1.00	26.0	6	R215.26-12050CAC26H	☆	★	12.0	83.0
16.0	16	32.0	1.50	32.0	6	R215.26-16050DAC32H	☆	★	16.0	92.0
20.0	20	38.0	1.50	38.0	8	R215.28-20050DAC38H	☆	★	20.0	104.0



A189



A194



E9



E22

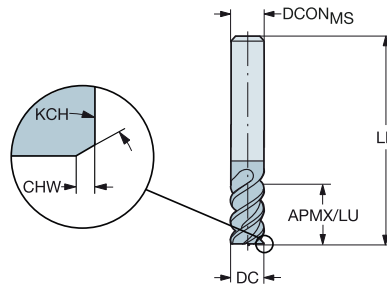


E14

Fresa de topo CoroMill® Plura inteiraça de metal duro para acabamento

Para aços inoxidáveis e aços com dureza ≤ 48 HRc

FHA 50°
 BSG DIN 6527 L
 TCDC h10
 TCDCON h6



B Versão métrica

DC	CZC _{MS}	APMX	CHW	KCH	LU	ZEFP	Código para pedido	Dimensões, mm					
								P	M	K	S		
3.0	6	8.0	0.10	45°	8.0	4	R215.34-03050-AC08L	★	★	☆	☆	DCON _{MS}	LF
4.0	6	11.0	0.10	45°	11.0	4	R215.34-04050-AC11L	★	★	☆	☆	6.0	57.0
5.0	6	13.0	0.10	45°	13.0	5	R215.35-05050-AC13L	★	★	☆	☆	6.0	57.0
6.0	6	13.0	0.10	45°	13.0	6	R215.36-06050-AC13L	★	★	☆	☆	6.0	57.0
8.0	8	19.0	0.10	45°	19.0	6	R215.36-08050-AC19L	★	★	☆	☆	8.0	63.0
10.0	10	22.0	0.10	45°	22.0	6	R215.36-10050-AC22L	★	★	☆	☆	10.0	72.0
12.0	12	26.0	0.10	45°	26.0	6	R215.36-12050-AC26L	★	★	☆	☆	12.0	83.0
16.0	16	32.0	0.15	45°	32.0	6	R215.36-16050-AC32L	★	★	☆	☆	16.0	92.0
20.0	20	38.0	0.15	45°	38.0	8	R215.38-20050-AC38L	★	★	☆	☆	20.0	104.0

C

D

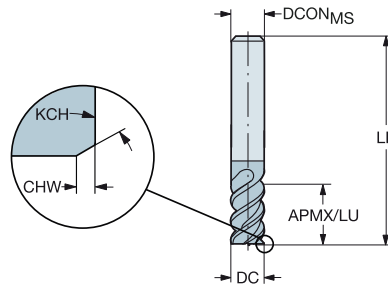
E



Fresa de topo CoroMill® Plura inteiraça de metal duro para acabamento

Para aços inoxidáveis e aços com dureza ≤ 48 HRc

FHA 60°
 BSG DIN 6527 L
 TCDC h10
 TCDCON h6



Versão métrica

DC	CZC _{MS}	APMX	CHW	KCH	LU	ZEFP	Código para pedido	Dimensões, mm					
								P	M	K	S		
6.0	6	13.0	0.10	45°	13.0	6	R215.36-06060-AC13L	★	★	☆	☆	6.0	57.0
8.0	8	19.0	0.10	45°	19.0	6	R215.36-08060-AC19L	★	★	☆	☆	8.0	63.0
10.0	10	22.0	0.10	45°	22.0	6	R215.36-10060-AC22L	★	★	☆	☆	10.0	72.0
12.0	12	26.0	0.10	45°	26.0	6	R215.36-12060-AC26L	★	★	☆	☆	12.0	83.0
14.0	14	26.0	0.15	45°	26.0	6	R215.36-14060-AC26L	★	★	☆	☆	14.0	83.0
16.0	16	32.0	0.15	45°	32.0	6	R215.36-16060-AC32L	★	★	☆	☆	16.0	92.0
18.0	18	32.0	0.15	45°	32.0	6	R215.36-18060-AC32L	★	★	☆	☆	18.0	92.0
20.0	20	38.0	0.15	45°	38.0	6	R215.36-20060-AC38L	★	★	☆	☆	20.0	104.0



A
B
C
D
E

FRESAMENTO Otimizado

Fresa de topo CoroMill® Plura inteiraça de metal duro para acabamento

Para aços inoxidáveis e aços com dureza ≤ 48 HRc

FHA 50°
BSG COROMANT
TCDC h9
TCDCON h6

Versão em polegadas

DC	CZC _{MS}	APMX	RE	LU	ZEPF	Código para pedido	Dimensões, polegadas				
							P	M	S		
.063	1/4	.188	.016	.188	4	RA215.24-0450AAK13L	0.021	0.021	0.021	.250	3.000
.094	1/4	.281	.016	.281	4	RA215.24-0650AAK18L	★	★	★	.250	3.000
	1/4	.281	.031	.281	4	RA215.24-0650BAK18L	★	★	★	.250	3.000
.125	1/4	.375	.016	.375	4	RA215.24-0850AAK06L	★	★	★	.250	3.000
	1/4	.375	.031	.375	4	RA215.24-0850BAK06L	★	★	★	.250	3.000
.156	1/4	.500	.016	.500	4	RA215.24-1050AAK08L	★	★	★	.250	3.000
	1/4	.500	.031	.500	4	RA215.24-1050BAK08L	★	★	★	.250	3.000
.188	1/4	.571	.016	.563	6	RA215.26-1250AAK09L	★	★	★	.250	3.000
	1/4	.571	.031	.563	6	RA215.26-1250BAK09L	★	★	★	.250	3.000
.250	1/4	.750	.016	.750	6	RA215.26-1650AAK12L	★	★	★	.250	3.000
	1/4	.750	.031	.750	6	RA215.26-1650BAK12L	★	★	★	.250	3.000
	1/4	1.125	.031	1.125	6	RA215.26-1650BAL18L	★	★	★	.250	4.000
.313	3/8	1.000	.016	1.000	6	RA215.26-2050AAK15L	★	★	★	.375	3.500
	3/8	1.400	.031	1.406	6	RA215.26-2050BAL23L	★	★	★	.375	4.500
	3/8	1.000	.031	1.000	6	RA215.26-2050BAK15L	★	★	★	.375	3.500
.375	3/8	1.125	.031	1.125	6	RA215.26-2450BAK18L	★	★	★	.375	3.500
	3/8	1.666	.063	1.688	6	RA215.26-2450DAL27L	★	★	★	.375	4.500
	3/8	1.125	.063	1.125	6	RA215.26-2450DAK18L	★	★	★	.375	3.500
.500	1/2	1.500	.031	1.500	6	RA215.26-3250BAK24L	★	★	★	.500	4.000
	1/2	1.500	.063	1.500	6	RA215.26-3250DAK24L	★	★	★	.500	4.000
	1/2	2.250	.063	2.250	6	RA215.26-3250DAL36L	★	★	★	.500	5.000
.625	5/8	1.875	.063	1.875	6	RA215.26-4050DAK30L	★	★	★	.625	4.500
	5/8	2.813	.125	2.813	6	RA215.26-4050HAL45L	★	★	★	.625	5.500
.750	3/4	2.250	.063	2.250	8	RA215.28-4850DAK36L	★	★	★	.750	5.000
	3/4	3.375	.125	3.375	8	RA215.28-4850HAL54L	★	★	★	.750	6.000

A189 A194 E9 E22 E14

A 104

Fresa de topo CoroMill® Plura inteiriça de metal duro para microfresamento

Quando usar

Uma excelente ferramenta especial para desbaste em usinagem de peças pequenas

Gama de produtos

Para vários materiais com dureza ≤ 63 HRC

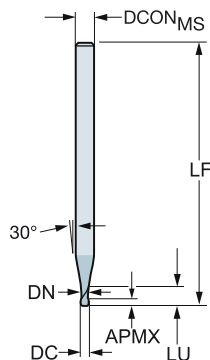
Material ISO	P M K N S H
Classe	1620
Haste	Cilíndrica



Fresa de topo CoroMill® Plura inteiraça de metal duro para microfresamento

Para vários materiais com dureza ≤ 63 HRc

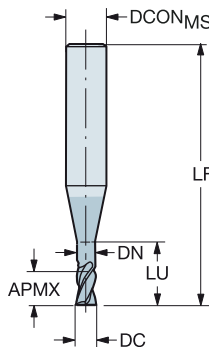
FHA 30°
 BSG COROMANT
 TCDC h9
 TCDCON h6



Versão métrica

DC	CZC _{MS}	APMX	LU	ZEFP	Código para pedido	P	M	K	N	S	H	Dimensões, mm		
						1620	1620	1620	1620	1620	DCON _{MS}	LF	DN	
0.4	3	0.4	1.3	2	2P211-0040-PC	*	*	*	*	*	*	3.0	38.0	0.4
0.5	3	0.5	1.5	2	2P211-0050-PC	*	*	*	*	*	*	3.0	38.0	0.5
0.6	3	0.5	2.5	2	2P212-0050-PC	*	*	*	*	*	*	3.0	60.0	0.5
	3	0.6	1.8	2	2P211-0060-PC	*	*	*	*	*	*	3.0	38.0	0.6
0.8	3	0.6	3.0	2	2P212-0060-PC	*	*	*	*	*	*	3.0	60.0	0.6
	3	0.8	2.0	2	2P211-0080-PC	*	*	*	*	*	*	3.0	38.0	0.8
1.0	3	0.8	4.0	2	2P212-0080-PC	*	*	*	*	*	*	3.0	60.0	0.8
	3	1.0	2.5	2	2P211-0100-PC	*	*	*	*	*	*	3.0	38.0	1.0
	3	1.0	5.0	2	2P212-0100-PC	*	*	*	*	*	*	3.0	60.0	1.0

FHA 30°
 BSG COROMANT
 TCDC h9
 TCDCON h6



DC	CZC _{MS}	APMX	LU	ZEFP	Código para pedido	P	M	K	N	S	H	Dimensões, mm		
						1620	1620	1620	1620	1620	DCON _{MS}	LF	DN	
0.4	6	0.4	1.0	2	R216.32-00430-AE04G	*	*	*	*	*	*	6.0	54.0	0.4
0.5	6	0.5	1.2	2	R216.32-00530-AE05G	*	*	*	*	*	*	6.0	54.0	0.5
	6	0.5	2.5	2	R216.32-00530-AI05G	*	*	*	*	*	*	6.0	57.0	0.5
0.6	6	0.5	5.0	2	R216.32-00530-AJ05G	*	*	*	*	*	*	6.0	57.0	0.5
	6	0.6	1.5	2	R216.32-00630-AE06G	*	*	*	*	*	*	6.0	54.0	0.6
0.8	6	0.6	3.0	2	R216.32-00630-AI06G	*	*	*	*	*	*	6.0	57.0	0.6
	6	0.6	6.0	2	R216.32-00630-AJ06G	*	*	*	*	*	*	6.0	57.0	0.6
1.0	6	0.8	2.0	2	R216.32-00830-AE08G	*	*	*	*	*	*	6.0	54.0	0.8
	6	0.8	4.0	2	R216.32-00830-AI08G	*	*	*	*	*	*	6.0	57.0	0.8
1.0	6	0.8	8.0	2	R216.32-00830-AJ08G	*	*	*	*	*	*	6.0	57.0	0.8
	6	1.0	2.5	2	R216.32-01030-AE10G	*	*	*	*	*	*	6.0	54.0	1.0
1.0	6	1.0	5.0	2	R216.32-01030-AI10G	*	*	*	*	*	*	6.0	57.0	1.0
	6	1.0	10.0	2	R216.32-01030-AJ10G	*	*	*	*	*	*	6.0	57.0	1.0



Fresa de topo CoroMill® Plura inteiraça de metal duro Ball Nose para microfresamento

Quando usar

Dedicada para perfilamento na usinagem de peças pequenas

Material ISO	P M K N S H
Classe	1620 1700
Haste	Cilíndrica

Gama de produtos

Vários materiais com dureza ≤ 63 HRc

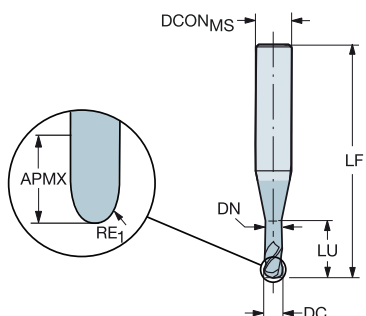
Para aços endurecidos com dureza ≤ 43 HRc ≤ 63



Fresa de topo CoroMill® Plura inteiraça de metal duro Ball Nose para microfresamento

Para vários materiais com dureza ≤ 63 HRc

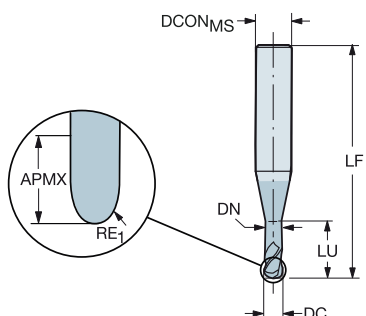

FHA 30°
 BSG COROMANT
 TCDC h9
 TCDCON h6
 PSIR 0°



Versão métrica

DC	CZC _{MS}	APMX	RE ₁	LU	ZEFP	Código para pedido	P	M	K	N	S	H	Dimensões, mm		
							1620	1620	1620	1620	1620	1620	DCON _{MS}	LF	DN
0.4	6	0.4	0.20	1.0	2	R216.42-00430-AE04G	*	*	*	*	*	*	6.0	54.0	0.4
0.5	6	0.5	0.25	1.2	2	R216.42-00530-AE05G	*	*	*	*	*	*	6.0	54.0	0.5
0.6	6	0.6	0.30	1.5	2	R216.42-00630-AE06G	*	*	*	*	*	*	6.0	54.0	0.6
0.8	6	0.8	0.40	2.0	2	R216.42-00830-AE08G	*	*	*	*	*	*	6.0	54.0	0.8
1.0	6	1.0	0.50	2.5	2	R216.42-01030-AE10G	*	*	*	*	*	*	6.0	54.0	1.0

FHA 30°
 BSG COROMANT
 TCDC h9
 TCDCON h6
 PSIR 0°



Versão métrica

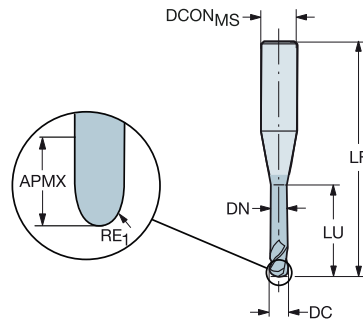
DC	CZC _{MS}	APMX	RE ₁	LU	ZEFP	Código para pedido	P	M	K	N	S	H	Dimensões, mm		
							1620	1620	1620	1620	1620	1620	DCON _{MS}	LF	DN
0.5	6	0.5	0.25	2.5	2	R216.42-00530-AO05G	*	*	*	*	*	*	6.0	57.0	0.5
0.6	6	0.6	0.30	3.0	2	R216.42-00630-AO06G	*	*	*	*	*	*	6.0	57.0	0.6
0.8	6	0.8	0.40	4.0	2	R216.42-00830-AO08G	*	*	*	*	*	*	6.0	57.0	0.8
1.0	6	1.0	0.50	5.0	2	R216.42-01030-AO10G	*	*	*	*	*	*	6.0	57.0	1.0



Fresa de topo CoroMill® Plura inteiraça de metal duro Ball Nose para microfresamento

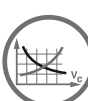
Para vários materiais com dureza ≤ 63 HRc

FHA 30°
 BSG COROMANT
 TCDC h9
 TCDCON h6
 PSIR 0°



Versão métrica

DC	CZC _{MS}	APMX	RE ₁	LU	ZEFP	Código para pedido	P	M	K	N	S	H	Dimensões, mm		
							1620	1620	1620	1620	1620	1620	DCON _{MS}	LF	DN
0.5	6	0.5	0.25	5.0	2	R216.42-00530-AJ05G	*	*	*	*	*	*	6.0	57.0	0.5
0.6	6	0.6	0.30	6.0	2	R216.42-00630-AJ06G	*	*	*	*	*	*	6.0	57.0	0.6
0.8	6	0.8	0.40	8.0	2	R216.42-00830-AJ08G	*	*	*	*	*	*	6.0	57.0	0.8
1.0	6	1.0	0.50	10.0	2	R216.42-01030-AJ10G	*	*	*	*	*	*	6.0	57.0	1.0



A190



A194



E9



E22

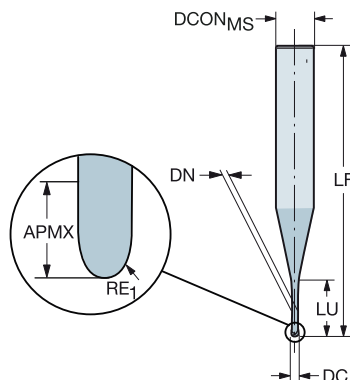


E14

Fresa de topo CoroMill® Plura inteiraça de metal duro Ball Nose para microfresamento

Para aços endurecidos com dureza ≤ 43 HRc ≤ 63

FHA 30°
 BSG COROMANT
 TCDC h8
 TCDCON h5
 PSIR 0°



Versão métrica

						H	Dimensões, mm			
DC	CZC _{MS}	APMX	RE ₁	LU	ZEFP	Código para pedido	1700	DCON _{MS}	LF	DN
0.2	4	0.2	0.10	0.3	2	R216.42-00230-EC02G	★	4.0	45.0	0.2
	4	0.2	0.10	2.0	2	R216.42-00230-IC02G	★	4.0	45.0	0.2
0.3	4	0.3	0.15	0.5	2	R216.42-00330-EC03G	★	4.0	45.0	0.3
	4	0.3	0.15	0.9	2	R216.42-00330-FC03G	★	4.0	45.0	0.3
	4	0.3	0.15	1.5	2	R216.42-00330-GC03G	★	4.0	45.0	0.3
	4	0.3	0.15	2.0	2	R216.42-00330-HC03G	★	4.0	45.0	0.3
	4	0.3	0.15	3.0	2	R216.42-00330-JC03G	★	4.0	45.0	0.3
0.4	4	0.3	0.20	0.6	2	R216.42-00430-EC04G	★	4.0	45.0	0.4
	4	0.3	0.20	1.2	2	R216.42-00430-FC04G	★	4.0	45.0	0.4
	4	0.3	0.20	2.0	2	R216.42-00430-GC04G	★	4.0	45.0	0.4
	4	0.3	0.20	4.0	2	R216.42-00430-JC04G	★	4.0	45.0	0.4
0.5	4	0.4	0.25	0.8	2	R216.42-00530-EC05G	★	4.0	45.0	0.5
	4	0.4	0.25	1.5	2	R216.42-00530-FC05G	★	4.0	45.0	0.5
	4	0.4	0.25	3.0	2	R216.42-00530-HC05G	★	4.0	45.0	0.5
	4	0.4	0.25	5.0	2	R216.42-00530-JC05G	★	4.0	45.0	0.5
0.8	4	0.5	0.40	1.2	2	R216.42-00830-EC08G	★	4.0	45.0	0.8
	4	0.5	0.40	2.4	2	R216.42-00830-FC08G	★	4.0	45.0	0.8
1.0	6	0.8	0.50	1.5	2	R216.42-01030-EC10G	★	6.0	45.0	1.0
	6	0.8	0.50	3.0	2	R216.42-01030-FC10G	★	6.0	45.0	1.0
	6	0.8	0.50	6.0	2	R216.42-01030-HC10G	★	6.0	45.0	1.0
	6	0.8	0.50	10.0	2	R216.42-01030-JC10G	★	6.0	50.0	1.0
1.2	6	1.1	0.60	3.6	2	R216.42-01230-FC12G	★	6.0	45.0	1.2
	6	1.4	0.75	2.3	2	R216.42-01530-EC15G	★	6.0	45.0	1.4
	6	1.4	0.75	4.5	2	R216.42-01530-FC15G	★	6.0	45.0	1.4
	6	1.4	0.75	8.0	2	R216.42-01530-GC15G	★	6.0	45.0	1.4
2.0	6	1.4	0.75	12.0	2	R216.42-01530-IC15G	★	6.0	50.0	1.4
	6	1.7	1.00	3.0	2	R216.42-02030-EC20G	★	6.0	45.0	1.9
	6	1.7	1.00	6.0	2	R216.42-02030-FC20G	★	6.0	45.0	1.9
	6	1.7	1.00	8.0	2	R216.42-02030-GC20G	★	6.0	45.0	1.9
	6	1.7	1.00	12.0	2	R216.42-02030-HC20G	★	6.0	50.0	1.9
	6	1.7	1.00	16.0	2	R216.42-02030-IC20G	★	6.0	50.0	1.9
2.5	6	1.7	1.00	20.0	2	R216.42-02030-JC20G	★	6.0	55.0	1.9
	6	2.0	1.25	15.0	2	R216.42-02530-HC25G	★	6.0	50.0	2.4
	6	2.0	1.25	20.0	2	R216.42-02530-IC25G	★	6.0	55.0	2.4



A190



A194



E9



E22



E14

Fresa de topo CoroMill® Plura Ball Nose inteiriça de metal duro para perfilamento

Quando usar

Perfilamento em diferentes materiais

Material ISO	P M K N S O
Classe	1620 1630
Haste	Cilíndrica

Gama de produtos

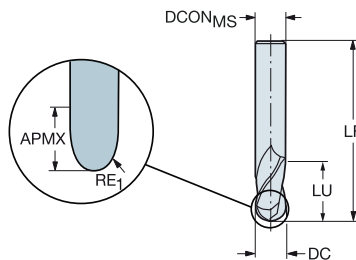

Para vários materiais com dureza ≤ 48 HRc



Fresa de topo CoroMill® Plura Ball Nose inteira de metal duro para perfilamento

Para materiais não ferrosos

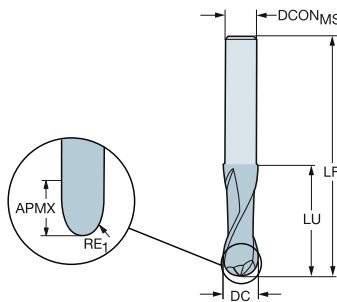
FHA 30°
 BSG COROMANT
 TCDC h9
 TCDCON h6
 PSIR 0°



Versão métrica

							N	Dimensões, mm	
DC	CZCMS	APMX	RE1	LU	ZEPF	Código para pedido	HUF	DCONMS	LF
2.0	6	6.0	1.00	6.0	2	R216.42-02030-AK60A	★	6.0	57.0
3.0	6	7.0	1.50	7.0	2	R216.42-03030-AK07A	★	6.0	80.0
4.0	6	8.0	2.00	8.0	2	R216.42-04030-AK08A	★	6.0	80.0
5.0	6	10.0	2.50	10.0	2	R216.42-05030-AK10A	★	6.0	80.0
6.0	6	10.0	3.00	10.0	2	R216.42-06030-AK10A	★	6.0	80.0
8.0	8	16.0	4.00	16.0	2	R216.42-08030-AK16A	★	8.0	100.0
10.0	10	19.0	5.00	19.0	2	R216.42-10030-AK19A	★	10.0	100.0
12.0	12	22.0	6.00	22.0	2	R216.42-12030-AK22A	★	12.0	100.0
16.0	16	26.0	8.00	26.0	2	R216.42-16030-AK26A	★	16.0	100.0

FHA 40°
 BSG COROMANT
 TCDC h10
 TCDCON h6
 PSIR 0°



Versão métrica

							N	Dimensões, mm	
DC	CZCMS	APMX	RE1	LU	ZEPF	Código para pedido	HUF	DCONMS	LF
3.0	2	4.0	1.50	32.0	2	2B320-0300-NG	★	2.9	60.0
4.0	3	5.0	2.00	32.0	2	2B320-0400-NG	★	3.8	60.0
5.0	4	8.0	2.50	42.0	2	2B320-0500-NG	★	4.8	70.0
6.0	5	9.0	3.00	64.0	2	2B320-0600-NG	★	5.8	100.0
8.0	7	13.0	4.00	64.0	2	2B320-0800-NG	★	7.8	100.0
10.0	9	15.0	5.00	60.0	2	2B320-1000-NG	★	9.7	100.0
12.0	11	17.0	6.00	80.0	2	2B320-1200-NG	★	11.7	125.0
16.0	15	23.0	8.00	77.0	2	2B320-1600-NG	★	15.7	125.0



A192



A194



E9



E22

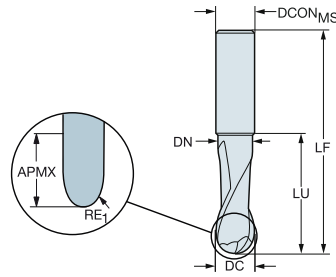


E14

Fresa de topo CoroMill® Plura Ball Nose inteira de metal duro para perfilamento

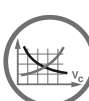
Para materiais não ferrosos

FHA 40°
 BSG COROMANT
 TCDC h10
 TCDCON h8
 PSIR 0°



Versão métrica

							N	Dimensões, mm		
DC	CZC _{MS}	APMX	RE ₁	LU	ZEFP	Código para pedido	PS	DCON _{MS}	LF	DN
3.0	3	5.0	1.50	8.8	2	2B330-0300-NC	★	3.0	38.0	2.7
4.0	4	7.0	2.00	11.8	2	2B330-0400-NC	★	4.0	50.0	3.7
5.0	5	10.0	2.50	14.8	2	2B330-0500-NC	★	5.0	50.0	4.7
6.0	6	11.0	3.00	17.8	2	2B330-0600-NC	★	6.0	57.0	5.7
8.0	8	14.0	4.00	23.8	2	2B330-0800-NC	★	8.0	63.0	7.7
10.0	10	18.0	5.00	29.8	2	2B330-1000-NC	★	10.0	73.0	9.7
12.0	12	22.0	6.00	35.8	2	2B330-1200-NC	★	12.0	83.0	11.7
16.0	16	29.0	8.00	47.8	2	2B330-1600-NC	★	16.0	92.0	15.7



A192



A194



E9



E22



E14

A

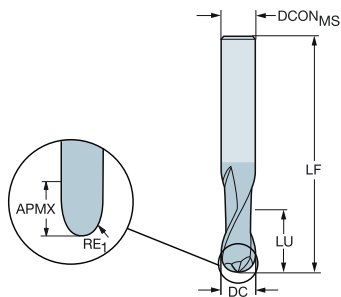
FRESAMENTO

Otimizado

Fresa de topo CoroMill® Plura Ball Nose inteira de metal duro para perfilamento

Para material não ferrosos com teor de silício de > 9%

FHA 30°
 BSG COROMANT
 TCDC h9
 TCDCON h8
 PSIR 0°



B

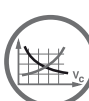
Versão métrica

DC	CZC _{MS}	APMX	RE ₁	LU	ZEFP	Código para pedido	N O		Dimensões, mm	
							N20C	N20C	DCON _{MS}	LF
1.0	3	3.0	0.50	3.0	2	2B230-0100-NA	★	☆	3.0	38.0
1.5	3	3.0	0.75	3.0	2	2B230-0150-NA	★	☆	3.0	38.0
2.0	3	6.0	1.00	6.0	2	2B230-0200-NA	★	☆	3.0	38.0
3.0	3	7.0	1.50	7.0	2	2B230-0300-NA	★	☆	3.0	38.0
4.0	6	8.0	2.00	8.0	2	2B230-0400-NA	★	☆	6.0	57.0
6.0	6	10.0	3.00	10.0	2	2B230-0600-NA	★	☆	6.0	57.0
8.0	8	16.0	4.00	16.0	2	2B230-0800-NA	★	☆	8.0	63.0
10.0	10	19.0	5.00	19.0	2	2B230-1000-NA	★	☆	10.0	72.0
12.0	12	22.0	6.00	22.0	2	2B230-1200-NA	★	☆	12.0	83.0

C

D

E



A192



A194



E9



E22



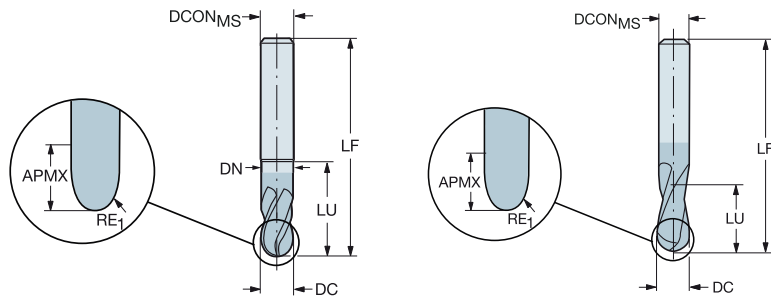
E14

Fresa de topo CoroMill® Plura Ball Nose inteira de metal duro para perfilamento

Para aços e aços inoxidáveis endurecidos com dureza ≤ 63 HRC

R216.42..30-AI..G
30°
COROMANT
TCDC h9
TCDCON h6
PSIR 0°

R216.4x..30-AK..G
30°
COROMANT
h9
h6
0°



Versão métrica

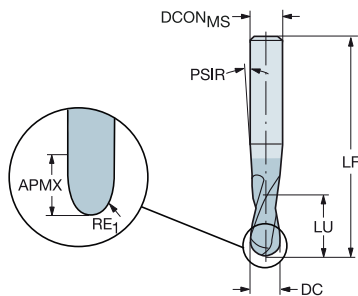
DC	CZC _{MS}	APMX	RE ₁	LU	ZEFP	Código para pedido	Dimensões, mm							
							P	M	K	S	H	DCON _{MS}	LF	DN
1.0	6	1.0	0.50	1.0	2	R216.42-01030-AI10G	☆	★	★	☆	★	6.0	57.0	
						R216.42-01030-AK15G	★	★	★	☆	★			
1.5	6	1.5	0.75	2.0	2	R216.42-01530-AI15G	☆	★	★	☆	★	6.0	57.0	
						R216.42-01530-AK20G	★	★	★	☆	★			
2.0	6	2.0	1.00	2.0	2	R216.42-02030-AI20G	☆	★	★	☆	★	6.0	57.0	
						R216.42-02030-AK30G	★	★	★	☆	★			
2.5	6	2.5	1.25	2.0	2	R216.42-02530-AI25G	☆	★	★	☆	★	6.0	57.0	
						R216.42-02530-AK30G	★	★	★	☆	★			
3.0	6	3.0	1.50	3.0	2	R216.42-03030-AI03G	☆	★	★	☆	★	6.0	57.0	
						R216.42-03030-AK04G	★	★	★	☆	★			
4.0	6	4.0	2.00	4.0	2	R216.42-04030-AI04G	☆	★	★	☆	★	6.0	57.0	
						R216.42-04030-AK05G	★	★	★	☆	★			
5.0	6	5.0	2.50	20.0	2	R216.42-05030-AI05G	☆	★	★	☆	★	6.0	57.0	4.9
						R216.42-05030-AK06G	★	★	★	☆	★			
6.0	6	6.0	3.00	21.0	2	R216.42-06030-AI06G	☆	★	★	☆	★	6.0	63.0	5.7
						R216.42-06030-AK10G	★	★	★	☆	★			
8.0	8	8.0	4.00	27.0	2	R216.42-08030-AI08G	☆	★	★	☆	★	8.0	63.0	7.7
						R216.42-08030-AK16G	★	★	★	☆	★			
10.0	10	10.0	5.00	32.0	2	R216.42-10030-AI10G	☆	★	★	☆	★	10.0	72.0	9.7
						R216.42-10030-AK19G	★	★	★	☆	★			
12.0	12	12.0	6.00	36.0	2	R216.42-12030-AI12G	☆	★	★	☆	★	12.0	83.0	11.4
						R216.42-12030-AK22G	★	★	★	☆	★			
16.0	16	32.0	8.00	32.0	2	R216.42-16030-AK32G	★	★	★	☆	★	16.0	125.0	



Fresa de topo CoroMill® Plura Ball Nose inteira de metal duro para perfilamento

Para aços e aços inoxidáveis endurecidos com dureza ≤ 63 HRc

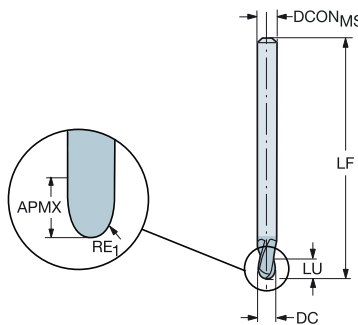

FHA 30°
 BSG COROMANT
 TCDC h9
 TCDCON h6
 PSIR 0°



Versão métrica

DC	CZC _{MS}	APMX	RE ₁	LU	ZEFP	Código para pedido	P	M	K	S	H	Dimensões, mm		
							1610	1621	1621	1621	1610	DCON _{MS}	LF	PSIR
1.0	6	1.0	0.50	1.0	2	R216.42-01030-AP10G	★	★	★	☆	★	6.0	80.0	0°
2.0	6	2.0	1.00	2.0	2	R216.42-02030-AP20G	★	★	★	☆	★	6.0	80.0	0°
3.0	6	3.0	1.50	3.0	2	R216.42-03030-AP03G	★	★	★	☆	★	6.0	80.0	0°
4.0	8	4.0	2.00	4.0	2	R216.42-04030-AP04G	★	★	★	☆	★	8.0	90.0	0°
5.0	8	5.0	2.50	5.0	2	R216.42-05030-AP05G	★	★	★	☆	★	8.0	100.0	0°
6.0	10	6.0	3.00	6.0	2	R216.42-06030-AP06G	★	★	★	☆	★	10.0	100.0	0°
8.0	12	8.0	4.00	8.0	2	R216.42-08030-AP08G	★	★	★	☆	★	12.0	100.0	0°
10.0	14	10.0	5.00	10.0	2	R216.42-10030-AP10G	★	★	★	☆	★	14.0	125.0	0°
12.0	16	12.0	6.00	12.0	2	R216.42-12030-AP12G	★	★	★	☆	★	16.0	140.0	0°

FHA 30°
 BSG COROMANT
 TCDC h7
 TCDCON h6
 PSIR 0°



Versão métrica

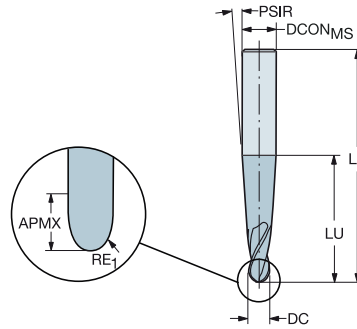

DC	CZC _{MS}	APMX	RE ₁	LU	ZEFP	Código para pedido	P	M	K	S	H	Dimensões, mm	
							P10	P10	P10	P10	P10	DCON _{MS}	LF
3.0	3	5.0	1.50	5.0	2	R216.42-03030-AQ05G	★	☆	☆	☆	★	3.0	100.0
4.0	4	6.0	2.00	6.0	2	R216.42-04030-AQ06G	★	☆	☆	☆	★	4.0	100.0
6.0	6	9.0	3.00	9.0	2	R216.42-06030-AQ09G	★	☆	☆	☆	★	6.0	125.0
8.0	8	12.0	4.00	12.0	2	R216.42-08030-AQ12G	★	☆	☆	☆	★	8.0	150.0
10.0	10	15.0	5.00	15.0	2	R216.42-10030-AQ15G	★	☆	☆	☆	★	10.0	150.0
12.0	12	18.0	6.00	18.0	2	R216.42-12030-AQ18G	★	☆	☆	☆	★	12.0	150.0



Fresa de topo CoroMill® Plura Ball Nose inteira de metal duro para perfilamento

Para aços inoxidáveis e aços com dureza ≤ 48 HRc

FHA 40°
 BSG COROMANT
 TCDCON h6
 PSIR 3°



Versão métrica

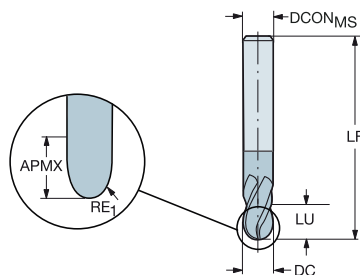

DC	CZC _{MS}	APMX	RE ₁	LU	ZEFP	Código para pedido	Dimensões, mm						DC	LF	PSIR
							P	M	K	N	S	H			
4.0	8	40.0	2.00	40.0	3	R216.53-04040RAL40G	☆	☆	☆	☆	☆	☆	8.0	80.0	3°
	8	10.0	2.00	10.0	2	R216.52-04040RAL10G	☆	☆	☆	☆	☆	☆	8.0	80.0	3°
6.0	10	12.0	3.00	12.0	2	R216.52-06040RAL12G	☆	☆	☆	☆	☆	☆	10.0	100.0	3°
	10	40.0	3.00	40.0	4	R216.54-06040RAL40G	☆	☆	☆	☆	☆	☆	10.0	100.0	3°
8.0	12	15.0	4.00	15.0	3	R216.53-08040RAL15G	☆	☆	☆	☆	☆	☆	12.0	100.0	3°
	12	40.0	4.00	40.0	4	R216.54-08040RAL40G	☆	☆	☆	☆	☆	☆	12.0	100.0	3°
10.0	14	40.0	5.00	40.0	4	R216.54-10040RAL40G	☆	☆	☆	☆	☆	☆	14.0	115.0	3°
12.0	16	42.0	6.00	42.0	4	R216.54-12040RAL42G	☆	☆	☆	☆	☆	☆	16.0	115.0	3°
16.0	20	45.0	8.00	45.0	4	R216.54-16040RAL45G	☆	☆	☆	☆	☆	☆	20.0	125.0	3°



Fresa de topo CoroMill® Plura Ball Nose inteira de metal duro para perfilamento

Para aços endurecidos com dureza ≤ 43 HRC ≤ 63

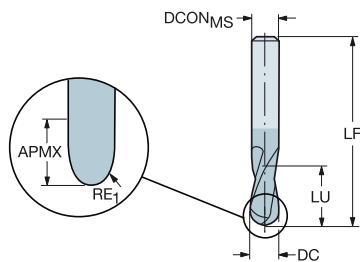
FHA 30°
 BSG COROMANT
 TCDCON h6
 PSIR 0°



Versão métrica

						H	Dimensões, mm		
DC	CZC _{MS}	APMX	RE ₁	LU	ZEFP	Código para pedido	1700	DCON _{MS}	LF
3.0	6	4.5	1.50	10.0	2	R216.42-03030-AL04G	★	6.0	70.0
	6	4.5	1.50	5.0	2	R216.42-03030-AS04G	★	6.0	57.0
4.0	6	6.0	2.00	6.0	2	R216.42-04030-AC06G	★	6.0	70.0
	6	6.0	2.00	6.0	2	R216.42-04030-AS06G	★	6.0	57.0
5.0	6	7.5	2.50	8.0	2	R216.42-05030-AC07G	★	6.0	80.0
	6	7.5	2.50	8.0	2	R216.42-05030-AS07G	★	6.0	57.0
6.0	6	9.0	3.00	9.0	2	R216.42-06030-AC09G	★	6.0	90.0
	6	9.0	3.00	9.0	2	R216.42-06030-AS09G	★	6.0	57.0
8.0	8	12.0	4.00	12.0	2	R216.42-08030-AC12G	★	8.0	100.0
	8	12.0	4.00	12.0	2	R216.42-08030-AS12G	★	8.0	63.0
10.0	10	15.0	5.00	15.0	2	R216.42-10030-AC15G	★	10.0	100.0
	10	15.0	5.00	15.0	2	R216.42-10030-AS15G	★	10.0	72.0
12.0	12	18.0	6.00	18.0	2	R216.42-12030-AS18G	★	12.0	83.0

FHA 30°
 BSG COROMANT
 TCDC h9
 TCDCON h6
 PSIR 0°



Versão métrica

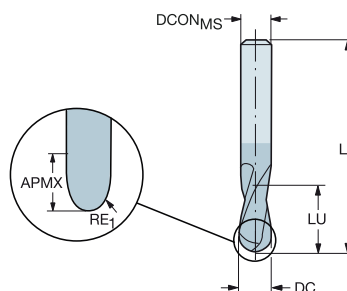
						P	H	Dimensões, mm		
DC	CZC _{MS}	APMX	RE ₁	LU	ZEFP	Código para pedido	1610	1610	DCON _{MS}	LF
6.0	6	6.0	3.00	21.0	4	R216.44-06030-AI06G	☆	★	6.0	57.0
8.0	8	8.0	4.00	27.0	4	R216.44-08030-AI08G	☆	★	8.0	63.0
10.0	10	10.0	5.00	32.0	4	R216.44-10030-AI10G	☆	★	10.0	72.0
12.0	12	12.0	6.00	36.0	4	R216.44-12030-AI12G	☆	★	12.0	83.0
16.0	16	16.0	8.00	42.0	4	R216.44-16030-AI16G	☆	★	16.0	92.0



Fresa de topo CoroMill® Plura Ball Nose inteira de metal duro para perfilamento

Para aços endurecidos com dureza $\leq 43 \text{ HRc} \leq 63$

FHA 30°
BSG COROMANT
TCDC h9
TCDCON h6
PSIR 0°

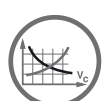


Versão métrica

DC	CZC _{MS}	APMX	RE ₁	LU	ZEFP	Código para pedido	P		H		Dimensões, mm	
							1610	1610	1610	1610	DCON _{MS}	LF
1.0	6	1.5	0.50	1.5	2	R216.42-01030-AC15G	☆	★	6.0	57.0	6.0	57.0
2.0	6	3.0	1.00	3.0	2	R216.42-02030-AC30G	☆	★	6.0	57.0	6.0	57.0
3.0	6	4.0	1.50	4.0	2	R216.42-03030-AC04G	☆	★	6.0	21.0	6.0	21.0
4.0	6	5.0	2.00	5.0	2	R216.42-04030-AC05G	☆	★	6.0	57.0	6.0	57.0
5.0	6	6.0	2.50	6.0	2	R216.42-05030-AC06G	☆	★	6.0	57.0	6.0	57.0
6.0	6	10.0	3.00	10.0	2	R216.42-06030-AC10G	☆	★	6.0	57.0	6.0	57.0
8.0	8	16.0	4.00	16.0	2	R216.42-08030-AC16G	☆	★	8.0	63.0	8.0	63.0
10.0	10	19.0	5.00	19.0	2	R216.42-10030-AC19G	☆	★	10.0	72.0	10.0	72.0
12.0	12	22.0	6.00	22.0	2	R216.42-12030-AC22G	☆	★	12.0	83.0	12.0	83.0

Versão em polegadas

DC	CZC _{MS}	APMX	RE ₁	LU	ZEFP	Código para pedido	P		H		Dimensões, polegadas	
							1610	1610	1610	1610	DCON _{MS}	LF
.063	1/4	.125	.031	.125	2	RA216.42-0430-AK08G	☆	★	.250	3.000	.250	3.000
.094	1/4	.188	.047	.188	2	RA216.42-0630-AK12G	☆	★	.250	3.000	.250	3.000
.125	1/4	.250	.063	.250	2	RA216.42-0830-AK04G	☆	★	.250	3.000	.250	3.000
.187	1/4	.375	.094	.375	2	RA216.42-1230-AK06G	☆	★	.250	3.000	.250	3.000
.250	1/4	.500	.125	.500	2	RA216.42-1630-AK08G	☆	★	.250	3.000	.250	3.000
.313	3/8	.625	.156	.625	2	RA216.42-2030-AK10G	☆	★	.375	3.500	.375	3.500
.375	3/8	.750	.188	.750	2	RA216.42-2430-AK12G	☆	★	.375	3.500	.375	3.500
.500	1/2	1.000	.250	1.000	2	RA216.42-3230-AK16G	☆	★	.500	4.000	.500	4.000



A192



A194



E9



E22

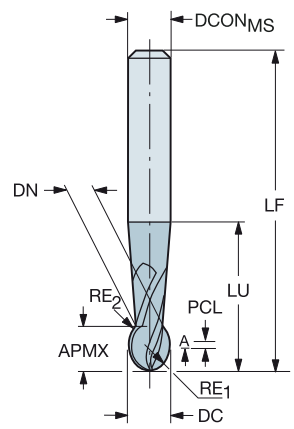


E14

Fresa de topo CoroMill® Plura Ball Nose inteira de metal duro para perfilamento

Para aços endurecidos com dureza ≤ 43 HRC ≤ 63

FHA 30°
 BSG COROMANT
 TCDC h7
 TCDCON h5
 PSIR 0°



Versão métrica

								P		H		Dimensões, mm			
								16.0	16.0						
DC	CZC _{MS}	APMX	RE ₁	RE ₂	LU	ZEFP	Código para pedido			DCON _{MS}	LF	PCL	DN		
1.0	6	2.0	0.50		4.0	2	R216.62-01030-AO20G	☆	★	6.0	75.0	1.5	1.0		
2.0	6	3.0	1.00	1.00	11.0	2	R216.62-02030-AO30G	☆	★	6.0	75.0	1.5	1.7		
3.0	6	4.0	1.50	1.50	16.1	2	R216.62-03030-AO04G	☆	★	6.0	80.0	1.7	2.5		
4.0	6	5.0	2.00	2.00	21.2	2	R216.62-04030-AO05G	☆	★	6.0	80.0	1.9	3.3		
5.0	6	7.0	2.50	2.50	43.0	2	R216.62-05030-AO07G	☆	★	6.0	80.0	3.1	4.1		
						4	R216.64-05030-AO07G	☆	★	6.0	80.0	3.1	4.1		
6.0	6	7.0	3.00	3.00	30.0	2	R216.62-06030-AO07G	☆	★	6.0	100.0	2.1	4.7		
						4	R216.64-06030-AO07G	☆	★	6.0	100.0	2.1	4.7		
8.0	8	9.0	4.00	4.00	36.0	2	R216.62-08030-AO09G	☆	★	8.0	100.0	2.7	6.5		
						4	R216.64-08030-AO09G	☆	★	8.0	100.0	2.7	6.5		
10.0	10	11.0	5.00	5.00	43.0	2	R216.62-10030-AO11G	☆	★	10.0	100.0	3.1	8.2		
						4	R216.64-10030-AO11G	☆	★	10.0	100.0	3.1	8.2		
12.0	12	13.0	6.00	6.00	52.0	2	R216.62-12030-AO13G	☆	★	12.0	100.0	3.5	9.8		
						4	R216.64-12030-AO13G	☆	★	12.0	100.0	3.5	9.8		
16.0	16	15.0	8.00	8.00	61.0	2	R216.62-16030-AO15G	☆	★	16.0	150.0	2.6	13.4		
						4	R216.64-16030-AO15G	☆	★	16.0	150.0	2.6	13.4		

D

E



Fresa de topo CoroMill® Plura inteiraça de metal duro para aplicações de usinagem de borda

Quando usar

Quando executar shaping de materiais infundidos em resina; incluindo CFRP, GRFP, aramida e outros materiais compostos

Gama de produtos

Para materiais compósitos

Material ISO	
Classe	1630 O10A 012M 010M
Haste	Cilíndrica



A

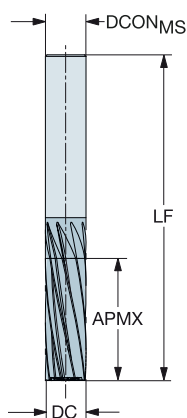
FRESAMENTO

Otimizado

Fresa de topo CoroMill® Plura inteiriça de metal duro para aplicações de usinagem de borda

Para materiais CFRP

FHA -4°
TCDCON h6



B



Versão métrica

					o	Dimensões, mm	
DC	CZC _{MS}	APMX	ZEFP	Código para pedido	OT10A	DCON _{MS}	LF
4.0	4	12.0	5	2P051-0400-OA	★	4.0	40.0
6.0	6	18.0	7	2P051-0600-OA	★	6.0	60.0
8.0	8	20.0	9	2P051-0800-OA	★	8.0	70.0
10.0	10	30.0	9	2P051-1000-OA	★	10.0	80.0
12.0	12	31.8	11	2P051-1200-OA	★	12.0	82.5

C

Versão em polegadas

					o	Dimensões, polegadas	
DC	CZC _{MS}	APMX	ZEFP	Código para pedido	OT10A	DCON _{MS}	LF
.250	1/4	.752	7	2P051-0635-OA	★	.250	2.500
.313	5/16	.752	7	2P051-0794-OA	★	.313	2.500
.375	3/8	1.122	9	2P051-0953-OA	★	.375	3.000
.500	1/2	1.252	11	2P051-1270-OA	★	.500	3.248

D

E



A192



A194



E9



E22

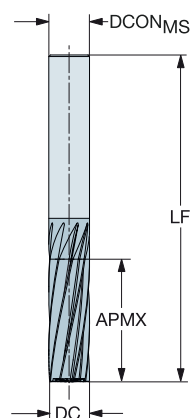


E14

Fresa de topo CoroMill® Plura inteiraça de metal duro para aplicações de usinagem de borda

Para materiais CFRP

FHA 4°
TCDCON h6



Versão métrica

					0	Dimensões, mm	
DC	CZC _{MS}	APMX	ZEFP	Código para pedido	010A	DCON _{MS}	LF
4.0	4	12.0	5	2P050-0400-OA	★	4.0	40.0
6.0	6	18.0	7	2P050-0600-OA	★	6.0	60.0
8.0	8	20.0	9	2P050-0800-OA	★	8.0	70.0
10.0	10	30.0	9	2P050-1000-OA	★	10.0	80.0
12.0	12	31.8	11	2P050-1200-OA	★	12.0	82.5

Versão em polegadas

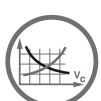
					0	Dimensões, polegadas	
DC	CZC _{MS}	APMX	ZEFP	Código para pedido	010A	DCON _{MS}	LF
.250	1/4	.752	7	2P050-0635-OA	★	.250	2.500
.313	5/16	.752	7	2P050-0794-OA	★	.313	2.500
.375	3/8	1.122	9	2P050-0953-OA	★	.375	3.000
.500	1/2	1.252	11	2P050-1270-OA	★	.500	3.248

B

C

D

E



A192



A194



E9



E22



E14

A

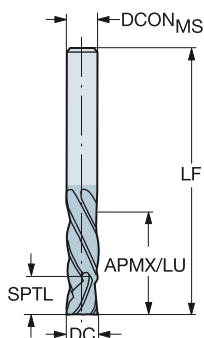
FRESAMENTO

Otimizado

Fresa de topo CoroMill® Plura inteiriça de metal duro para aplicações de usinagem de borda

Para materiais CFRP

FHA 30°
BSG COROMANT
TCDC h10
TCDCON h6



B



Versão métrica

						0	Dimensões, mm		
						1630	DCON _{MS}	LF	SPTL
DC	CZC _{MS}	APMX	LU	ZEFP	Código para pedido				
6.0	6	26.0	26.0	6	2P460-0600-NA	★	6.0	76.0	6.0
8.0	8	26.0	26.0	6	2P460-0800-NA	★	8.0	76.0	8.0
10.0	10	30.0	30.0	6	2P460-1000-NA	★	10.0	76.0	10.0
12.0	12	38.0	38.0	6	2P460-1200-NA	★	12.0	100.0	12.0
16.0	16	38.0	38.0	6	2P460-1600-NA	★	16.0	100.0	16.0

C

Versão em polegadas

						0	Dimensões, polegadas		
						1630	DCON _{MS}	LF	SPTL
DC	CZC _{MS}	APMX	LU	ZEFP	Código para pedido				
.250	1/4	1.000	1.000	6	2P460-0635-NA	★	.250	3.000	.250
.313	5/16	1.000	1.000	6	2P460-0794-NA	★	.313	3.000	.313
.375	3/8	1.250	1.250	6	2P460-0952-NA	★	.375	3.000	.375
.500	1/2	1.500	1.500	6	2P460-1270-NA	★	.500	4.000	.500
.625	5/8	1.500	1.500	6	2P460-1588-NA	★	.625	4.000	.625

D

E



A192



A194



E9



E22



E14

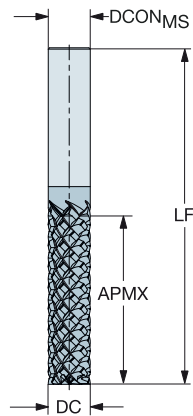
Fresa de topo CoroMill® Plura inteiraça de metal duro para aplicações de usinagem de borda

Para materiais CFRP



Versão métrica

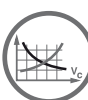
FHA 40°
TDCON h6



					0	Dimensões, mm	
					012M		
DC	CZC _{MS}	APMX	ZAFP	Código para pedido	*	DCON _{MS}	LF
6.0	6	18.0	5	2P350-0600-OA	*	6.0	60.0
8.0	8	20.0	6	2P350-0800-OA	*	8.0	70.0
10.0	10	30.0	6	2P350-1000-OA	*	10.0	80.0
12.0	12	31.8	6	2P350-1200-OA	*	12.0	82.5

Versão em polegadas

					0	Dimensões, polegadas	
					012M		
DC	CZC _{MS}	APMX	ZAFP	Código para pedido	*	DCON _{MS}	LF
.250	1/4	.750	5	2P350-0635-OA	*	.250	2.500
.313	5/16	.750	6	2P350-0794-OA	*	.313	2.500
.375	3/8	1.122	6	2P350-0953-OA	*	.375	3.000
.500	1/2	1.252	6	2P350-1270-OA	*	.500	3.248



A192



A194



E9



E22

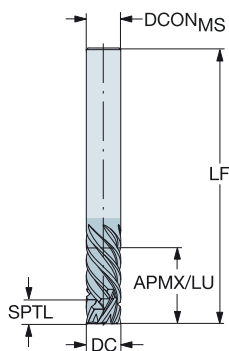


E14

Fresa de topo CoroMill® Plura inteiraça de metal duro para aplicações de usinagem de borda

Para materiais CFRP

FHA 40°
TCDCON h6



B



Versão métrica

					o	Dimensões, mm		
DC	CZCMS	APMX	ZEFP	Código para pedido	OTOM	DCONMS	LF	SPTL
6.0	6	18.0	6	2P460-0600-OA	★	6.0	60.0	5.0
8.0	8	20.0	6	2P460-0800-OA	★	8.0	70.0	5.0
10.0	10	30.0	6	2P460-1000-OA	★	10.0	80.0	5.0
12.0	12	31.8	6	2P460-1200-OA	★	12.0	82.5	10.0
16.0	16	38.1	6	2P460-1600-OA	★	16.0	100.0	10.0

C

Versão em polegadas

					o	Dimensões, polegadas		
DC	CZCMS	APMX	ZEFP	Código para pedido	OTOM	DCONMS	LF	SPTL
.250	1/4	.752	6	2P460-0635-OA	★	.250	2.500	.197
.313	5/16	.752	6	2P460-0794-OA	★	.313	2.500	.197
.375	3/8	1.122	6	2P460-0953-OA	★	.375	3.000	.197
.500	1/2	1.252	6	2P460-1270-OA	★	.500	3.248	.394
.625	5/8	1.500	6	2P460-1588-OA	★	.625	4.000	.394

D

E



Fresa de topo CoroMill® Plura inteira de metal duro para fresamento de roscas

Material ISO	P	M	K	N	S	H	O
Classe	1610	1620	H07F				
Haste	Cilíndrica					Weldon	



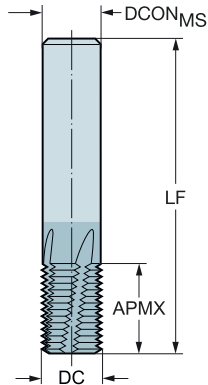
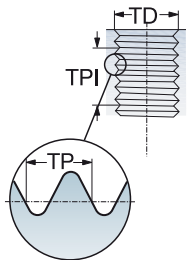
Fresa de topo CoroMill® Plura inteiraça de metal duro para fresamento de roscas

Para múltiplos materiais

Roscas internas

FHA
BSG
TCDCON

10°
COROMANT
h6



Métrica/Métrica Fina, 60°

FTDZ	TP	DC	CZC _{MS}	APMX	CNSC	CXSC	ZEFP	Código para pedido	Dimensões, mm								
									P	M	K	N	S	H	DCON _{MS}	LF	
M4X0.7	0.70	3.20	6.0	8.40	0	0	3	R217.13-032070AC08N	★	★	★	★	★	★	★	6.00	57.00
M5X0.8	0.80	4.10	6.0	11.20	0	0	3	R217.13-041080AC11N	★	★	★	★	★	★	★	6.00	57.00
M6X0,5	0.50	4.80	6.0	10.00	1	1	3	R217.13C048050AC10N	★	★	★	★	★	★	★	6.00	57.00
M8X0,75	0.75	6.00	6.0	12.00	1	1	3	R217.13C060075AC12N	★	★	★	★	★	★	★	6.00	57.00
M6X1.0	1.00	4.50	6.0	13.00	1	1	4	R217.14C045100AC13N	★	★	★	★	★	★	★	6.00	57.00
M8X1,25	1.25	6.00	6.0	17.50	1	1	4	R217.14C060125AK17N	★	★	★	★	★	★	★	6.00	65.00
M10X1.5	1.50	7.50	8.0	21.00	1	1	4	R217.14C075150AK21N	★	★	★	★	★	★	★	8.00	72.00
M10X1.0	1.00	8.00	8.0	16.00	1	1	4	R217.14C080100AC16N	★	★	★	★	★	★	★	8.00	63.00
M12X1.75	1.75	9.50	10.0	26.25	1	1	4	R217.14C095175AK26N	★	★	★	★	★	★	★	10.00	80.00
M14X2.0	2.00	10.00	10.0	30.00	1	1	5	R217.15C100200AK30N	★	★	★	★	★	★	★	10.00	83.00
M14X1,5	1.50	12.00	12.0	22.50	1	1	4	R217.14C120150AC22N	★	★	★	★	★	★	★	12.00	83.00
M16X2.0	2.00	12.00	12.0	34.00	1	1	5	R217.15C120200AK34N	★	★	★	★	★	★	★	12.00	92.00
M18X1,5	1.50	16.00	16.0	30.00	1	1	5	R217.15C160150AC30N	★	★	★	★	★	★	★	16.00	92.00
M20X2,5	2.50	16.00	16.0	42.50	1	1	5	R217.15C160250AK42N	★	★	★	★	★	★	★	16.00	105.00
M24X3,0	3.00	19.00	20.0	50.00	1	1	5	R217.15C190300AK50N	★	★	★	★	★	★	★	20.00	125.00

D

E



A193



A194



E9



E26



E28



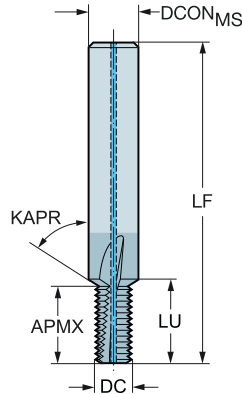
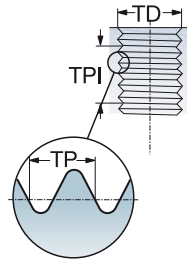
E14

Fresa de topo CoroMill® Plura inteiraça de metal duro para fresamento de roscas

Para múltiplos materiais

Roscas internas

FHA 10°
BSG COROMANT
TCDCON h6



Métrica/Métrica Fina, 60°

FTDZ	TP	DC	CZC _{MS}	APMX	LU	CNCS	CXSC	ZEFP	Código para pedido	Dimensões, mm							
										P	M	K	N	S	H	DCON _{MS}	LF
M3X0.5	0.50	2.30	6.0	5.00	6.00	0	0	3	R217.13-023050CC06K	1630	1630	1630	1630	1630		6.00	57.0
M4X0.70	0.70	3.20	6.0	8.80	9.50	1	1	3	R217.13C032070CC08K	*	*	*	*	*		6.00	57.0
M5X0.80	0.80	4.10	6.0	10.72	11.67	1	1	3	R217.13C041080CC11K	*	*	*	*	*		6.00	57.0
M6X1.0	1.00	4.80	8.0	12.78	13.58	1	1	3	R217.13C048100CC13K	*	*	*	*	*		8.00	63.0
M8X1.25	1.25	6.50	10.0	17.35	18.24	1	1	3	R217.13C065125CC17K	*	*	*	*	*		10.00	72.0
M10X1.5	1.50	8.20	12.0	22.41	23.41	1	1	3	R217.13C082150CC21K	*	*	*	*	*		12.00	83.0
M12X1.75	1.75	9.90	14.0	26.00	27.00	1	1	4	R217.14C099175CC26K	*	*	*	*	*		14.00	83.0
M14X2.0	2.00	11.60	16.0	31.30	32.40	1	1	4	R217.14C116200CC30K	*	*	*	*	*		16.00	92.0
M16X2.0	2.00	13.60	18.0	33.30	34.40	1	1	4	R217.14C136200CC34K	*	*	*	*	*		18.00	92.0

B

C

D

E



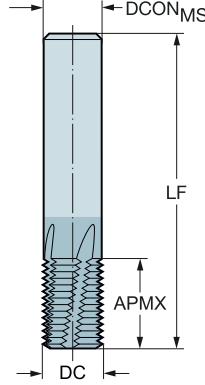
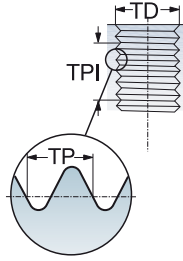
Fresa de topo CoroMill® Plura inteiraça de metal duro para fresamento de roscas

Para múltiplos materiais

Roscas internas

FHA
BSG
TCDCON

10°
COROMANT
h6



Métrica/Métrica Fina, 60°

FTDZ	TP	DC	CZC _{MS}	APMX	ZEFP	Código para pedido	P	M	K	N	S	Dimensões, mm	
							1630	1630	1630	1630	1630	DCON _{MS}	LF
MF6X0.5	0.50	4.80	6.0	10.00	3	R217.13-048050AC10N	*	*	*	*	*	6.00	57.00
MF8X0.75	0.75	6.00	6.0	12.00	3	R217.13-060075AC12N	*	*	*	*	*	6.00	57.00
MF8X1.0	1.00	6.00	6.0	12.00	3	R217.13-060100AC12N	*	*	*	*	*	6.00	57.00
MF10X1	1.00	8.00	8.0	16.00	4	R217.14-080100AC16N	*	*	*	*	*	8.00	63.00
MF12X1	1.00	10.00	10.0	20.00	4	R217.14-100100AC20N	*	*	*	*	*	10.00	72.00
MF12X1.5	1.50	10.00	10.0	21.00	4	R217.14-100150AC20N	*	*	*	*	*	10.00	72.00
MF14X1	1.00	12.00	12.0	22.00	4	R217.14-120100AC22N	*	*	*	*	*	12.00	83.00
MF14X1.5	1.50	12.00	12.0	22.50	4	R217.14-120150AC22N	*	*	*	*	*	12.00	83.00
MF16X1	1.00	14.00	14.0	26.00	5	R217.15-140100AC26N	*	*	*	*	*	14.00	83.00
MF16X1.5	1.50	14.00	14.0	27.00	5	R217.15-140150AC26N	*	*	*	*	*	14.00	83.00
MF20X2	2.00	16.00	16.0	30.00	5	R217.15-160200AC30N	*	*	*	*	*	16.00	92.00
M20X2,5	2.50	16.00	16.0	42.50	5	R217.15-160250AC42N	*	*	*	*	*	16.00	105.00
M24X3	3.00	19.00	20.0	50.00	5	R217.15-190300AC50N	*	*	*	*	*	20.00	125.00
MF24X2	2.00	20.00	20.0	36.00	5	R217.15-200200AC35N	*	*	*	*	*	20.00	104.00
MF28X2	2.00	25.00	25.0	46.00	6	R217.16-250200AC46N	*	*	*	*	*	25.00	121.00

D

E



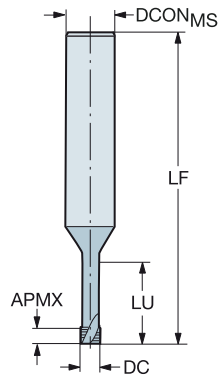
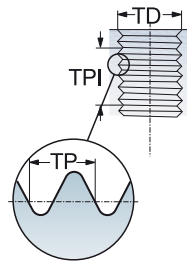
Fresa de topo CoroMill® Plura inteiraça de metal duro para fresamento de roscas

Para múltiplos materiais

Roscas internas

FHA
BSG
TCDCON

15°
COROMANT
h6



Métrica/Métrica Fina, 60°

FTDZ	TP	DC	CZC _{MS}	APMX	LU	ZEFP	Código para pedido	Dimensões, mm														
								P		M		K		N		S		H		O		
								1620	H07F	1620	H07F	1620	H07F	1620	H07F	1620	H07F	1620	H07F	1620	H07F	
M 1.6	0.35	1.20	3.0	0.53	5.33	3	R217.13-012035AC05P	*	*	*	*	*	*	*	*	*	*	*	*	*	3.00	37.8
M 1.6	0.35	1.20	6.0	0.53	3.73	3	R217.13-012035AC03P	*	*	*	*	*	*	*	*	*	*	*	*	*	6.00	37.8
M 2	0.40	1.55	6.0	1.00	4.60	3	R217.13-015040AC04P	*	*	*	*	*	*	*	*	*	*	*	*	*	6.00	56.8
M 2	0.40	1.55	6.0	1.00	6.60	3	R217.13-015040AC06P	*	*	*	*	*	*	*	*	*	*	*	*	*	6.00	56.8
M 2.5	0.45	1.95	6.0	1.13	5.68	3	R217.13-019045AC05P	*	*	*	*	*	*	*	*	*	*	*	*	*	6.00	56.8
M 2.5	0.45	1.95	6.0	1.13	8.18	3	R217.13-019045AC07P	*	*	*	*	*	*	*	*	*	*	*	*	*	6.00	56.8
M 3	0.50	2.30	6.0	1.25	6.75	3	R217.13-023050AC06P	*	*	*	*	*	*	*	*	*	*	*	*	*	6.00	56.8
M 3	0.50	2.30	6.0	1.25	9.75	3	R217.13-023050AC09P	*	*	*	*	*	*	*	*	*	*	*	*	*	6.00	56.8
M 4	0.70	3.10	6.0	1.75	9.05	3	R217.13-031070AC08P	*	*	*	*	*	*	*	*	*	*	*	*	*	6.00	56.7
M 4	0.70	3.10	6.0	1.75	13.05	3	R217.13-031070AC12P	*	*	*	*	*	*	*	*	*	*	*	*	*	6.00	56.7
M 5	0.80	4.00	6.0	2.00	11.20	3	R217.13-040080AC10P	*	*	*	*	*	*	*	*	*	*	*	*	*	6.00	56.6
M 5	0.80	4.00	6.0	2.00	16.20	3	R217.13-040080AC15P	*	*	*	*	*	*	*	*	*	*	*	*	*	6.00	56.6
M 6	1.00	4.80	6.0	2.50	13.50	3	R217.13-048100AC12P	*	*	*	*	*	*	*	*	*	*	*	*	*	6.00	56.5
M 6	1.00	4.80	6.0	2.50	19.50	3	R217.13-048100AC18P	*	*	*	*	*	*	*	*	*	*	*	*	*	6.00	59.5
M 8	1.25	6.40	8.0	3.13	17.90	3	R217.13-064125AC16P	*	*	*	*	*	*	*	*	*	*	*	*	*	8.00	63.0
M 8	1.25	6.40	8.0	3.13	25.88	3	R217.13-064125AC24P	*	*	*	*	*	*	*	*	*	*	*	*	*	8.00	67.4
M 10	1.50	8.20	10.0	3.75	22.30	4	R217.14-082150AC20P	*	*	*	*	*	*	*	*	*	*	*	*	*	10.00	71.3
M 12	1.75	9.50	10.0	4.38	26.70	5	R217.15-095175AC24P	*	*	*	*	*	*	*	*	*	*	*	*	*	10.00	71.1

B

C

D

E



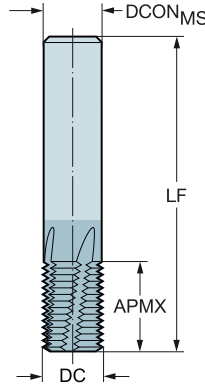
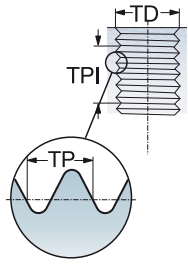
Fresa de topo CoroMill® Plura inteiraça de metal duro para fresamento de roscas

Para ligas à base de níquel e aços endurecidos

Roscas internas

FHA
BSG
TCDCON

10°
COROMANT
h6



Métrica/Métrica Fina, 60°

FTDZ	TP	DC	CZC _{MS}	APMX	ZEFP	Código para pedido	S H		Dimensões, mm	
							1620	1620	DCON _{MS}	LF
M6X1.0	1.00	4.50	6.0	10.00	4	R217.14-045100AC10M	★	★	6.00	57.00
M8X1.25	1.25	6.00	6.0	12.50	5	R217.15-060125AC12M	★	★	6.00	57.00
M10X1.5	1.50	8.00	8.0	16.50	5	R217.15-080150AC16M	★	★	8.00	63.00
M12X1.75	1.75	9.00	10.0	19.25	5	R217.15-090175AC19M	★	★	10.00	72.00
MF12X1	1.00	10.00	10.0	20.00	5	R217.15-100100AC20M	★	★	10.00	72.00
M14X2.0	2.00	12.00	12.0	26.00	5	R217.15-120200AC26M	★	★	12.00	83.00
MF14X1.5	1.50	12.00	12.0	27.00	6	R217.16-120150AC27M	★	★	12.00	83.00

C

D

E



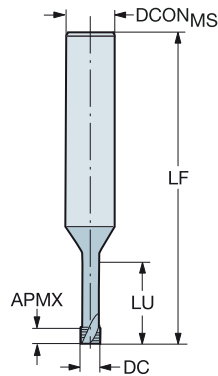
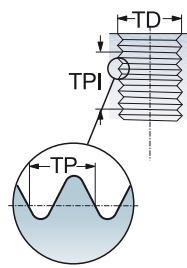
Fresa de topo CoroMill® Plura inteiraça de metal duro para fresamento de roscas

Para ligas à base de níquel e aços endurecidos

Roscas internas

FHA
BSG
TCDCON

15°
COROMANT
h6



Métrica/Métrica Fina, 60°

FTDZ	TP	DC	CZC _{MS}	APMX	LU	ZEFP	Código para pedido	S H		Dimensões, mm	
								1610	1610	DCON _{MS}	LF
M 2	0.40	1.50	6.0	0.60	4.60	3	R217.13-015040AC04S	★	★	6.00	56.8
M 2.5	0.45	1.95	6.0	0.68	5.68	3	R217.13-019045AC05S	★	★	6.00	56.8
M 3	0.50	2.30	6.0	0.75	6.75	3	R217.13-023050AC06S	★	★	6.00	56.8
M 4	0.70	3.10	6.0	1.05	9.05	3	R217.13-031070AC08S	★	★	6.00	56.7
M 5	0.80	4.00	6.0	1.20	11.20	4	R217.14-040080AC10S	★	★	6.00	56.6
M 6	1.00	4.80	6.0	1.50	13.50	4	R217.14-048100AC12S	★	★	6.00	56.5



A

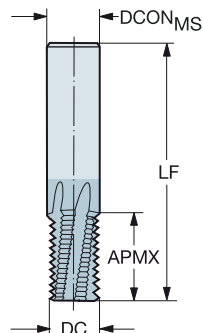
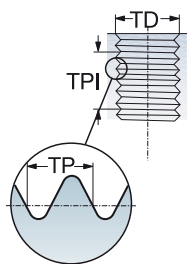

FRESAMENTO

Otimizado

Fresa de topo CoroMill® Plura inteiraça de metal duro para fresamento de roscas

Para múltiplos materiais

Roscas internas

FHA
BSG
TCDCON27°
COROMANT
h6

B



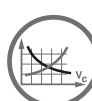
MJ 60°

C

									P	M	K	N	S	H	Dimensões, mm	
FTDZ	TP	DC	CZC _{MS}	APMX	CNSC	CXSC	ZEFP	Código para pedido	1630	1630	1630	1630	1630	1630	DCON _{MS}	LF
MJ4X0.7	0.70	3.00	6.0	6.30	0	0	3	R217.13-030070AC6H	*	*	*	*	*	*	6.00	54.00
MJ5X0.8	0.80	3.90	6.0	8.00	0	0	3	R217.13-039080AC8H	*	*	*	*	*	*	6.00	54.00
MJ6X1	1.00	4.80	6.0	9.00	0	0	3	R217.13-048100AC9H	*	*	*	*	*	*	6.00	54.00
MJ8X1.25	1.25	6.30	8.0	12.50	1	1	4	R217.14C063125AC12H	*	*	*	*	*	*	8.00	58.00
MJ10X1.5	1.50	7.50	8.0	15.00	1	1	4	R217.14C075150AC15H	*	*	*	*	*	*	8.00	58.00
MJ12X1.75	1.75	9.50	10.0	19.25	1	1	4	R217.14C095175AC19H	*	*	*	*	*	*	10.00	72.00

D

E



A193



A194



E9



E26



E28



E14

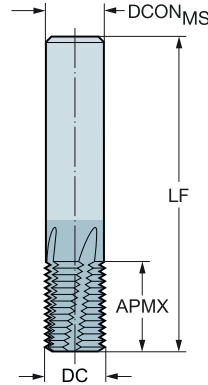
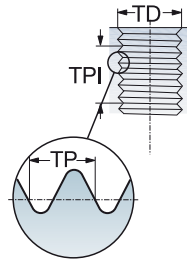
Fresa de topo CoroMill® Plura inteiraça de metal duro para fresamento de roscas

Para múltiplos materiais

Roscas internas

FHA
BSG
TCDCON

10°
COROMANT
h6



UN 60°

FTDZ	TPI	DC	CZC _{MS}	APMX	CNSC	CXSC	ZEFP	Código para pedido	P	M	K	N	S	H	Dimensões, polegadas	
									1630	1630	1630	1630	1630	1630	DCON _{MS}	LF
1/4-20 UNC	20.0	.189	6.0	.551	1	1	3	R217.33C048200AC13N	*	*	*	*	*	*	.236	2.244
5/16-18 UNC	18.0	.217	6.0	.556	1	1	3	R217.33C055180AC14N	*	*	*	*	*	*	.236	2.244
3/8-16 UNC	16.0	.295	8.0	.750	1	1	4	R217.34C075160AC19N	*	*	*	*	*	*	.315	2.480
7/16-14 UNC	14.0	.315	8.0	.785	1	1	4	R217.34C080140AC19N	*	*	*	*	*	*	.315	2.480
1/2-13 UNC	13.0	.394	10.0	.846	1	1	4	R217.34C100130AC21N	*	*	*	*	*	*	.394	2.835
9/16-12 UNC	12.0	.394	10.0	.833	1	1	4	R217.34C100120AC21N	*	*	*	*	*	*	.394	2.835
5/8-11 UNC	11.0	.472	12.0	1.000	1	1	4	R217.34C120110AC25N	*	*	*	*	*	*	.472	3.268
3/4-10 UNC	10.0	.551	14.0	1.300	1	1	5	R217.35C140100AC33N	*	*	*	*	*	*	.551	3.268

UNC / UNF, 60°

FTDZ	TPI	DC	CZC _{MS}	APMX	CNSC	CXSC	ZEFP	Código para pedido	P	M	K	N	S	H	Dimensões, polegadas	
									1630	1630	1630	1630	1630	1630	DCON _{MS}	LF
1/4-28 UNF	28.0	.189	6.0	.536	1	1	3	R217.33C048280AC13N	*	*	*	*	*	*	.236	2.244
5/16-24 UNF	24.0	.236	6.0	.541	1	1	3	R217.33C060240AC13N	*	*	*	*	*	*	.236	2.244
7/16-20 UNF	20.0	.315	8.0	.750	1	1	4	R217.34C080200AC19N	*	*	*	*	*	*	.315	2.480
9/16-18 UNF	18.0	.394	10.0	.889	1	1	4	R217.34C100180AC22N	*	*	*	*	*	*	.394	2.835
3/4-16 UNF	16.0	.551	14.0	1.250	1	1	5	R217.35C140160AC31N	*	*	*	*	*	*	.551	3.268



A193



A194



E9



E26



E28



E14



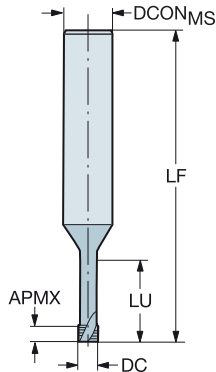
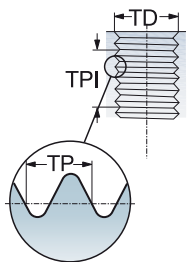
Fresa de topo CoroMill® Plura inteiraça de metal duro para fresamento de roscas

Para múltiplos materiais

Roscas internas

FHA
BSG
TCDCON

15°
COROMANT
h6



UNC / UNF, 60°

								P M K N S H O						Dimensões, polegadas			
FTDZ	TPI	DC ₁	DC ₂	CZC _{MS}	APMX	LU	ZEFP	Código para pedido	1620	1620	1620	1620	1620	1620	DCON _{MS}	LF ₁	LF ₂
UNC # 1-64	64.0	.053	.027	6.0	.023	.244	3	R217.33-013640AC05P	*	*	*	*	*	*	.236	2.236	2.244
UNF #2-64	64.0	.067	.033	6.0	.016	.281	3	R217.33-017640AC06P	*	*	*	*	*	*	.236	2.236	2.244
UNC #2-56	56.0	.063	.027	6.0	.027	.285	3	R217.33-016560AC06P	*	*	*	*	*	*	.236	2.235	2.244
UNF #3-56	56.0	.077	.041	6.0	.009	.325	3	R217.33-019560AC07P	*	*	*	*	*	*	.236	2.235	2.244
UNC #3-48	48.0	.077	.038	6.0	.052	.329	3	R217.33-019480AC07P	*	*	*	*	*	*	.236	2.223	2.244
UNF #4-48	48.0	.083	.046	6.0	.031	.368	3	R217.33-021480AC08P	*	*	*	*	*	*	.236	2.223	2.244
UNC #4-40	40.0	.083	.041	6.0	.062	.374	3	R217.33-021400AC08P	*	*	*	*	*	*	.236	2.219	2.244
UNF #6-40	40.0	.108	.059	6.0	.037	.453	3	R217.33-027400AC10P	*	*	*	*	*	*	.236	2.230	2.244
UNC #6-32	32.0	.102	.051	6.0	.078	.463	3	R217.33-026320AC10P	*	*	*	*	*	*	.236	2.228	2.244
UNC #8-32	32.0	.128	.064	6.0	.078	.539	3	R217.33-032320AC12P	*	*	*	*	*	*	.236	2.228	2.244
UNF #10-32	32.0	.152	.076	6.0	.047	.618	3	R217.33-038320AC14P	*	*	*	*	*	*	.236	2.228	2.244
UNF 1/4	28.0	.207	.112	6.0	.054	.805	3	R217.33-052280AC19P	*	*	*	*	*	*	.236	2.226	2.244
UNC #10-24	24.0	.140	.070	6.0	.104	.634	3	R217.33-035240AC14P	*	*	*	*	*	*	.236	2.223	2.244
UNF 5/16	24.0	.258	.140	8.0	.062	1.000	3	R217.33-065240AC24P	*	*	*	*	*	*	.315	2.459	2.480
UNC 1/4	20.0	.191	.095	6.0	.125	.827	3	R217.33-048200AC19P	*	*	*	*	*	*	.236	2.219	2.244
UNC 5/16	18.0	.244	.122	8.0	.139	1.022	3	R217.33-062180AC24P	*	*	*	*	*	*	.315	2.453	2.480

C

D

E



A193



A194



E9



E26



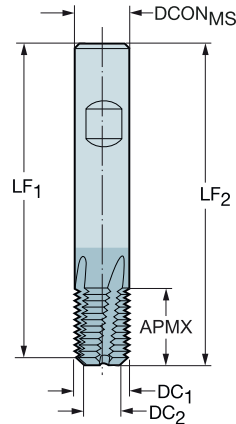
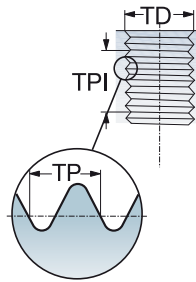
E14

Fresa de topo CoroMill® Plura inteiraça de metal duro para fresamento de roscas

Para múltiplos materiais

Roscas internas

FHA 10°
TCDCON h6

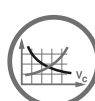


NPT 60°

TPI	DC ₁	DC ₂	CZC _{MS}	APMX	ZEFP	Código para pedido	P	M	K	N	S	H	Dimensões, polegadas		
							1630	1630	1630	1630	1630	1630	DCON _{MS}	LF ₁	LF ₂
27.0	.311	.150	8.0	.453	3	R217.53-079270AC11N	*	*	*	*	*	*	.315	2.243	2.283
18.0	.390	.189	10.0	.627	3	R217.53-099180AC15N	*	*	*	*	*	*	.394	2.548	2.598
14.0	.626	.313	16.0	.806	4	R217.54-159140AC20N	*	*	*	*	*	*	.630	3.150	3.228
11.5	.783	.386	20.0	1.068	5	R217.55-199115AC27N	*	*	*	*	*	*	.787	3.523	3.622

NPTF 60°

TPI	DC ₁	DC ₂	CZC _{MS}	APMX	ZEFP	Código para pedido	P	M	K	N	S	H	Dimensões, polegadas		
							1630	1630	1630	1630	1630	1630	DCON _{MS}	LF ₁	LF ₂
27.0	.311	.150	8.0	.453	3	R217.73-079270AC11N	*	*	*	*	*	*	.315	2.243	2.283
18.0	.390	.189	10.0	.627	3	R217.73-099180AC15N	*	*	*	*	*	*	.394	2.548	2.598
14.0	.626	.313	16.0	.806	4	R217.74-159140AC20N	*	*	*	*	*	*	.630	3.150	3.228
11.5	.783	.386	20.0	1.068	5	R217.75-199115AC27N	*	*	*	*	*	*	.787	3.523	3.622



A193



A194



E9



E26



E14




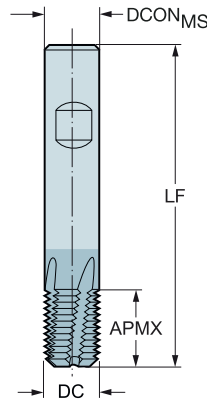
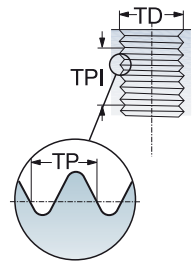
Fresa de topo CoroMill® Plura inteiraça de metal duro para fresamento de roscas

Para múltiplos materiais

Interno e externo

FHA
BSG
TCDCON

10°
COROMANT
h6



Rosca G

FTDZ	TPI	DC	CZC _{MS}	APMX	ZEFP	Código para pedido	P	M	K	N	S	H	Dimensões, polegadas	
							1630	1630	1630	1630	1630	1630	DCON _{MS}	LF
G1/8	28.0	.236	6.0	.606	3	R217.93-060280BC15N	*	*	*	*	*	*	.236	2.244
G1/4	19.0	.394	10.0	.787	4	R217.94-100190BC20N	*	*	*	*	*	*	.394	2.835
G3/8	19.0	.551	14.0	1.051	5	R217.95-140190BC26N	*	*	*	*	*	*	.551	3.268
G1/2 5/8	14.0	.630	16.0	1.213	5	R217.95-160140BC30N	*	*	*	*	*	*	.630	3.622
G5/8 3/4 7/8	14.0	.787	20.0	1.425	4	R217.95-200140BC35N	*	*	*	*	*	*	.787	4.094
G1"-3"	11.0	.984	25.0	1.817	5	R217.95-250110BC45N	*	*	*	*	*	*	.984	4.764

C

D

E



Fresa de topo inteiriça de cerâmica CoroMill Plura para desbaste em alta velocidade

Quando usar

Otimizada para faceamento e fresamento de cantos a 90° de ligas à base de níquel
Uma solução produtiva e estável para aplicações em motores aeroespaciais

Material ISO	S
Classe	CG6060
Haste	Cilíndrica

Gama de produtos

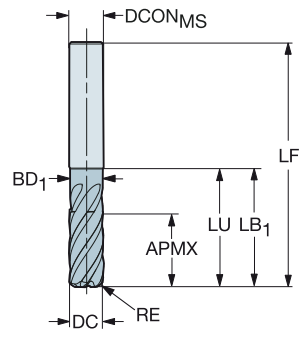
Otimizada para fresamento lateral e faceamento em ligas à base de níquel



Fresa de topo inteiriça de cerâmica CoroMill Plura para desbaste em alta velocidade

Para ligas à base de níquel

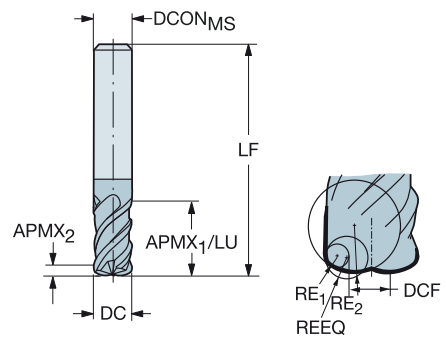
FHA 35°
BSG COROMANT
TCDC h9
TCDCON h6



Versão métrica

								s	Dimensões, mm			
								6000	DCON _{MS}	LF	BD ₁	LB ₁
DC	CZC _{MS}	APMX	RE	LU	ZAFP	Código para pedido		*	10.0	60.0	9.5	15.0
10.0	10	7.5	2.00	15.0	6	2F210-1000-200-SC		*	10.0	60.0	9.5	15.0
12.0	12	9.0	2.00	18.0	6	2F210-1200-200-SC		*	12.0	65.0	11.4	18.0

FHA 38°
BSG COROMANT
TCDC h9
TCDCON h6



Versão métrica

								s	Dimensões, mm				
								6000	DCON	DCF	LF	REEQ	
DC	CZC _{MS}	APMX ₁	APMX ₂	RE ₁	RE ₂	LU	ZAFP	Código para pedido	*	10.0	3.4	60.0	1.99
10.0	10	15.0	0.7	1.5	5.0	15.0	4	2H310-1000-150-SC	*	10.0	3.4	60.0	1.99
12.0	12	18.0	0.8	1.5	6.0	18.0	4	2H310-1200-150-SC	*	12.0	4.5	65.0	2.10



CoroMill® 316


Desbaste ao acabamento

Aplicação

- Fresamento de canais
- Interpolação helicoidal
- Fresamento de cantos a 90°
- Fresamento de perfis
- Fresas de facear com alto avanço
- Fresamento de chanfros



Área de aplicação ISO



www.sandvik.coromant.com/coromill316

Gama de produtos

- Ferramentas com capacidade de alto avanço
- Geometria quebra-cavacos
- Ferramentas com refrigeração interna
- Geometrias para desbaste ao super-acabamento
- Amplo programa de hastes e adaptadores de máquina integrados

Acoplamento EH Coromant

O acoplamento Coromant EH propicia confiabilidade e precisão entre a cabeça e a haste. É fácil manusear e a cabeça pode ser trocada em poucos segundos.



Para pedidos, veja o catálogo de Ferramentas Rotativas.

A

FRESAMENTO

Otimizado

Cabeça CoroMill® 316 inteira de metal duro para fresamento pesado

Quando usar

Primeira escolha para desbaste em ISO P e ISO M

Material ISO




Classe

1730

Haste

Coromant EH

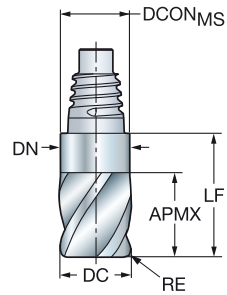


Cabeça CoroMill® 316 inteira de metal duro para fresamento pesado

Para aços inoxidáveis e aços com dureza ≤ 48 HRC

FHA
BSG
TCDC

42°
COROMANT
h10



Versão métrica

DC	CZC _{MS}	APMX	RE	ZEFP	Código para pedido	Dimensões, mm						
						P	M	K	S			
10.0	E10	12.0	0.50	4	316-10SL442-10005P	★	★	☆	☆	9.7	18.5	9.7
	E10	12.0	1.00	4	316-10SL442-10010P	★	★	☆	☆	9.7	18.5	9.7
	E10	12.0	1.50	4	316-10SL442-10015P	★	★	☆	☆	9.7	18.5	9.7
	E10	12.0	2.00	4	316-10SL442-10020P	★	★	☆	☆	9.7	18.5	9.7
	E10	12.0	3.00	4	316-10SL442-10030P	★	★	☆	☆	9.7	18.5	9.7
12.0	E12	14.4	0.50	4	316-12SL442-12005P	★	★	☆	☆	11.7	22.0	11.7
	E12	14.4	1.00	4	316-12SL442-12010P	★	★	☆	☆	11.7	22.0	11.7
	E12	14.4	1.50	4	316-12SL442-12015P	★	★	☆	☆	11.7	22.0	11.7
	E12	14.4	2.00	4	316-12SL442-12020P	★	★	☆	☆	11.7	22.0	11.7
	E12	14.4	3.00	4	316-12SL442-12030P	★	★	☆	☆	11.7	22.0	11.7
16.0	E16	19.2	0.50	4	316-16SL442-16005P	★	★	☆	☆	15.5	29.1	15.5
	E16	19.2	1.00	4	316-16SL442-16010P	★	★	☆	☆	15.5	29.1	15.5
	E16	19.2	1.50	4	316-16SL442-16015P	★	★	☆	☆	15.5	29.1	15.5
	E16	19.2	2.00	4	316-16SL442-16020P	★	★	☆	☆	15.5	29.1	15.5
	E16	19.2	3.00	4	316-16SL442-16030P	★	★	☆	☆	15.5	29.1	15.5
20.0	E20	24.0	0.50	4	316-20SL442-20005P	★	★	☆	☆	19.3	34.2	19.3
	E20	24.0	1.00	4	316-20SL442-20010P	★	★	☆	☆	19.3	34.2	19.3
	E20	24.0	2.00	4	316-20SL442-20020P	★	★	☆	☆	19.3	34.2	19.3
	E20	24.0	3.00	4	316-20SL442-20030P	★	★	☆	☆	19.3	34.2	19.3
	E20	24.0	4.00	4	316-20SL442-20040P	★	★	☆	☆	19.3	34.2	19.3
25.0	E25	30.0	0.50	4	316-25SL442-25005P	★	★	☆	☆	24.2	41.9	24.2
	E25	30.0	1.00	4	316-25SL442-25010P	★	★	☆	☆	24.2	41.9	24.2
	E25	30.0	1.50	4	316-25SL442-25015P	★	★	☆	☆	24.2	41.9	24.2
	E25	30.0	2.00	4	316-25SL442-25020P	★	★	☆	☆	24.2	41.9	24.2
	E25	30.0	3.00	4	316-25SL442-25030P	★	★	☆	☆	24.2	41.9	24.2
E25	30.0	4.00	4	316-25SL442-25040P	★	★	☆	☆	24.2	41.9	24.2	



A179



A194



E9



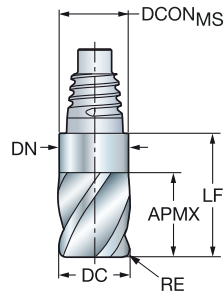
E25

Cabeça CoroMill® 316 inteira de metal duro para fresamento pesado

Para aços inoxidáveis e aços com dureza ≤ 48 HRc

FHA
BSG
TCDC

42°
COROMANT
h10



Versão em polegadas

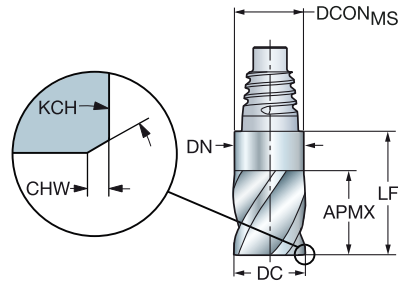
						P	M	K	S	Dimensões, polegadas		
DC	CZC _{MS}	APMX	RE	ZEFP	Código para pedido	1730	1730	1730	1730	DCON _{MS}	LF	DN
.375	E10	.453	.015	4	A316-10SL442-03704P	★	★	☆	☆	.364	.713	.364
	E10	.453	.030	4	A316-10SL442-03708P	★	★	☆	☆	.364	.713	.364
	E10	.453	.060	4	A316-10SL442-03715P	★	★	☆	☆	.364	.713	.364
.500	E12	.602	.015	4	A316-12SL442-05004P	★	★	☆	☆	.484	.898	.484
	E12	.602	.030	4	A316-12SL442-05008P	★	★	☆	☆	.484	.898	.484
	E12	.602	.060	4	A316-12SL442-05015P	★	★	☆	☆	.484	.898	.484
	E12	.602	.090	4	A316-12SL442-05023P	★	★	☆	☆	.484	.898	.484
	E12	.602	.120	4	A316-12SL442-05031P	★	★	☆	☆	.484	.898	.484
.625	E16	.752	.015	4	A316-16SL442-06204P	★	★	☆	☆	.610	1.146	.610
	E16	.752	.030	4	A316-16SL442-06208P	★	★	☆	☆	.610	1.146	.610
	E16	.752	.060	4	A316-16SL442-06215P	★	★	☆	☆	.610	1.146	.610
	E16	.752	.090	4	A316-16SL442-06223P	★	★	☆	☆	.610	1.146	.610
	E16	.752	.120	4	A316-16SL442-06231P	★	★	☆	☆	.610	1.146	.610
.750	E20	.902	.015	4	A316-20SL442-07504P	★	★	☆	☆	.728	1.291	.728
	E20	.902	.030	4	A316-20SL442-07508P	★	★	☆	☆	.728	1.291	.728
	E20	.902	.060	4	A316-20SL442-07515P	★	★	☆	☆	.728	1.291	.728
	E20	.902	.090	4	A316-20SL442-07523P	★	★	☆	☆	.728	1.291	.728
	E20	.902	.120	4	A316-20SL442-07531P	★	★	☆	☆	.728	1.291	.728
	E20	.902	.190	4	A316-20SL442-07548P	★	★	☆	☆	.728	1.291	.728
	E20	.902	.250	4	A316-20SL442-07563P	★	★	☆	☆	.728	1.291	.728
1.000	E25	1.201	.060	4	A316-25SL442-10015P	★	★	☆	☆	.965	1.665	.965
	E25	1.201	.120	4	A316-25SL442-10031P	★	★	☆	☆	.965	1.665	.965
	E25	1.201	.190	4	A316-25SL442-10048P	★	★	☆	☆	.965	1.665	.965
	E25	1.201	.250	4	A316-25SL442-10063P	★	★	☆	☆	.965	1.665	.965



Cabeça CoroMill® 316 inteiriça de metal duro para fresamento pesado

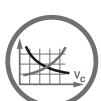
Para aços inoxidáveis e aços com dureza ≤ 48 HRc

FHA 42°
BSG COROMANT
TCDC h10



Versão métrica

DC	CZC _{MS}	APMX	CHW	KCH	ZEP	Código para pedido	Dimensões, mm					
							P	M	S			
10.0	E10	12.0	0.15	45°	4	316-10SL442-10000P	1730	1730	1730	DCON _{MS}	LF	DN
12.0	E12	14.4	0.15	45°	4	316-12SL442-12000P	★	★	☆	11.7	22.0	11.7
16.0	E16	19.2	0.25	45°	4	316-16SL442-16000P	★	★	☆	15.5	29.1	15.5
20.0	E20	24.0	0.25	45°	4	316-20SL442-20000P	★	★	☆	19.3	34.2	19.3
25.0	E25	30.0	0.25	45°	4	316-25SL442-25000P	★	★	☆	24.2	41.9	24.2



A179



A194



E9



E25

Cabeça CoroMill® 316 inteira de metal duro para fresamento de várias operações estáveis

Quando usar

Quando você precisa de uma operação de desbaste com bom desempenho em diversas aplicações e materiais diferentes

Primeira escolha em aplicações de fresamento geral

Material ISO



Classe


1730

Haste

Coromant EH

Gama de produtos

O passo diferencial reduz a vibração

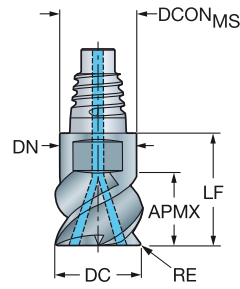


Cabeça CoroMill® 316 inteiriça de metal duro para fresamento de várias operações estáveis

Para vários materiais com dureza ≤ 48 HRc

FHA
BSG
TCDC

50°
COROMANT
h9

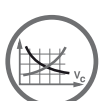


Versão métrica

DC	CZC _{MS}	APMX	RE	CNSC	CXSC	ZEFP	Código para pedido	Dimensões, mm						
								P	M	K	S	DCON _{MS}	LF	DN
10.0	E10	6.0	0.50	1	2	4	316-10SM450C10005P	★	★	☆	☆	9.7	12.4	9.7
	E10	6.0	1.00	1	2	4	316-10SM450C10010P	★	★	☆	☆	9.7	12.4	9.7
	E10	6.0	1.50	1	2	4	316-10SM450C10015P	★	★	☆	☆	9.7	12.4	9.7
	E10	6.0	2.00	1	2	4	316-10SM450C10020P	★	★	☆	☆	9.7	12.4	9.7
	E10	6.0	3.00	1	2	4	316-10SM450C10030P	★	★	☆	☆	9.7	12.4	9.7
12.0	E12	7.5	0.50	1	2	4	316-12SM450C12005P	★	★	☆	☆	11.7	14.5	11.7
	E12	7.5	1.00	1	2	4	316-12SM450C12010P	★	★	☆	☆	11.7	14.5	11.7
	E12	7.5	2.00	1	2	4	316-12SM450C12020P	★	★	☆	☆	11.7	14.5	11.7
	E12	7.5	3.00	1	2	4	316-12SM450C12030P	★	★	☆	☆	11.7	14.5	11.7
	E12	7.5	4.00	1	2	4	316-12SM450C12040P	★	★	☆	☆	11.7	14.5	11.7
16.0	E16	10.0	0.50	1	3	4	316-16SM450C16005P	★	★	☆	☆	15.5	18.7	15.5
	E16	10.0	1.00	1	2	4	316-16SM450C16010P	★	★	☆	☆	15.5	18.7	15.5
	E16	10.0	1.50	1	2	4	316-16SM450C16015P	★	★	☆	☆	15.5	18.7	15.5
	E16	10.0	2.00	1	2	4	316-16SM450C16020P	★	★	☆	☆	15.5	18.7	15.5
	E16	10.0	3.00	1	2	4	316-16SM450C16030P	★	★	☆	☆	15.5	18.7	15.5
20.0	E20	12.0	0.50	1	3	4	316-20SM450C20005P	★	★	☆	☆	19.3	21.3	19.3
	E20	12.0	1.00	1	2	4	316-20SM450C20010P	★	★	☆	☆	19.3	21.3	19.3
	E20	12.0	1.50	1	2	4	316-20SM450C20015P	★	★	☆	☆	19.3	21.3	19.3
	E20	12.0	2.00	1	2	4	316-20SM450C20020P	★	★	☆	☆	19.3	21.3	19.3
	E20	12.0	3.00	1	2	4	316-20SM450C20030P	★	★	☆	☆	19.3	21.3	19.3
25.0	E25	15.0	0.50	1	3	4	316-25SM450C25005P	★	★	☆	☆	19.3	21.3	19.3
	E25	15.0	1.00	1	2	5	316-25SM550C25010P	★	★	☆	☆	24.2	25.6	24.2
	E25	15.0	1.50	1	2	5	316-25SM550C25015P	★	★	☆	☆	24.2	25.6	24.2
	E25	15.0	2.00	1	2	5	316-25SM550C25020P	★	★	☆	☆	24.2	25.6	24.2

Versão em polegadas

DC	CZC _{MS}	APMX	RE	CNSC	CXSC	ZEFP	Código para pedido	Dimensões, polegadas						
								P	M	K	S	DCON _{MS}	LF	DN
.375	E10	.236	.015	1	3	4	A316-10SM450C03704P	★	★	☆	☆	.364	.488	.364
	E10	.236	.031	1	3	4	A316-10SM450C03708P	★	★	☆	☆	.364	.488	.364
.500	E12	.315	.015	1	3	4	A316-12SM450C05004P	★	★	☆	☆	.484	.571	.484
	E12	.315	.031	1	3	4	A316-12SM450C05008P	★	★	☆	☆	.484	.571	.484
.625	E12	.315	.062	1	3	4	A316-12SM450C05015P	★	★	☆	☆	.484	.571	.484
	E16	.394	.031	1	3	4	A316-16SM450C06208P	★	★	☆	☆	.610	.736	.610
.750	E16	.394	.062	1	3	4	A316-16SM450C06215P	★	★	☆	☆	.610	.736	.610
	E20	.453	.031	1	3	4	A316-20SM450C07508P	★	★	☆	☆	.728	.839	.728
.875	E20	.453	.062	1	3	4	A316-20SM450C07515P	★	★	☆	☆	.728	.839	.728
	E20	.453	.125	1	3	4	A316-20SM450C07532P	★	★	☆	☆	.728	.839	.728
1.000	E20	.453	.250	1	3	4	A316-20SM450C07563P	★	★	☆	☆	.728	.839	.728
	E25	.610	.125	1	3	5	A316-25SM550C10032P	★	★	☆	☆	.965	1.008	.965
1.125	E25	.610	.188	1	3	5	A316-25SM550C10047P	★	★	☆	☆	.965	1.008	.965
	E25	.610	.250	1	3	5	A316-25SM550C10063P	★	★	☆	☆	.965	1.008	.965



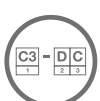
A184



A194



E9



E25



E28

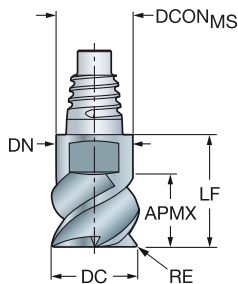


Cabeça CoroMill® 316 inteiriça de metal duro para fresamento de várias operações estáveis

Para vários materiais com dureza ≤ 48 HRc

FHA
BSG
TCDC

50°
COROMANT
h9



B Versão métrica

						P	M	K	S	Dimensões, mm		
DC	CZC _{MS}	APMX	RE	ZEFP	Código para pedido	1730	1730	1730	1730	DCON _{MS}	LF	DN
10.0	E10	5.5	0.50	3	316-10SM350-10005P	★	★	☆	☆	9.7	12.4	9.7
	E10	5.5	0.50	4	316-10SM450-10005P	★	★	☆	☆	9.7	12.4	9.7
	E10	5.5	1.00	3	316-10SM350-10010P	★	★	☆	☆	9.7	12.4	9.7
	E10	5.5	1.00	4	316-10SM450-10010P	★	★	☆	☆	9.7	12.4	9.7
	E10	5.5	1.50	4	316-10SM450-10015P	★	★	☆	☆	9.7	12.4	9.7
	E10	5.5	2.00	4	316-10SM450-10020P	★	★	☆	☆	9.7	12.4	9.7
12.0	E12	6.5	0.50	4	316-12SM450-12005P	★	★	☆	☆	11.7	14.5	11.7
	E12	6.5	0.50	3	316-12SM350-12005P	★	★	☆	☆	11.7	14.5	11.7
	E12	6.5	1.00	3	316-12SM350-12010P	★	★	☆	☆	11.7	14.5	11.7
	E12	6.5	1.00	4	316-12SM450-12010P	★	★	☆	☆	11.7	14.5	11.7
	E12	6.5	1.50	4	316-12SM450-12015P	★	★	☆	☆	11.7	14.5	11.7
	E12	6.5	2.00	4	316-12SM450-12020P	★	★	☆	☆	11.7	14.5	11.7
16.0	E16	8.5	0.50	4	316-16SM450-16005P	★	★	☆	☆	15.5	18.7	15.5
	E16	8.5	0.50	3	316-16SM350-16005P	★	★	☆	☆	15.5	18.7	15.5
	E16	8.5	1.00	4	316-16SM450-16010P	★	★	☆	☆	15.5	18.7	15.5
	E16	8.5	1.00	3	316-16SM350-16010P	★	★	☆	☆	15.5	18.7	15.5
	E16	8.5	1.50	4	316-16SM450-16015P	★	★	☆	☆	15.5	18.7	15.5
	E16	8.5	2.00	4	316-16SM450-16020P	★	★	☆	☆	15.5	18.7	15.5
20.0	E20	11.0	0.50	4	316-20SM450-20005P	★	★	☆	☆	19.3	21.3	19.3
	E20	11.0	0.50	3	316-20SM350-20005P	★	★	☆	☆	19.3	21.3	19.3
	E20	11.0	1.00	4	316-20SM450-20010P	★	★	☆	☆	19.3	21.3	19.3
	E20	11.0	1.00	3	316-20SM350-20010P	★	★	☆	☆	19.3	21.3	19.3
	E20	11.0	1.50	4	316-20SM450-20015P	★	★	☆	☆	19.3	21.3	19.3
	E20	11.0	2.00	4	316-20SM450-20020P	★	★	☆	☆	19.3	21.3	19.3
25.0	E25	13.5	1.00	5	316-25SM550-25010P	★	★	☆	☆	24.2	25.6	24.2
	E25	13.5	1.50	5	316-25SM550-25015P	★	★	☆	☆	24.2	25.6	24.2
	E25	13.5	2.00	5	316-25SM550-25020P	★	★	☆	☆	24.2	25.6	24.2
						★	★	☆	☆	24.2	25.6	24.2

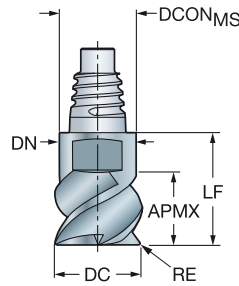


Cabeça CoroMill® 316 inteiriça de metal duro para fresamento de várias operações estáveis

Para vários materiais com dureza ≤ 48 HRc

FHA
BSG
TCDC

50°
COROMANT
h9



Versão em polegadas

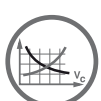
DC	CZC _{MS}	APMX	RE	ZEFP	Código para pedido	Dimensões, polegadas						
						DC	LF	DN				
.375	E10	.209	.015	4	A316-10SM450-03704P	★	★	☆	☆	.364	.488	.364
	E10	.209	.015	3	A316-10SM350-03704P	★	★	☆	☆	.364	.488	.364
	E10	.209	.031	4	A316-10SM450-03708P	★	★	☆	☆	.364	.488	.364
	E10	.209	.031	3	A316-10SM350-03708P	★	★	☆	☆	.364	.488	.364
	E10	.209	.062	4	A316-10SM450-03715P	★	★	☆	☆	.364	.488	.364
	E10	.209	.062	3	A316-10SM350-03715P	★	★	☆	☆	.364	.488	.364
.500	E12	.276	.015	4	A316-12SM450-05004P	★	★	☆	☆	.484	.575	.484
	E12	.276	.015	3	A316-12SM350-05004P	★	★	☆	☆	.484	.575	.484
	E12	.276	.031	4	A316-12SM450-05008P	★	★	☆	☆	.484	.575	.484
	E12	.276	.031	3	A316-12SM350-05008P	★	★	☆	☆	.484	.575	.484
	E12	.276	.062	3	A316-12SM350-05015P	★	★	☆	☆	.484	.575	.484
.625	E16	.335	.015	3	A316-16SM350-06204P	★	★	☆	☆	.610	.736	.610
	E16	.335	.031	4	A316-16SM450-06208P	★	★	☆	☆	.610	.736	.610
.750	E20	.413	.031	4	A316-20SM450-07508P	★	★	☆	☆	.728	.839	.728
	E20	.413	.031	3	A316-20SM350-07508P	★	★	☆	☆	.728	.839	.728
	E20	.413	.125	4	A316-20SM450-07532P	★	★	☆	☆	.728	.839	.728
	E20	.413	.250	4	A316-20SM450-07563P	★	★	☆	☆	.728	.839	.728
1.000	E25	.551	.062	5	A316-25SM550-10015P	★	★	☆	☆	.965	1.008	.965
	E25	.551	.125	5	A316-25SM550-10032P	★	★	☆	☆	.965	1.008	.965
	E25	.551	.188	5	A316-25SM550-10047P	★	★	☆	☆	.965	1.008	.965
	E25	.551	.250	5	A316-25SM550-10063P	★	★	☆	☆	.965	1.008	.965

B

C

D

E



A184



A194



E9



E25

Cabeça inteiriça de metal duro CoroMill® 316 para fresamento lateral

Quando usar

B

Primeira escolha para fresamento lateral em ligas de titânio

Excelente em condições intermediárias (ae acima de 10% Dc)
quando for necessário bom acabamento superficial

Material ISO	S
Classe	1745
Haste	Coromant EH

Gama de produtos

Classe específica para ligas de titânio

C

D

E

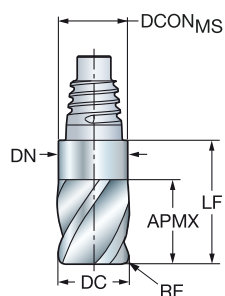


Cabeça inteira de metal duro CoroMill® 316 para fresamento lateral

Ligas à base de titânio

FHA
BSG
TCDC

42°
COROMANT
h10



Versão métrica

						s	Dimensões, mm		
						T745	DCON _{MS}	LF	DN
DC	CZC _{MS}	APMX	RE	ZEPF	Código para pedido				
10.0	E10	15.0	0.50	6	316-10FL642-10005L	★	9.7	23.3	9.7
	E10	15.0	1.00	6	316-10FL642-10010L	★	9.7	23.3	9.7
	E10	15.0	2.00	6	316-10FL642-10020L	★	9.7	23.3	9.7
12.0	E12	18.0	0.50	6	316-12FL642-12005L	★	11.7	27.4	11.7
	E12	18.0	1.00	6	316-12FL642-12010L	★	11.7	27.4	11.7
	E12	18.0	2.00	6	316-12FL642-12020L	★	11.7	27.4	11.7
16.0	E12	18.0	3.00	6	316-12FL642-12030L	★	11.7	27.4	11.7
	E16	24.0	0.50	6	316-16FL642-16005L	★	15.5	35.6	15.5
	E16	24.0	1.00	6	316-16FL642-16010L	★	15.5	35.6	15.5
16.0	E16	24.0	2.00	6	316-16FL642-16020L	★	15.5	35.6	15.5
	E16	24.0	3.00	6	316-16FL642-16030L	★	15.5	35.6	15.5
	E16	24.0	4.00	6	316-16FL642-16040L	★	15.5	35.6	15.5
20.0	E20	30.0	1.00	6	316-20FL642-20010L	★	19.3	41.7	19.3
	E20	30.0	2.00	6	316-20FL642-20020L	★	19.3	41.7	19.3
	E20	30.0	3.00	6	316-20FL642-20030L	★	19.3	41.7	19.3
	E20	30.0	4.00	6	316-20FL642-20040L	★	19.3	41.7	19.3
25.0	E25	37.5	1.00	6	316-25FL642-25010L	★	24.2	51.0	24.2
	E25	37.5	2.00	6	316-25FL642-25020L	★	24.2	51.0	24.2
	E25	37.5	3.00	6	316-25FL642-25030L	★	24.2	51.0	24.2

Versão em polegadas

						s	Dimensões, polegadas		
						T745	DCON _{MS}	LF	DN
DC	CZC _{MS}	APMX	RE	ZEPF	Código para pedido				
.375	E10	.563	.030	6	A316-10FL642-03708L	★	.364	.890	.362
	E10	.563	.060	6	A316-10FL642-03715L	★	.364	.890	.362
.500	E12	.750	.030	6	A316-12FL642-05008L	★	.484	1.122	.500
	E12	.750	.060	6	A316-12FL642-05015L	★	.484	1.122	.500
	E12	.750	.090	6	A316-12FL642-05023L	★	.484	1.122	.500
	E12	.750	.120	6	A316-12FL642-05031L	★	.484	1.122	.500
.625	E16	.937	.030	6	A316-16FL642-06208L	★	.610	1.402	.610
	E16	.937	.060	6	A316-16FL642-06215L	★	.610	1.402	.610
	E16	.937	.090	6	A316-16FL642-06223L	★	.610	1.402	.610
	E16	.937	.120	6	A316-16FL642-06231L	★	.610	1.402	.610
.750	E20	1.125	.030	6	A316-20FL642-07508L	★	.728	1.587	.728
	E20	1.125	.060	6	A316-20FL642-07515L	★	.728	1.587	.728
	E20	1.125	.090	6	A316-20FL642-07523L	★	.728	1.587	.728
	E20	1.125	.120	6	A316-20FL642-07531L	★	.728	1.587	.728
1.000	E25	1.500	.030	6	A316-25FL642-10008L	★	.965	2.032	.965
	E25	1.500	.060	6	A316-25FL642-10015L	★	.965	2.032	.965
	E25	1.500	.090	6	A316-25FL642-10023L	★	.965	2.032	.965
	E25	1.500	.120	6	A316-25FL642-10031L	★	.965	2.032	.965



A181



E9

A

FRESAMENTO

Otimizado

Cabeça CoroMill® 316 inteiriça de metal duro para faceamento com alto avanço

POR

Quando usar

Fresa de facear para altos avanços
Desbaste com alto avanço de perfis 3D

Material ISO



Classe

1730

Haste

Coromant EH

Gama de produtos


Para vários materiais com dureza ≤ 48 HRc

B

C

D

E

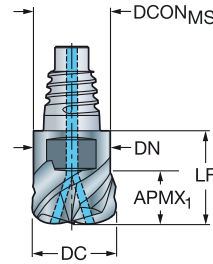
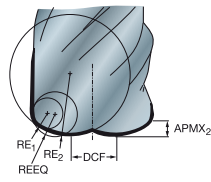


Cabeça inteira de metal duro CoroMill® 316 para faceamento de alto avanço

Para vários materiais com dureza ≤ 48 HRc

BSG
TCDC

COROMANT
h9

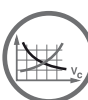


Versão métrica

DC	CZC _{MS}	APMX ₁	APMX ₂	RE ₁	RE ₂	CNCS	CXSC	ZEFP	FHA	Código para pedido	Dimensões, mm								
											P	M	K	S					
10.0	E10	6.0	0.7	1.5	5.0	1	2	4	50°	316-10HM450C10015P	1730	1730	1730	1730	DCON _{MS}	DCF	LF	DN	REEQ
12.0	E12	7.5	0.8	1.5	6.0	1	2	4	50°	316-12HM450C12015P	★	★	☆	☆	11.7	4.5	14.5	11.7	2.10
16.0	E16	10.0	1.0	2.0	8.0	1	2	4	50°	316-16HM450C16020P	★	★	☆	☆	15.5	6.2	18.7	15.5	2.75
20.0	E20	12.0	1.3	2.0	10.0	1	2	4	50°	316-20HM450C20020P	★	★	☆	☆	19.3	8.0	21.3	19.3	3.07
25.0	E25	13.0	1.6	3.0	12.0	1	3	5	50°	316-25HM550C25030P	★	★	☆	☆	24.2	10.0	25.6	24.2	4.21

Versão em polegadas

DC	CZC _{MS}	APMX ₁	APMX ₂	RE ₁	RE ₂	CNCS	CXSC	ZEFP	FHA	Código para pedido	Dimensões, polegadas								
											P	M	K	S					
.375	E10	.236	.024	.060	.181	1	3	4	50°	A316-10HM450C03715P	1730	1730	1730	1730	DCON _{MS}	DCF	LF	DN	REEQ
.500	E12	.315	.033	.060	.236	1	3	4	50°	A316-12HM450C05015P	★	★	☆	☆	.484	.197	.571	.484	.086
.625	E16	.394	.039	.080	.315	1	3	4	50°	A316-16HM450C06220P	★	★	☆	☆	.610	.236	.736	.610	.110
.750	E20	.453	.047	.080	.354	1	3	4	50°	A316-20HM450C07520P	★	★	☆	☆	.728	.315	.839	.728	.117



A183



A194



E9



E25



E28

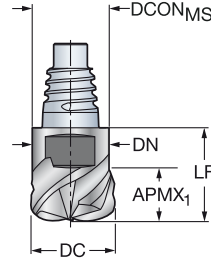
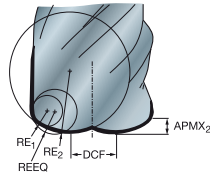


Cabeça inteira de metal duro CoroMill® 316 para faceamento de alto avanço

Para vários materiais com dureza ≤ 48 HRc

TCDC

h9



Versão métrica

DC	CZC _{MS}	APMX ₁	APMX ₂	RE ₁	RE ₂	ZEFP	FHA	Código para pedido	P	M	K	S	Dimensões, mm				
									1730	1730	1730	1730	DCON _{MS}	DCF	LF	DN	REEQ
10.0	E10	5.5	0.7	1.5	5.0	3	50°	316-10HM350-10015P	★	★	☆	☆	9.7	3.4	12.4	9.7	1.99
	E10	5.5	0.7	1.5	5.0	4	50°	316-10HM450-10015P	★	★	☆	☆	9.7	3.4	12.4	9.7	1.99
12.0	E12	6.5	0.8	1.5	6.0	3	50°	316-12HM350-12015P	★	★	☆	☆	11.7	4.5	14.5	11.7	2.10
	E12	6.5	0.8	1.5	6.0	4	50°	316-12HM450-12015P	★	★	☆	☆	11.7	4.5	14.5	11.7	2.10
16.0	E16	8.5	1.0	2.0	8.0	3	50°	316-16HM350-16020P	★	★	☆	☆	15.5	6.2	18.7	15.5	2.75
	E16	8.5	1.0	2.0	8.0	4	50°	316-16HM450-16020P	★	★	☆	☆	15.5	6.2	18.7	15.5	2.75
20.0	E20	11.0	1.3	2.0	10.0	4	50°	316-20HM450-20020P	★	★	☆	☆	19.3	8.0	21.3	19.3	3.07
25.0	E25	13.5	1.6	3.0	12.0	4	50°	316-25HM450-25030P	★	★	☆	☆	24.2	10.0	25.6	24.2	4.21

Versão em polegadas

DC	CZC _{MS}	APMX ₁	APMX ₂	RE ₁	RE ₂	ZEFP	FHA	Código para pedido	P	M	K	S	Dimensões, polegadas				
									1730	1730	1730	1730	DCON _{MS}	DCF	LF	DN	REEQ
.375	E10	.209	.024	.060	.181	4	50°	A316-10HM450-03715P	★	★	☆	☆	.364	.134	.488	.364	.076
.500	E12	.276	.033	.060	.236	4	50°	A316-12HM450-05015P	★	★	☆	☆	.484	.197	.575	.484	.086
.625	E16	.335	.039	.080	.315	4	50°	A316-16HM450-06220P	★	★	☆	☆	.610	.236	.736	.610	.110
.750	E20	.413	.047	.080	.354	4	50°	A316-20HM450-07520P	★	★	☆	☆	.728	.315	.839	.728	.117



A183



A194



E9



E25



E28

Cabeça inteira de metal duro CoroMill® 316 para fresamento com alta carga de cavacos


Quando usar

Use quando for necessário espaço para escoamento de cavacos (p. ex.: canais em cheio)
Boa capacidade para usinagem em rampa e em mergulho

Material ISO	P M K S
Classe	1730
Haste	Coromant EH

Gama de produtos

Para vários materiais com dureza ≤ 48 HRc



A

FRESAMENTO

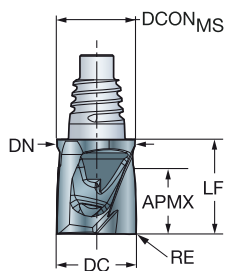
Otimizado

Cabeça inteira de metal duro CoroMill® 316 para fresamento com alta carga de cavacos

Para vários materiais com dureza ≤ 48 HRc

FHA
BSG
TCDC

10°
COROMANT
h10



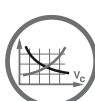
Versão métrica

DC	CZC _{MS}	APMX	RE	ZEFP	Código para pedido	Dimensões, mm						
						P	M	K	S			
10.0	E10	8.0	0.50	2	316-10SM210-10005P	★	★	☆	☆	DCON _{MS}	LF	DN
	E10	8.0	0.80	2	316-10SM210-10008P	★	★	☆	☆	9.7	11.8	9.7
	E10	8.0	1.00	2	316-10SM210-10010P	★	★	☆	☆	9.7	11.8	9.7
12.0	E12	10.0	0.50	2	316-12SM210-12005P	★	★	☆	☆	11.7	14.0	11.7
	E12	10.0	0.80	2	316-12SM210-12008P	★	★	☆	☆	11.7	14.0	11.7
16.0	E16	13.0	0.50	2	316-16SM210-16005P	★	★	☆	☆	15.5	18.1	15.5
	E16	13.0	0.80	2	316-16SM210-16008P	★	★	☆	☆	15.5	18.1	15.5
	E16	13.0	1.00	2	316-16SM210-16010P	★	★	☆	☆	15.5	18.1	15.5
	E16	13.0	3.00	2	316-16SM210-16030P	★	★	☆	☆	15.5	18.1	15.5

C

D

E



A191



A194



E9



E25

Cabeça CoroMill® 316 inteira de metal duro para remoção de cavacos grandes

Quando usar

Primeira escolha para usinagem de alumínio e materiais termoplásticos

Material ISO	N
Classe	H10F
Haste	Coromant EH

Gama de produtos

Para materiais não ferrosos

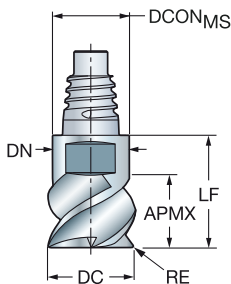


Cabeça CoroMill® 316 inteiriça de metal duro para remoção de cavacos grandes

Para materiais não ferrosos

FHA
BSG
TCDC

45°
COROMANT
h9

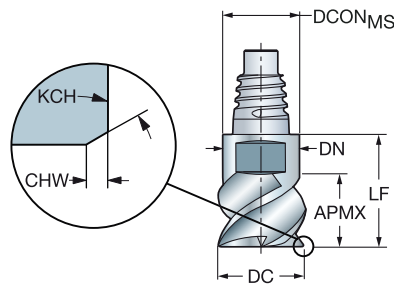


B Versão métrica

						N	Dimensões, mm		
DC	CZC _{MS}	APMX	RE	ZAFP	Código para pedido	H/D	DCON _{MS}	LF	DN
10.0	E10	5.5	1.00	3	316-10SM345-10010A	★	9.7	12.4	9.7
	E10	5.5	2.50	3	316-10SM345-10025A	★	9.7	12.4	9.7
12.0	E12	6.5	1.00	3	316-12SM345-12010A	★	11.7	14.5	11.7
	E12	6.5	2.50	3	316-12SM345-12025A	★	11.7	14.5	11.7
	E12	6.5	4.00	3	316-12SM345-12040A	★	11.7	14.5	11.7
16.0	E16	8.5	1.50	3	316-16SM345-16015A	★	15.5	18.7	15.5
	E16	8.5	2.50	3	316-16SM345-16025A	★	15.5	18.7	15.5
	E16	8.5	4.00	3	316-16SM345-16040A	★	15.5	18.7	15.5
20.0	E20	11.0	2.50	3	316-20SM345-20025A	★	19.3	21.3	19.3
	E20	11.0	4.00	3	316-20SM345-20040A	★	19.3	21.3	19.3
25.0	E25	13.5	4.00	3	316-25SM345-25040A	★	24.2	25.6	24.2

FHA
BSG
TCDC

45°
COROMANT
h9



D Versão métrica

						N	Dimensões, mm			
DC	CZC _{MS}	APMX	CHW	KCH	ZAFP	Código para pedido	H/D	DCON _{MS}	LF	DN
10.0	E10	5.5	0.10	45°	3	316-10SM345-10000A	★	9.7	12.4	9.7
12.0	E12	6.5	0.10	45°	3	316-12SM345-12000A	★	11.7	14.5	11.7
16.0	E16	8.5	0.15	45°	3	316-16SM345-16000A	★	15.5	18.7	15.5
20.0	E20	11.0	0.15	45°	3	316-20SM345-20000A	★	19.3	21.3	19.3
25.0	E25	13.5	0.15	45°	3	316-25SM345-25000A	★	24.2	25.6	24.2



Cabeça CoroMill® 316 inteira de metal duro para desbaste com quebra-cavacos

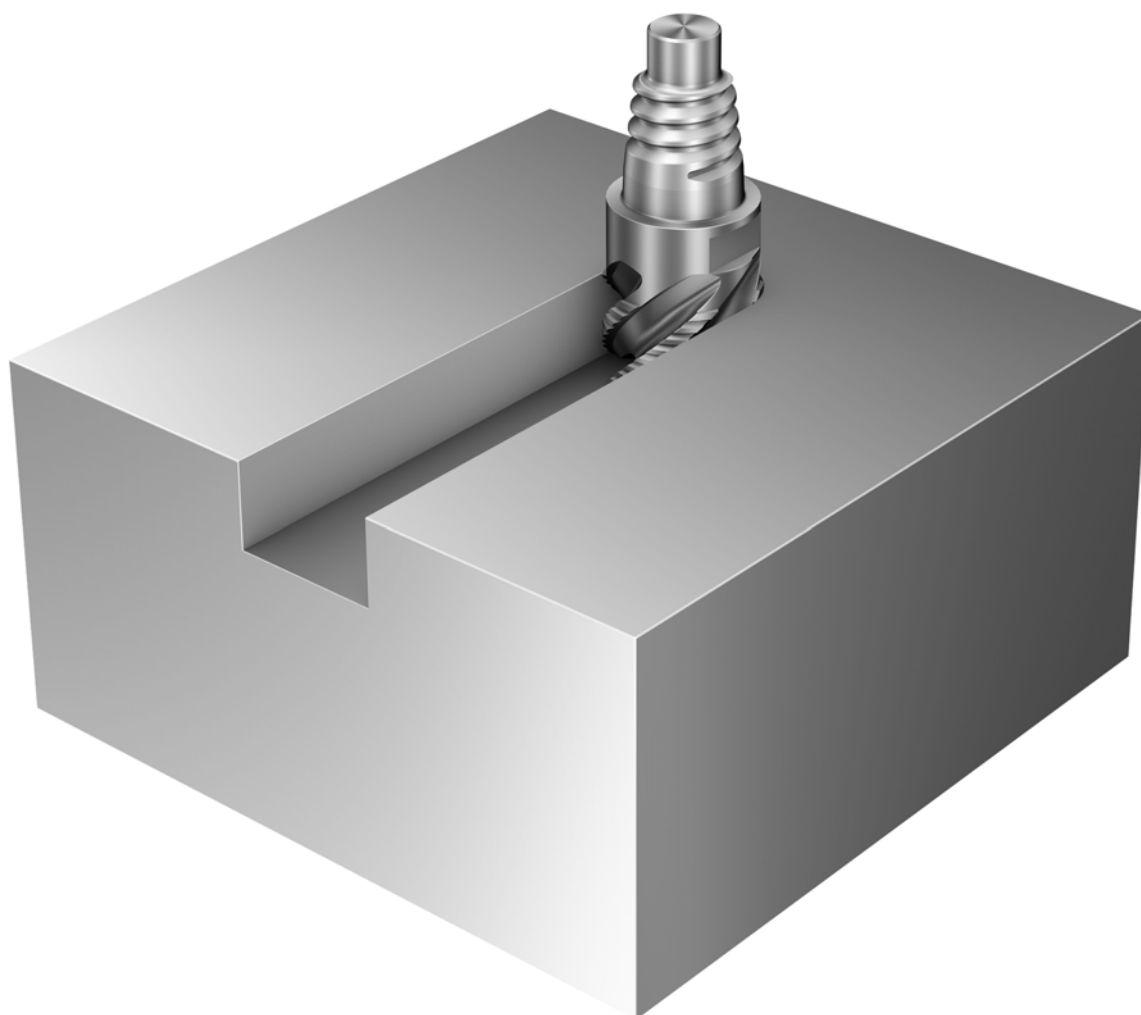
Quando usar

Quando for necessário quebrar os cavacos em pedaços menores
O solucionador de problemas em condições instáveis

Material ISO	P M K S
Classe	1730
Haste	Coromant EH

Gama de produtos

Para vários materiais com dureza ≤ 48 HRc

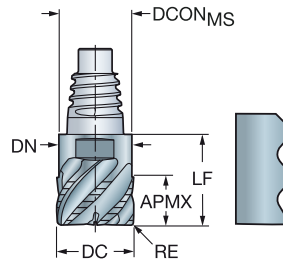


Cabeça CoroMill® 316 inteira de metal duro para desbaste com quebra-cavacos

Para vários materiais com dureza ≤ 48 HRc

FHA
BSG
TCDC

45°
COROMANT
h12



B Versão métrica

						P	M	K	S	Dimensões, mm		
DC	CZC _{MS}	APMX	RE	ZEFP	Código para pedido	1730	1730	1730	1730	DCON _{MS}	LF	DN
10.0	E10	5.5	0.40	4	316-10SM440-10004K	★	★	☆	☆	9.7	12.4	9.7
	E10	5.5	0.40	5	316-10SM545-10004K	★	★	☆	☆	9.7	12.4	9.7
12.0	E12	6.5	0.40	5	316-12SM545-12004K	★	★	☆	☆	11.7	14.5	11.7
	E12	6.5	0.40	4	316-12SM440-12004K	★	★	☆	☆	11.7	14.5	11.7
16.0	E16	8.5	0.40	6	316-16SM645-16004K	★	★	☆	☆	15.5	18.7	15.5
	E16	8.5	0.40	4	316-16SM440-16004K	★	★	☆	☆	15.5	18.7	15.5
20.0	E20	11.0	0.40	6	316-20SM645-20004K	★	★	☆	☆	19.3	21.3	19.3
25.0	E25	13.5	0.40	8	316-25SM845-25004K	★	★	☆	☆	24.2	25.6	24.2

C Versão em polegadas

						P	M	K	S	Dimensões, polegadas		
DC	CZC _{MS}	APMX	RE	ZEFP	Código para pedido	1730	1730	1730	1730	DCON _{MS}	LF	DN
.375	E10	.209	.016	4	A316-10SM440-03704K	★	★	☆	☆	.364	.488	.364
.500	E12	.276	.016	4	A316-12SM440-05004K	★	★	☆	☆	.484	.575	.484
	E12	.276	.062	4	A316-12SM440-05015K	★	★	☆	☆	.484	.575	.484
.625	E16	.335	.062	4	A316-16SM440-06215K	★	★	☆	☆	.610	.736	.610
.750	E20	.413	.015	4	A316-20SM440-07504K	★	★	☆	☆	.728	.839	.728
	E20	.413	.016	6	A316-20SM645-07504K	★	★	☆	☆	.728	.839	.728
1.000	E25	.551	.016	8	A316-25SM845-10004K	★	★	☆	☆	.965	1.008	.965



Cabeça CoroMill® 316 inteira de metal duro para perfilamento


Quando usar

Perfilamento com a mesma ferramenta em múltiplos materiais

Material ISO	P M K N S
Classe	1730
Haste	Coromant EH

Gama de produtos

Para vários materiais com dureza ≤ 48 HRc



A

FRESAMENTO

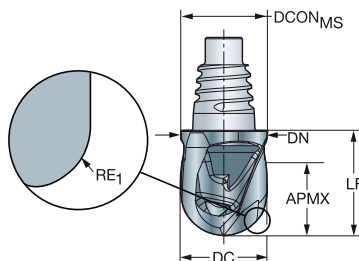
Otimizado

Cabeça CoroMill® 316 inteira de metal duro para perfilamento

Para vários materiais com dureza ≤ 48 HRc

BSG
TCDC
PSIR

COROMANT
h9
0°



Versão métrica

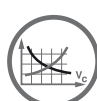
DC	CZC _{MS}	APMX	RE ₁	ZEFP	FHA	Código para pedido	P	M	K	S	Dimensões, mm		
							1730	1730	1730	1730	DCON _{MS}	Lf	DN
10.0	E10	8.0	5.00	2	10°	316-10BM210-10050G	★	★	☆	☆	9.7	11.8	9.7
12.0	E12	10.0	6.00	2	10°	316-12BM210-12060G	★	★	☆	☆	11.7	14.0	11.7
16.0	E16	13.0	8.00	2	10°	316-16BM210-16080G	★	★	☆	☆	15.5	18.1	15.5

Versão em polegadas

DC	CZC _{MS}	APMX	RE ₁	ZEFP	FHA	Código para pedido	P	M	K	S	Dimensões, polegadas		
							1730	1730	1730	1730	DCON _{MS}	Lf	DN
.375	E10	.315	.188	2	10°	A316-10BM210-03750G	★	★	☆	☆	.364	.465	.382
.500	E12	.413	.250	2	10°	A316-12BM210-05060G	★	★	☆	☆	.484	.551	.461
.625	E16	.512	.313	2	10°	A316-16BM210-06280G	★	★	☆	☆	.610	.713	.610

D

E



A192



A194



E9



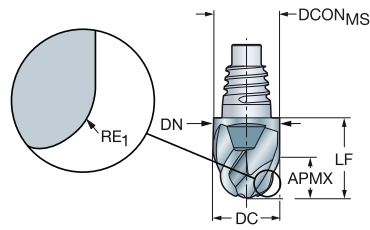
E25

Cabeça CoroMill® 316 inteiriça de metal duro para perfilamento

Para vários materiais com dureza ≤ 48 HRc

BSG
TCDC
PSIR

COROMANT
h9
0°

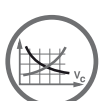


Versão métrica

DC	CZC _{MS}	APMX	RE ₁	ZFP	FHA	Código para pedido	Dimensões, mm					
							P	M	S			
10.0	E10	5.5	5.00	4	40°	316-10BM440-10050G	1730	1730	1730	DCON _{MS}	LF	DN
12.0	E12	6.5	6.00	4	40°	316-12BM440-12060G	★	★	★	11.7	14.5	11.7
16.0	E16	8.5	8.00	4	40°	316-16BM440-16080G	★	★	★	15.5	18.7	15.5
20.0	E20	11.0	10.00	2	40°	316-20BM240-200AG	★	★	★	19.3	21.3	19.3
	E20	11.0	10.00	4	40°	316-20BM440-200AG	★	★	★	19.3	21.3	19.3
25.0	E25	13.5	12.50	4	40°	316-25BM440-250DG	★	★	★	24.2	25.6	24.2

Versão em polegadas

DC	CZC _{MS}	APMX	RE ₁	ZFP	FHA	Código para pedido	Dimensões, polegadas					
							P	M	S			
.375	E10	.209	.188	4	40°	A316-10BM440-03750G	1730	1730	1730	DCON _{MS}	LF	DN
.500	E12	.276	.250	4	40°	A316-12BM440-05060G	★	★	★	.484	.575	.484
.625	E16	.335	.313	4	40°	A316-16BM440-06280G	★	★	★	.610	.736	.610
.750	E20	.413	.375	4	40°	A316-20BM440-075AG	★	★	★	.728	.839	.728
1.000	E25	.551	.500	4	40°	A316-25BM440-100CG	★	★	★	.965	1.008	.965



A192



A194



E9



E25



Cabeça CoroMill® 316 inteiriça de metal duro para acabamento

Quando usar

Primeira escolha para acabamento em operações de fresamento de cantos a 90°
Pode ser usada em operações de desbaste com pouco contato radial se for necessária
uma alta faixa de avanço (estratégia trocoidal)

Material ISO



Classe

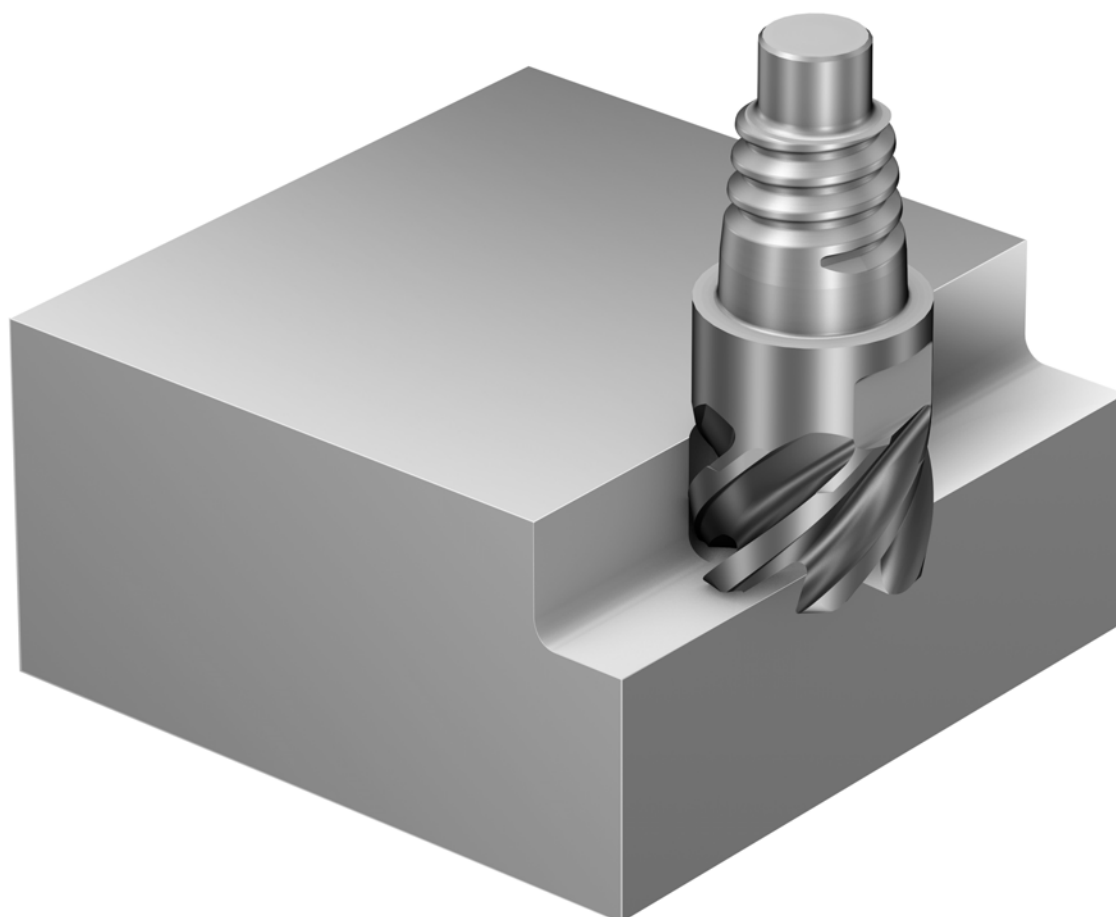
1730

Haste

Coromant EH

Gama de produtos

Para vários materiais com dureza ≤ 48 HRc

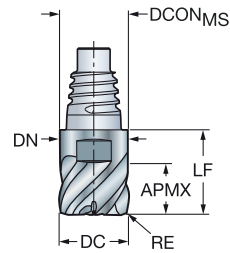


Cabeça CoroMill® 316 inteira de metal duro para acabamento

Para vários materiais com dureza ≤ 48 HRc

FHA
BSG
TCDC

50°
COROMANT
h9

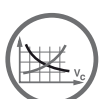


Versão métrica

DC	CZC _{MS}	APMX	RE	ZEFP	Código para pedido	P	M	K	S	Dimensões, mm		
						1730	1730	1730	1730	DCON _{MS}	LF	DN
10.0	E10	5.5	1.00	6	316-10FM650-10010L	★	★	☆	☆	9.7	12.4	9.7
12.0	E12	6.5	1.00	6	316-12FM650-12010L	★	★	☆	☆	11.7	14.5	11.7
16.0	E16	8.5	1.50	6	316-16FM650-16015L	★	★	☆	☆	15.5	18.7	15.5
20.0	E20	11.0	1.50	8	316-20FM850-20015L	★	★	☆	☆	19.3	21.3	19.3
25.0	E25	13.5	1.00	8	316-25FM850-25010L	★	★	☆	☆	24.2	25.6	24.2

Versão em polegadas

DC	CZC _{MS}	APMX	RE	ZEFP	Código para pedido	P	M	K	S	Dimensões, polegadas		
						1730	1730	1730	1730	DCON _{MS}	LF	DN
.375	E10	.209	.015	6	A316-10FM650-03704L	★	★	☆	☆	.364	.488	.364
	E10	.209	.031	6	A316-10FM650-03708L	★	★	☆	☆	.364	.488	.364
	E10	.209	.062	6	A316-10FM650-03715L	★	★	☆	☆	.364	.488	.364
.500	E12	.276	.015	6	A316-12FM650-05004L	★	★	☆	☆	.484	.575	.484
	E12	.276	.062	6	A316-12FM650-05015L	★	★	☆	☆	.484	.575	.484
.625	E16	.335	.031	6	A316-16FM650-06208L	★	★	☆	☆	.610	.736	.610
	E16	.335	.031	8	A316-16FM850-06208L	★	★	☆	☆	.610	.736	.610
.750	E20	.413	.031	8	A316-20FM850-07508L	★	★	☆	☆	.728	.839	.728
	E20	.413	.031	10	A316-20FMA50-07508L	★	★	☆	☆	.728	.839	.728
1.000	E25	.551	.062	10	A316-25FMA50-10015L	★	★	☆	☆	.965	1.008	.965
	E25	.551	.062	12	A316-25FMC50-10015L	★	★	☆	☆	.965	1.008	.965



A189



A194



E9



E25

A

FRESAMENTO

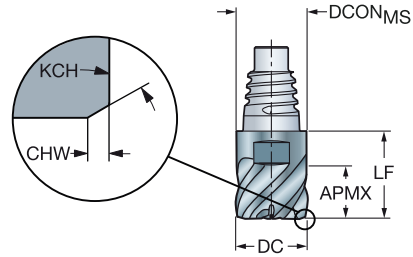
Otimizado

Cabeça CoroMill® 316 inteira de metal duro para acabamento

Para vários materiais com dureza ≤ 48 HRC

FHA
BSG
TCDC

50°
COROMANT
h10



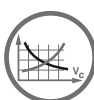
Versão métrica

DC	CZC _{MS}	APMX	CHW	KCH	ZEFP	Código para pedido	P	M	K	S	Dimensões, mm		
							1730	1730	1730	1730	DCON _{MS}	LF	DN
10.0	E10	5.5	0.10	45°	6	316-10FM650-10000L	★	★	☆	☆	9.7	12.4	9.7
12.0	E12	6.5	0.10	45°	6	316-12FM650-12000L	★	★	☆	☆	11.7	14.5	11.7
16.0	E16	8.5	0.15	45°	6	316-16FM650-16000L	★	★	☆	☆	15.5	18.7	15.5
20.0	E20	11.0	0.15	45°	8	316-20FM850-20000L	★	★	☆	☆	19.3	21.3	19.3

C

D

E



A189



A194



E9



E25

Cabeça CoroMill® 316 inteira de metal duro para fresamento de chanfros

Quando usar

Chanframento com a mesma ferramenta em múltiplos materiais

Quando criar raios convexos

Cabeça com chanfro com dois canais adequada para furação com rebaixo

Material ISO

P

M

K

S

Classe

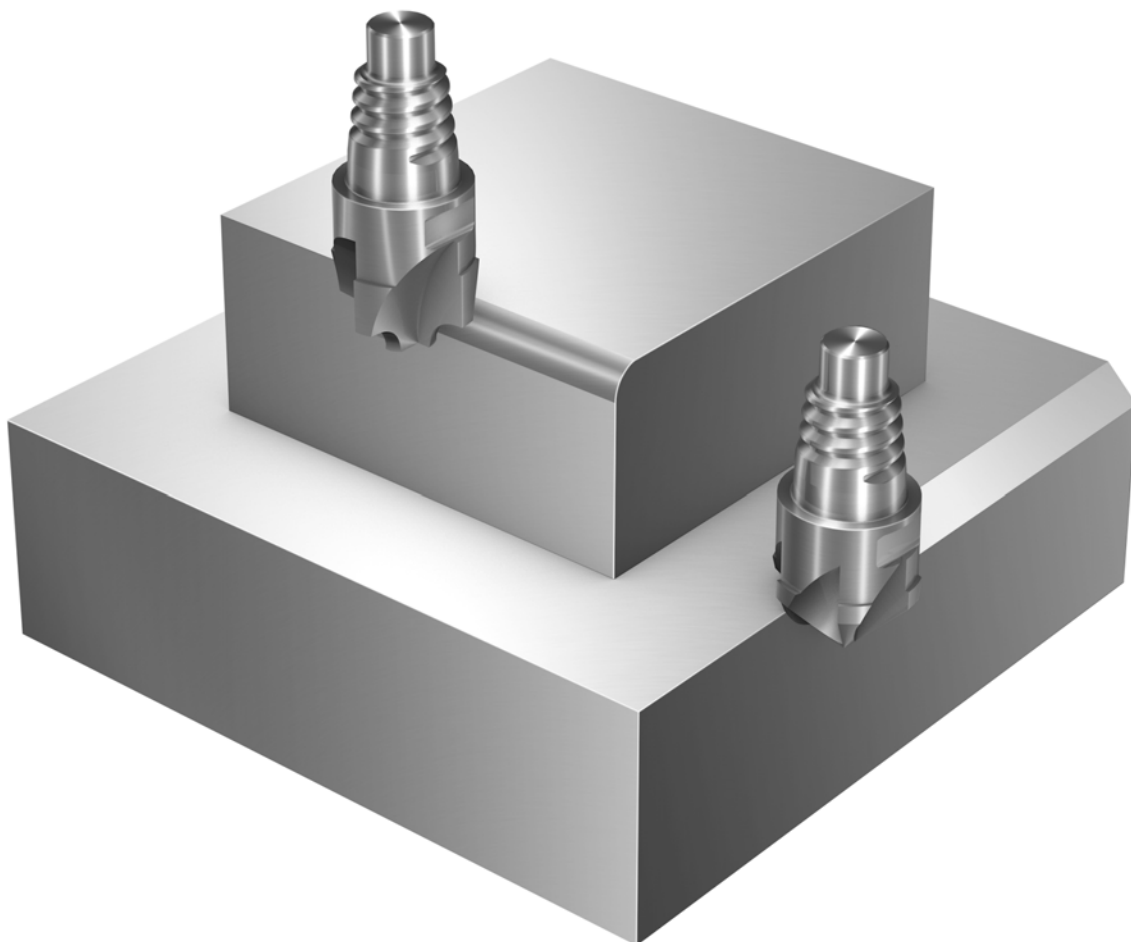
1730

Haste

Coromant EH

Gama de produtos

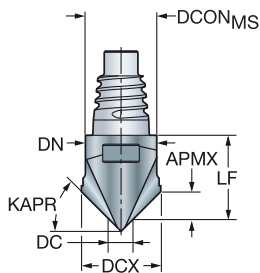
Para vários materiais com dureza ≤ 48 HRc



Cabeça CoroMill® 316 inteira de metal duro para fresamento de chanfros

Para vários materiais com dureza ≤ 48 HRc

BSG COROMANT



B Versão métrica

KAPR	CZC _{MS}	APMX	ZEFP	Código para pedido	Dimensões, mm								
					P	M	K	S					
15°	E12	1.20	6	316-12CM600-12015G	★	★	☆	☆	DCON _{MS}	DC	DCX	LF	DN
30°		2.60	6	316-12CM600-12030G	★	★	☆	☆	11.70	3.00	12.0	14.50	11.7
45°	E10	4.25	4	316-10CM400-10045G	★	★	☆	☆	11.70	3.00	12.0	13.60	11.7
45°	E12	4.50	6	316-12CM600-12045G	★	★	☆	☆	9.70	1.50	10.0	11.66	9.7
45°	E16	6.00	8	316-16CM800-16045G	★	★	☆	☆	11.70	3.00	12.0	13.00	11.7
60°	E10	5.60	4	316-10CM400-10060G	★	★	☆	☆	15.50	4.00	16.0	16.70	15.5
60°	E12	6.50	6	316-12CM600-12060G	★	★	☆	☆	9.70	3.50	10.0	12.40	9.7
					★	★	☆	☆	11.70	4.50	12.0	14.50	11.7

C Versão em polegadas

KAPR	CZC _{MS}	APMX	ZEFP	Código para pedido	Dimensões, polegadas								
					P	M	K	S					
30°	E10	.073	4	A316-10CM400-03730G	★	★	☆	☆	DCON _{MS}	DC	DCX	LF	DN
30°	E12	.110	6	A316-12CM600-05030G	★	★	☆	☆	.364	.118	.375	.454	.364
30°	E16	.146	8	A316-16CM800-06230G	★	★	☆	☆	.484	.118	.500	.541	.484
45°	E10	.128	4	A316-10CM400-03745G	★	★	☆	☆	.610	.118	.625	.702	.610
45°	E12	.191	6	A316-12CM600-05045G	★	★	☆	☆	.364	.118	.375	.429	.364
45°	E16	.256	8	A316-16CM800-06245G	★	★	☆	☆	.484	.118	.500	.516	.484
49°	E12	.220	6	A316-12CM600-05049G	★	★	☆	☆	.610	.256	.625	.736	.610
49°	E16	.291	8	A316-16CM800-06249G	★	★	☆	☆	.484	.118	.500	.575	.484
60°	E10	.222	4	A316-10CM400-03760G	★	★	☆	☆	.610	.118	.625	.736	.610
60°	E12	.280	6	A316-12CM600-05060G	★	★	☆	☆	.364	.118	.375	.488	.364
60°	E16	.303	8	A316-16CM800-06260G	★	★	☆	☆	.484	.177	.500	.575	.484
					★	★	☆	☆	.610	.276	.625	.736	.610

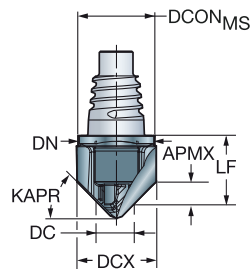



Cabeça CoroMill® 316 inteira de metal duro para fresamento de chanfros

Para vários materiais com dureza ≤ 48 HRc

BSG

COROMANT

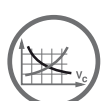


Versão métrica

KAPR	CZC _{MS}	APMX	ZEFP	Código para pedido	Dimensões, mm								
					P	M	K	S					
15°	E12	1.33	2	316-12CM210-12015G	★	★	☆	☆	DCON _{MS}	DC	DCX	LF	DN
30°		3.03	2	316-12CM210-12030G	★	★	☆	☆	11.70	1.50	12.0	13.70	11.7
45°	E10	4.23	2	316-10CM210-10045G	★	★	☆	☆	9.70	1.50	10.0	11.53	9.7
45°	E12	5.23	2	316-12CM210-12045G	★	★	☆	☆	11.70	1.50	12.0	13.27	11.7
45°	E16	7.23	2	316-16CM210-16045G	★	★	☆	☆	15.50	1.50	16.0	17.83	15.5
60°	E10	7.50	2	316-10CM210-10060G	★	★	☆	☆	9.70	1.50	10.0	11.53	9.7
60°	E12	7.73	2	316-12CM210-12060G	★	★	☆	☆	11.70	1.50	12.0	13.27	11.7

Versão em polegadas

KAPR	CZC _{MS}	APMX	ZEFP	Código para pedido	Dimensões, polegadas								
					P	M	K	S					
45°	E10	4.29	2	A316-10CM210-03745G	★	★	☆	☆	DCON _{MS}	DC	DCX	LF	DN
45°	E12	5.85	2	A316-12CM210-05045G	★	★	☆	☆	9.25	1.50	9.5	11.53	9.3
45°	E16	7.45	2	A316-16CM210-06245G	★	★	☆	☆	12.30	1.50	12.7	13.80	12.3



A178



A194



E9



E25

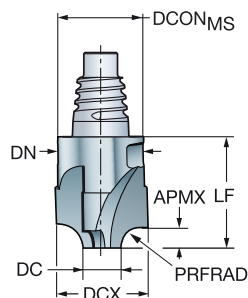
Cabeça CoroMill® 316 inteira de metal duro para fresamento de chanfros

Para vários materiais com dureza ≤ 48 HRC



BSG

COROMANT

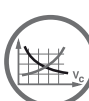


B
Versão métrica

PRFRAD	CZC _{MS}	APMX	ZEFP	Código para pedido	Dimensões, mm								
					P	M	K	S					
1.5	E10	1.50	4	316-10UM400-10015G	★	★	☆	☆	9.70	5.00	10.0	12.40	9.7
3.0		3.00	4	316-10UM400-10030G	★	★	☆	☆	9.70	4.00	10.0	12.40	9.7
3.0	E12	3.00	4	316-12UM400-12030G	★	★	☆	☆	11.70	5.00	12.0	14.50	11.7
4.0		4.00	4	316-12UM400-12040G	★	★	☆	☆	11.70	4.00	12.0	14.50	11.7
4.0	E16	4.00	4	316-16UM400-16040G	★	★	☆	☆	15.50	6.00	16.0	18.70	15.5
5.0		5.00	4	316-16UM400-16050G	★	★	☆	☆	15.50	6.00	16.0	18.70	15.5
6.0	E20	6.00	4	316-20UM400-20060G	★	★	☆	☆	19.30	8.00	20.0	21.30	19.3
8.0	E25	8.00	4	316-25UM400-25080G	★	★	☆	☆	24.20	8.00	25.0	25.60	24.2

C
Versão em polegadas

PRFRAD	CZC _{MS}	APMX	ZEFP	Código para pedido	Dimensões, polegadas								
					P	M	K	S					
.062	E10	.062	4	A316-10UM400-03715G	★	★	☆	☆	.364	.236	.375	.488	.364
.125		.125	4	A316-10UM400-03732G	★	★	☆	☆	.364	.118	.375	.488	.364
.188	E16	.188	4	A316-16UM400-06247G	★	★	☆	☆	.610	.236	.625	.736	.610
.250	E20	.250	4	A316-20UM400-07563G	★	★	☆	☆	.728	.236	.750	.839	.728



A178



A194



E9



E25

Cabeça soldada de cerâmica CoroMill® 316 para desbaste em alta velocidade

Quando usar

Quando for necessário obter maior produtividade do fresamento de ligas à base de níquel

Material ISO	S
Classe	6060
Haste	Coromant EH

Gama de produtos

Para ligas à base de níquel



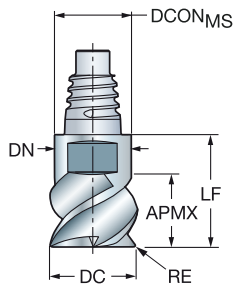
Cabeça soldada de cerâmica CoroMill® 316 para desbaste em alta velocidade

Para ligas à base de níquel

Otimizado

FHA
BSG
TCDC

35°
COROMANT
h9

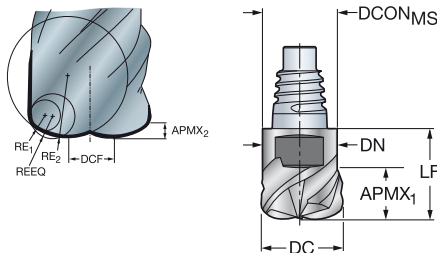


Versão métrica

						s	Dimensões, mm		
DC	CZC _{MS}	APMX	RE	ZAFP	Código para pedido	6060	DCON _{MS}	LF	DN
10.0	E10	7.0	2.00	6	316-10FM635-10020D	★	9.7	15.9	9.7
12.0	E12	7.0	2.00	6	316-12FM635-12020D	★	11.7	18.5	11.7


FHA
BSG
TCDC

38°
COROMANT
h9



Versão métrica

						s	Dimensões, mm					
DC	CZC _{MS}	APMX ₂	RE ₁	RE ₂	ZAFP	Código para pedido	6060	DCON	DCF	LF	DN	REEQ
10.0	E10	0.7	1.5	5.0	4	316-10HM438-10015D	★	9.7	3.4	15.9	9.7	1.99
12.0	E12	0.8	1.5	6.0	4	316-12HM438-12015D	★	11.7	4.5	18.5	11.7	2.10



CoroMill® 326

Rosqueamento interno e chanframento em furos pequenos

Aplicação

- Fresamento de roscas internas
- Fresamento de chanfros



Área de aplicação ISO:

P M K N S H O

Características e benefícios

- Três arestas de corte para produtividade
- Chanframento e chanframento reverso de furos com uma ferramenta
- Precisão muito alta e baixas forças de corte
- Mesma ferramenta para diferentes passos
- Uma classe para todos os materiais
- Perfis de roscas parciais para flexibilidade



Chanframento



Rosqueamento

www.sandvik.coromant.com/coromill326

Recomendações

Use com CoroChuck 930 para melhor estabilidade e precisão.
Sempre use com pinças cilíndricas para CoroChuck 930.



A
B
C
D
E

FRESAMENTO Otimizado

Fresa de topo CoroMill® 326 inteiriça de metal duro para chanframento

Para múltiplos materiais

TCDCON h6

Versão métrica

CZC _{MS}	APMX	LU	ZEFP	Código para pedido	P	M	K	N	S	H	O	Dimensões, mm				
					1025	1025	1025	1025	1025	1025	1025	DCON _{MS}	DC	BD ₁	LF	RPMX
6.0	0.60	15.00	3	326R06-B1502006-CH	*	*	*	*	*	*	*	6.00	4.6	4.2	58.00	80000
	0.60	25.00	3	326R06-B2502006-CH	*	*	*	*	*	*	*	6.00	4.6	4.2	68.00	80000
8.0	1.20	25.00	3	326R08-B2502012-CH	*	*	*	*	*	*	*	8.00	5.5	5.0	68.00	80000
	1.20	35.00	3	326R08-B3502012-CH	*	*	*	*	*	*	*	8.00	5.5	5.0	78.00	80000

Versão em polegadas

CZC _{MS}	APMX	LU	ZEFP	Código para pedido	P	M	K	N	S	H	O	Dimensões, polegadas				
					1025	1025	1025	1025	1025	1025	1025	DCON _{MS}	DC	BD ₁	LF	RPMX
1/4	.024	.591	3	A326R06-M1502006-CH	*	*	*	*	*	*	*	.250	.181	.165	2.283	80000
	.024	.984	3	A326R06-M2502006-CH	*	*	*	*	*	*	*	.250	.181	.165	2.677	80000
5/16	.047	.984	3	A326R08-M2502012-CH	*	*	*	*	*	*	*	.313	.217	.197	2.677	80000
	.047	1.378	3	A326R08-M3502012-CH	*	*	*	*	*	*	*	.313	.217	.197	3.071	80000

A193

A194

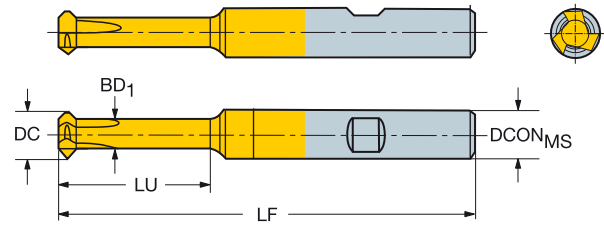
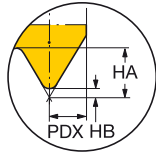
E9

A 174

Fresa de topo CoroMill® 326 inteiriça de metal duro para usinagem de roscas

Para múltiplos materiais

FHA 0°
BSG COROMANT
TCDCON h6

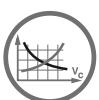


Versão métrica

TPN	TPX	TPIN	TPIX	DC	CZC _{MS}	APMX	LU	ZEFP	Código para pedido	P	M	K	N	S	H	Dimensões, mm					
										1025	1025	1025	1025	1025	1025	DCON _{MS}	BD ₁	CF	HA	HB	LF
0.5	1.5	16.0	50.0	5.80	6.0	1.94	15.00	3	326R06-B15050VM-TH	*	*	*	*	*	*	6.00	3.5	0.1	0.97	0.06	58.00
0.5	1.5	16.0	50.0	7.80	8.0	1.94	25.00	3	326R08-B25050VM-TH	*	*	*	*	*	*	8.00	5.5	0.1	0.97	0.06	68.00
1.0	2.0	12.0	24.0	7.80	8.0	2.62	25.00	3	326R08-B25100VM-TH	*	*	*	*	*	*	8.00	5.0	0.1	1.31	0.12	68.00

Versão em polegadas

TPN	TPX	TPIN	TPIX	DC	CZC _{MS}	APMX	LU	ZEFP	Código para pedido	P	M	K	N	S	H	Dimensões, polegadas					
										1025	1025	1025	1025	1025	1025	DCON _{MS}	BD ₁	CF	HA	HB	LF
.020	.059	16.0	50.0	.228	1/4	.076	.591	3	A326R06-M15050VM-TH	*	*	*	*	*	*	.250	.138	.002	.038	.002	2.283
.020	.059	16.0	50.0	.307	5/16	.076	.984	3	A326R08-M25050VM-TH	*	*	*	*	*	*	.313	.217	.002	.038	.002	2.677
.039	.079	12.0	24.0	.307	5/16	.103	.984	3	A326R08-M25100VM-TH	*	*	*	*	*	*	.313	.197	.005	.052	.005	2.677



A193



A194



E9

Recomendações de velocidade de corte

Versátil - Fresa de topo CoroMill® Plura inteiraça de metal duro para desbaste pesado
 Versátil - Fresa de topo CoroMill® Plura inteiraça de metal duro para desbaste médio
 Fresa de topo CoroMill® Plura inteiraça de metal duro para desbaste com quebra-cavacos



			$a_e = 1.0 \times DC$			$a_e = 0.5 \times DC$			$a_e = 0.1 \times DC$				
			$a_p = 0.5 \times DC$			$a_p = 1.0 \times DC$			$a_p = 1.5 \times DC$				
ISO	Nº MC	CMC	Material	HB	f_z	v_c m/min	v_c pés/min	f_z	v_c m/min	v_c pés/min	f_z	v_c m/min	v_c pés/min
P	P1.2.Z.AN	01.2	Aços sem liga	190	A04	145	476	A02	175	574	A06	290	951
	P2.2.Z.AN	02.2	Aços baixa-liga	240	A04	110	361	A02	135	443	A06	200	656
	P3.0.Z.HT	03.21	Aços alta-liga	380	A04	80	262	A02	100	328	A06	170	558
M	P5.0.Z.AN	05.11	Aços inoxidáveis ferríticos/martensíticos	200	A04	65	213	A02	80	262	A06	150	492
	M1.0.Z.AQ	05.21	Aços inoxidáveis austeníticos	200	A03	65	213	A01	80	262	A05	120	394
	M3.2.Z.AQ	05.51	Aços inoxidáveis Duplex (austeníticos/ferríticos)	260	A03	55	180	A01	70	230	A05	90	295
K	K1.1.C.NS	07.2	Ferros fundidos maleáveis	200	A04	140	459	A02	165	541	A06	150	492
	K2.1.C.UT	08.2	Ferros fundidos cinzentos	180	A04	130	427	A02	150	492	A06	200	656
	K3.2.C.UT	09.2	Ferros fundidos nodulares	215	A04	125	410	A02	145	476	A06	155	509
S	S1.0.U.AG	20.12	Superligas à base de ferro	280	A03	30	98	A01	40	131	A05	50	164
	S2.0.Z.AG	20.22	Superligas à base de níquel	350	A03	30	98	A01	40	131	A05	60	197
	S4.2.Z.AN	23.22	Ligas à base de titânio	320	A03	40	131	A01	50	164	A05	100	328

Para dados de corte otimizados, consulte CoroPlus® ToolGuide.

Recomendações de avanço

mm/dente
 pol./dente


D_c	1.000	2.000	3.000	4.000	6.000	6.350	8.000	9.525	10.000	12.000	12.700	14.000	15.875	16.000	18.000	19.050	20.000	25.000	25.400
f_z	0.039	0.079	0.118	0.157	0.236	0.250	0.315	0.375	0.394	0.472	0.500	0.551	0.625	0.630	0.709	0.750	0.787	0.984	1.000
A01	0.001	0.003	0.005	0.008	0.013	0.013	0.020	0.027	0.027	0.035	0.035	0.040	0.050	0.050	0.055	0.060	0.060	0.080	0.080
A02	0.002	0.004	0.008	0.012	0.020	0.020	0.030	0.040	0.040	0.050	0.050	0.060	0.070	0.070	0.080	0.090	0.090	0.115	0.115
A03	0.002	0.005	0.009	0.013	0.020	0.020	0.023	0.035	0.035	0.040	0.040	0.050	0.055	0.055	0.060	0.070	0.070	0.080	0.080
A04	0.003	0.007	0.013	0.020	0.030	0.030	0.040	0.050	0.050	0.060	0.060	0.070	0.080	0.080	0.090	0.100	0.100	0.110	0.110
A05	0.002	0.006	0.010	0.016	0.027	0.027	0.041	0.055	0.055	0.072	0.072	0.082	0.103	0.103	0.113	0.123	0.123	0.164	0.164
A06	0.004	0.008	0.016	0.025	0.041	0.041	0.062	0.082	0.082	0.103	0.103	0.123	0.144	0.144	0.164	0.185	0.185	0.236	0.236

D

E

Recomendações de velocidade de corte

Versátil - Fresa de topo CoroMill® Plura Ball Nose inteiriça de metal duro para perfilamento



ISO	N° MC	CMC	Material	HB	$a_p = 0.05 \times DC$			$a_p = 0.01 \times DC$		
					f_z	v_c m/min	v_c pés/min	f_z	v_c m/min	v_c pés/min
P	P1.2.Z.AN	01.2	Aços sem liga	190	B01	245	804	B03	295	968
	P2.2.Z.AN	02.2	Aços baixa-liga	240	B01	180	591	B03	215	705
	P3.0.Z.HT	03.21	Aços alta-liga	380	B01	120	394	B03	140	459
M	P5.0.Z.AN	05.11	Aços inoxidáveis ferríticos/martensíticos	200	B01	100	328	B03	110	361
	M1.0.Z.AQ	05.21	Aços inoxidáveis austeníticos	200	B02	90	295	B04	110	361
	M3.2.Z.AQ	05.51	Aços inoxidáveis Duplex (austeníticos/ferríticos)	260	B02	80	262	B04	90	295
K	K1.1.C.NS	07.2	Ferros fundidos maleáveis	200	B01	180	591	B03	215	705
	K2.1.C.UT	08.2	Ferros fundidos cinzentos	180	B01	205	673	B03	245	804
	K3.2.C.UT	09.2	Ferros fundidos nodulares	215	B01	165	541	B03	200	656
S	S1.0.U.AG	20.12	Superligas à base de ferro	280	B02	50	164	B04	70	230
	S2.0.Z.AG	20.22	Superligas à base de níquel	350	B02	40	131	B04	55	180
	S4.2.Z.AN	23.22	Ligas à base de titânio	320	B02	80	262	B04	105	344

Para dados de corte otimizados, consulte CoroPlus® ToolGuide.

Recomendações de avanço

mm/dente



pol./dente

D_c	1.000	2.000	3.000	4.000	6.000	6.350	7.938	8.000	9.525	10.000	12.000	12.700	14.000	15.875	16.000	18.000	19.050	20.000	
f_z	0.039	0.079	0.118	0.157	0.236	0.250	0.313	0.315	0.375	0.394	0.472	0.500	0.551	0.625	0.630	0.709	0.750	0.787	
B01	0.020 0.0008	0.030 0.0012	0.050 0.0020	0.060 0.0024	0.080 0.0031	0.080 0.0031	0.120 0.0047	0.120 0.0047	0.150 0.0059	0.150 0.0059	0.150 0.0059	0.150 0.0059	0.150 0.0059	0.160 0.0063	0.160 0.0063	0.180 0.0071	0.200 0.0079	0.200 0.0079	
B02	0.020 0.0008	0.030 0.0012	0.040 0.0016	0.050 0.0020	0.060 0.0024	0.060 0.0024	0.100 0.0039	0.100 0.0039	0.120 0.0047	0.120 0.0047	0.120 0.0047	0.120 0.0047	0.120 0.0047	0.140 0.0055	0.140 0.0055	0.150 0.0059	0.160 0.0063	0.160 0.0063	
B03	0.030 0.0012	0.050 0.0020	0.080 0.0031	0.100 0.0039	0.120 0.0047	0.120 0.0047	0.150 0.0059	0.150 0.0059	0.200 0.0079	0.200 0.0079	0.200 0.0079	0.200 0.0079	0.200 0.0079	0.200 0.0079	0.200 0.0079	0.200 0.0079	0.200 0.0079	0.250 0.0098	0.250 0.0098
B04	0.020 0.0008	0.040 0.0016	0.065 0.0026	0.080 0.0031	0.100 0.0039	0.100 0.0039	0.120 0.0047	0.120 0.0047	0.160 0.0063	0.160 0.0063	0.160 0.0063	0.160 0.0063	0.160 0.0063	0.160 0.0063	0.160 0.0063	0.160 0.0063	0.200 0.0079	0.200 0.0079	

Recomendações de velocidade de corte

Versátil - Fresa de topo CoroMill® Plura inteiraça de metal duro para fresamento de chanfros

Otimizada - Cabeça CoroMill® 316 inteiraça de metal duro para fresamento de chanfros



$$a_e = 0.1 \times DC$$

$$a_p = 0.1 \times DC$$

ISO	N° MC	CMC	Material	HB	f_z	v_c /m/min	v_c pés/min
P	P1.2.Z.AN	01.2	Aços sem liga	190	C01	320	1050
	P2.2.Z.AN	02.2	Aços baixa-liga	240	C01	220	722
	P3.0.Z.HT	03.21	Aços alta-liga	380	C01	130	427
M	P5.0.Z.AN	05.11	Aços inoxidáveis ferríticos/martensíticos	200	C01	90	295
	M1.0.Z.AQ	05.21	Aços inoxidáveis austeníticos	200	C02	110	361
	M3.2.Z.AQ	05.51	Aços inoxidáveis Duplex (austeníticos/ferríticos)	260	C02	70	230
K	K1.1.C.NS	07.2	Ferros fundidos maleáveis	200	C01	240	787
	K2.1.C.UT	08.2	Ferros fundidos cinzentos	180	C01	240	787
	K3.2.C.UT	09.2	Ferros fundidos nodulares	215	C01	215	705
N	N1.2.Z.AG	30.12	Ligas à base de alumínio	100	C03	2300	7546
	N1.3.C.UT	30.21	Ligas à base de alumínio	75	C03	370	1214
	N1.4.C.NS	30.42	Ligas à base de alumínio	130	C03	240	787
	N3.2.C.UT	33.2	Cobre e ligas de cobre	90	C03	680	2231
S	S1.0.U.AG	20.12	Superligas à base de ferro	280	C02	50	164
	S2.0.Z.AG	20.22	Superligas à base de níquel	350	C02	50	164
	S4.2.Z.AN	23.22	Ligas à base de titânio	320	C02	90	295
H	H1.1.Z.HA	04.1	Aço - Grau de dureza 50	50HRC	C02	70	230

Para dados de corte otimizados, consulte CoroPlus® ToolGuide.

Recomendações de avanço

mm/dente

pol./dente

D_c	1	2	3	4	6	6.35	8	9.525	10	12	12.7	14	15.875	16	20
f_z	0.039	0.079	0.118	0.157	0.236	0.250	0.315	0.375	0.394	0.472	0.500	0.551	0.625	0.630	0.787
C01	0.020	0.030	0.040	0.050	0.070	0.070	0.100	0.120	0.120	0.120	0.120	0.120	0.120	0.120	0.200
	0.0008	0.0012	0.0016	0.0020	0.0028	0.0028	0.0039	0.0047	0.0047	0.0047	0.0047	0.0047	0.0047	0.0047	0.0079
C02	0.020	0.020	0.030	0.040	0.060	0.060	0.080	0.100	0.100	0.100	0.100	0.100	0.100	0.120	0.160
	0.0008	0.0008	0.0012	0.0016	0.0024	0.0024	0.0031	0.0039	0.0039	0.0039	0.0039	0.0039	0.0039	0.0047	0.0063
C03	0.040	0.070	0.070	0.110	0.150	0.150	0.200	0.260	0.260	0.260	0.260	0.260	0.260	0.260	0.440
	0.0016	0.0028	0.0028	0.0043	0.0059	0.0059	0.0079	0.0102	0.0102	0.0102	0.0102	0.0102	0.0102	0.0102	0.0173

Recomendações de velocidade de corte

Otimizada - Fresa de topo CoroMill® Plura inteiraça de metal duro para fresamento pesado



			$a_e = 1.0 \times DC$			$a_e = 0.5 \times DC$			$a_e = 0.25 \times DC$				
			$a_p = 1.0 \times DC$			$a_p = 1.0 \times DC$			$a_p = 1.0 \times DC$				
ISO	N° MC	CMC	Material	HB	f_z	v_c m/min	v_c pés/min	f_z	v_c m/min	v_c pés/min	f_z	v_c m/min	v_c pés/min
P	P1.2.Z.AN	01.2	Aços sem liga	190	D01	150	492	D02	180	590	D03	250	820
	P2.2.Z.AN	02.2	Aços baixa-liga	240	D04	120	394	D02	145	475	D03	200	656
	P3.0.Z.HT	03.21	Aços alta-liga	380	D04	80	262	D02	95	311	D03	135	442
M	P5.0.Z.AN	05.11	Aços inoxidáveis ferríticos/martensíticos	200	D04	115	377	D02	140	459	D03	195	639
	M1.0.Z.AQ	05.21	Aços inoxidáveis austeníticos	200	D04	80	262	D05	100	328	D06	140	459
	M3.2.Z.AQ	05.51	Aços inoxidáveis Duplex (austeníticos/ferríticos)	260	D04	80	262	D08	95	311	D09	135	442
K	K1.1.C.NS	07.2	Ferros fundidos maleáveis	200	D01	150	492	D02	180	590	D03	250	820
	K2.1.C.UT	08.2	Ferros fundidos cinzentos	180	D01	150	492	D02	180	590	D03	250	820
	K3.2.C.UT	09.2	Ferros fundidos nodulares	215	D01	160	525	D02	190	623	D03	270	885
S	S2.0.Z.AG	20.22	Superligas à base de níquel	350	D07	20	148	D08	25	180	D09	32	246
	S4.2.Z.AN	23.22	Ligas à base de titânio	320	D07	40	262	D08	50	311	D09	60	442

Para dados de corte otimizados, consulte CoroPlus® ToolGuide.

Recomendações de avanço

mm/dente
pol./dente

D_c	2.000	3.000	4.000	6.000	6.350	7.938	8.000	9.525	10.000	12.000	12.700	14.000	15.875	16.000	19.050	20.000	25.000
f_z	0.079	0.118	0.157	0.236	0.250	0.313	0.315	0.375	0.394	0.472	0.500	0.551	0.625	0.630	0.750	0.787	0.984
D01	0.020 0.0008	0.024 0.0009	0.028 0.0011	0.035 0.0014	0.036 0.0014	0.042 0.0017	0.043 0.0017	0.048 0.0019	0.050 0.0020	0.057 0.0022	0.059 0.0023	0.063 0.0025	0.070 0.0027	0.070 0.0028	0.080 0.0032	0.083 0.0033	0.100 0.0039
D02	0.024 0.0009	0.030 0.0012	0.036 0.0014	0.047 0.0019	0.049 0.0019	0.058 0.0023	0.059 0.0023	0.067 0.0026	0.070 0.0028	0.080 0.0031	0.084 0.0033	0.090 0.0035	0.099 0.0039	0.100 0.0039	0.115 0.0045	0.120 0.0047	0.145 0.0057
D03	0.028 0.0011	0.035 0.0014	0.041 0.0016	0.054 0.0021	0.056 0.0022	0.067 0.0026	0.067 0.0026	0.077 0.0030	0.080 0.0031	0.093 0.0037	0.098 0.0039	0.107 0.0042	0.119 0.0047	0.120 0.0047	0.140 0.0055	0.147 0.0058	0.180 0.0071
D04	0.020 0.0008	0.023 0.0009	0.025 0.0010	0.030 0.0012	0.031 0.0012	0.035 0.0014	0.035 0.0014	0.039 0.0015	0.040 0.0016	0.047 0.0018	0.049 0.0019	0.053 0.0021	0.060 0.0023	0.060 0.0024	0.070 0.0028	0.073 0.0029	0.090 0.0035
D05	0.020 0.0008	0.023 0.0009	0.025 0.0010	0.037 0.0015	0.040 0.0016	0.051 0.0020	0.052 0.0020	0.063 0.0025	0.067 0.0026	0.076 0.0030	0.079 0.0031	0.084 0.0033	0.093 0.0037	0.093 0.0037	0.107 0.0042	0.111 0.0044	0.133 0.0052
D06	0.020 0.0008	0.023 0.0009	0.026 0.0010	0.044 0.0017	0.047 0.0019	0.061 0.0024	0.062 0.0024	0.076 0.0030	0.080 0.0031	0.090 0.0035	0.094 0.0037	0.100 0.0039	0.109 0.0043	0.110 0.0043	0.125 0.0049	0.130 0.0051	0.200 0.0079
D07	0.020 0.0008	0.020 0.0008	0.020 0.0008	0.020 0.0008	0.021 0.0008	0.027 0.0011	0.028 0.0011	0.033 0.0013	0.035 0.0014	0.038 0.0015	0.040 0.0016	0.042 0.0016	0.045 0.0018	0.045 0.0018	0.050 0.0020	0.052 0.0020	0.060 0.0024
D08	0.024 0.0009	0.026 0.0010	0.029 0.0011	0.033 0.0013	0.034 0.0013	0.037 0.0015	0.038 0.0015	0.041 0.0016	0.042 0.0017	0.048 0.0019	0.050 0.0020	0.054 0.0021	0.060 0.0023	0.060 0.0024	0.069 0.0027	0.072 0.0028	0.087 0.0034
D09	0.030 0.0012	0.033 0.0013	0.035 0.0014	0.040 0.0016	0.041 0.0016	0.045 0.0018	0.045 0.0018	0.049 0.0019	0.050 0.0020	0.070 0.0028	0.077 0.0030	0.091 0.0036	0.110 0.0043	0.111 0.0044	0.142 0.0056	0.152 0.0060	0.203 0.0080

Recomendações de velocidade de corte

Otimizada - Cabeça CoroMill® 316 inteiriça de metal duro para fresamento pesado



$a_e = 1.0 \times DC$	$a_e = 0.5 \times DC$	$a_e = 0.1 \times DC$
$a_p = 0.5 \times DC$	$a_p = 0.5 \times DC$	$a_p = 1.0 \times DC$

ISO	N° MC	CMC	Material	HB	f_z	v_c /m/min	v_c pés/min	f_z	v_c /m/min	v_c pés/min	f_z	v_c /m/min	v_c pés/min
P	P1.2.Z.AN	01.2	Aços sem liga	190	E01	150	476	E02	180	640	E03	250	951
	P2.2.Z.AN	02.2	Aços baixa-liga	240	E04	120	361	E02	145	492	E03	200	738
	P3.0.Z.HT	03.21	Aços alta-liga	380	E04	80	180	E02	75	246	E03	135	377
M	P5.0.Z.AN	05.11	Aços inoxidáveis ferríticos/martensíticos	200	E04	80	246	E02	100	328	E03	150	492
	M1.0.Z.AQ	05.21	Aços inoxidáveis austeníticos	200	E04	70	197	E05	85	279	E06	125	410
	M3.2.Z.AQ	05.51	Aços inoxidáveis Duplex (austeníticos/ferríticos)	260	E07	65	246	E08	80	328	E09	120	492
K	K1.1.C.NS	07.2	Ferros fundidos maleáveis	200	E01	150	459	E02	160	607	E03	220	919
	K2.1.C.UT	08.2	Ferros fundidos cinzentos	180	E01	150	246	E02	160	344	E03	220	509
	K3.2.C.UT	09.2	Ferros fundidos nodulares	215	E01	130	361	E02	140	492	E03	200	722
S	S2.0.Z.AG	20.22	Superligas à base de níquel	350	E07	20	49	E08	25	82	E09	35	115
	S4.2.Z.AN	23.22	Ligas à base de titânio	320	E07	40	82	E08	35	115	E09	50	164

Para dados de corte otimizados, consulte CoroPlus® ToolGuide.

Recomendações de avanço

mm/dente
pol./dente

D_c	9.525	10.000	12.000	12.700	15.875	16.000	19.050	20.000	25.000	25.400
f_z	0.375	0.394	0.472	0.500	0.625	0.630	0.750	0.787	0.984	1.000
E01	0.048	0.050	0.057	0.059	0.070	0.070	0.080	0.083	0.100	0.100
	0.0019	0.0020	0.0022	0.0023	0.0027	0.0028	0.0032	0.0033	0.0039	0.0039
E02	0.067	0.070	0.080	0.084	0.099	0.100	0.115	0.120	0.145	0.145
	0.0026	0.0028	0.0031	0.0033	0.0039	0.0039	0.0045	0.0047	0.0057	0.0057
E03	0.077	0.080	0.093	0.098	0.119	0.120	0.140	0.147	0.180	0.180
	0.0030	0.0031	0.0037	0.0039	0.0047	0.0047	0.0055	0.0058	0.0071	0.0071
E04	0.039	0.040	0.047	0.049	0.060	0.060	0.070	0.073	0.090	0.090
	0.0015	0.0016	0.0018	0.0019	0.0023	0.0024	0.0028	0.0029	0.0035	0.0035
E05	0.063	0.067	0.076	0.079	0.093	0.093	0.107	0.111	0.133	0.133
	0.0025	0.0026	0.0030	0.0031	0.0037	0.0037	0.0042	0.0044	0.0052	0.0052
E06	0.076	0.080	0.090	0.094	0.109	0.110	0.125	0.130	0.200	0.200
	0.0030	0.0031	0.0035	0.0037	0.0043	0.0043	0.0049	0.0051	0.0079	0.0079
E07	0.033	0.035	0.038	0.040	0.045	0.045	0.050	0.052	0.060	0.060
	0.0013	0.0014	0.0015	0.0016	0.0018	0.0018	0.0020	0.0020	0.0024	0.0024
E08	0.041	0.042	0.048	0.050	0.060	0.060	0.069	0.072	0.087	0.087
	0.0016	0.0017	0.0019	0.0020	0.0023	0.0024	0.0027	0.0028	0.0034	0.0034
E09	0.049	0.050	0.070	0.077	0.110	0.111	0.142	0.152	0.203	0.203
	0.0019	0.0020	0.0028	0.0030	0.0043	0.0044	0.0056	0.0060	0.0080	0.0080

Recomendações de velocidade de corte

Otimizada - Fresa de topo CoroMill® Plura inteiraça de metal duro para fresamento lateral com alto avanço



				a ₀ = conforme o material				a ₀ = conforme o material				a ₀ = conforme o material				
				a _p = 2.0 x DC				a _p = 3.0 x DC				a _p = 4.0 x DC				
ISO	N° MC	CMC	Material	HB	a _e	f _z	v _c /min	v _c pés/min	a _e	f _z	v _c /min	v _c pés/min	a _e	f _z	v _c /min	v _c pés/min
P	P1.2.Z.AN	01.2	Aços sem liga	190	0.12 x DC	F01	250	820	0.10 x DC	F04	250	820	0.10 x DC	F07	230	755
	P2.2.Z.AN	02.2	Aços baixa-liga	240	0.10 x DC	F01	240	787	0.10 x DC	F04	240	787	0.10 x DC	F07	220	722
	P3.0.Z.HT	03.21	Aços alta-liga	320	0.08 x DC	F01	140	459	0.08 x DC	F04	140	459	0.05 x DC	F07	120	394
M	P5.0.Z.AN	05.11	Aços inoxidáveis ferríticos/martensíticos	200	0.08 x DC	F01	120	394	0.08 x DC	F04	120	394	0.05 x DC	F07	110	361
	M1.0.Z.AQ	05.21	Aços inoxidáveis austeníticos	200	0.10 x DC	F02	150	492	0.10 x DC	F05	140	459	0.10 x DC	F08	125	410
	M3.2.Z.AQ	05.51	Aços inoxidáveis Duplex (austeníticos/ferríticos)	260	0.08 x DC	F02	130	427	0.08 x DC	F05	130	427	0.08 x DC	F08	110	361
K	K1.1.C.NS	07.2	Ferros fundidos maleáveis	200	0.12 x DC	F01	235	771	0.10 x DC	F04	235	771	0.10 x DC	F07	215	705
	K2.1.C.UT	08.2	Ferros fundidos cinzentos	180	0.12 x DC	F01	240	787	0.10 x DC	F04	240	787	0.10 x DC	F07	220	722
	K3.2.C.UT	09.2	Ferros fundidos nodulares	215	0.12 x DC	F01	245	804	0.10 x DC	F04	245	804	0.10 x DC	F07	225	738
S	S1.0.U.AG	20.12	Superligas à base de ferro	280	0.05 x DC	F03	65	213	0.05 x DC	F06	65	213	0.05 x DC	F09	60	197
	S2.0.Z.AG	20.22	Superligas à base de níquel	350	0.05 x DC	F03	55	180	0.05 x DC	F06	55	180	0.05 x DC	F09	50	164
	S4.2.Z.AN	23.22	Ligas à base de titânio	320	0.05 x DC	F03	120	394	0.05 x DC	F06	115	377	0.05 x DC	F09	105	344

Recomendações de avanço

mm/dente
pol./dente

D _z	2.000	3.000	4.000	6.000	6.350	7.938	8.000	9.525	10.000	12.000	12.700	14.000	15.875	16.000	18.000	19.050	20.000	25.000	25.400
f _z	0.079	0.118	0.157	0.236	0.250	0.313	0.315	0.375	0.394	0.472	0.500	0.551	0.625	0.630	0.709	0.750	0.787	0.984	1.000
F01	0.016	0.024	0.032	0.072	0.076	0.095	0.096	0.143	0.150	0.180	0.191	0.210	0.238	0.240	0.270	0.286	0.300	0.375	0.375
	0.0006	0.0009	0.0013	0.0028	0.0030	0.0038	0.0038	0.0056	0.0059	0.0071	0.0075	0.0083	0.0094	0.0094	0.0106	0.0113	0.0118	0.0148	0.0148
F02	0.012	0.018	0.024	0.060	0.064	0.079	0.080	0.124	0.130	0.156	0.165	0.182	0.206	0.208	0.234	0.248	0.260	0.325	0.325
	0.0005	0.0007	0.0009	0.0024	0.0025	0.0031	0.0031	0.0049	0.0051	0.0061	0.0065	0.0072	0.0081	0.0082	0.0092	0.0098	0.0102	0.0128	0.0128
F03	0.008	0.012	0.016	0.036	0.038	0.048	0.048	0.071	0.075	0.090	0.095	0.105	0.119	0.120	0.135	0.143	0.150	0.188	0.188
	0.0003	0.0005	0.0006	0.0014	0.0015	0.0019	0.0019	0.0028	0.0030	0.0035	0.0038	0.0041	0.0047	0.0047	0.0053	0.0056	0.0059	0.0074	0.0074
F04	-	-	-	0.072	0.076	0.086	0.086	0.114	0.120	0.144	0.152	0.168	0.191	0.192	0.216	0.229	0.240	-	-
	-	-	-	0.0028	0.0030	0.0034	0.0034	0.0045	0.0047	0.0057	0.0060	0.0066	0.0075	0.0076	0.0085	0.0090	0.0094	-	-
F05	-	-	-	0.060	0.064	0.071	0.072	0.099	0.104	0.125	0.132	0.146	0.165	0.166	0.187	0.198	0.208	-	-
	-	-	-	0.0024	0.0025	0.0028	0.0028	0.0039	0.0041	0.0049	0.0052	0.0057	0.0065	0.0066	0.0074	0.0078	0.0082	-	-
F06	-	-	-	0.036	0.038	0.048	0.048	0.057	0.060	0.072	0.076	0.084	0.095	0.096	0.108	0.114	0.120	-	-
	-	-	-	0.0014	0.0015	0.0019	0.0019	0.0023	0.0024	0.0028	0.0030	0.0033	0.0038	0.0038	0.0043	0.0045	0.0047	-	-
F07	-	-	-	0.070	0.070	0.080	0.080	0.080	0.080	0.090	0.090	0.100	0.100	0.100	0.150	0.150	0.160	0.190	0.190
	-	-	-	0.0028	0.0028	0.0031	0.0031	0.0031	0.0031	0.0035	0.0035	0.0039	0.0039	0.0039	0.0059	0.0059	0.0063	0.0075	0.0075
F08	-	-	-	0.060	0.060	0.060	0.060	0.070	0.070	0.070	0.070	0.080	0.080	0.080	0.130	0.130	0.140	0.160	0.160
	-	-	-	0.0024	0.0024	0.0024	0.0024	0.0028	0.0028	0.0028	0.0028	0.0031	0.0031	0.0031	0.0051	0.0051	0.0055	0.0063	0.0063
F09	-	-	-	0.040	0.040	0.050	0.050	0.050	0.050	0.060	0.060	0.070	0.070	0.070	0.120	0.120	0.130	0.150	0.150
	-	-	-	0.0016	0.0016	0.0020	0.0020	0.0020	0.0020	0.0024	0.0024	0.0028	0.0028	0.0028	0.0047	0.0047	0.0051	0.0059	0.0059

Recomendações de velocidade de corte

Otimizada - Fresa de topo CoroMill® Plura inteiraça de metal duro para fresamento lateral com alto avanço



		$a_e = 0.5 \times DC$			$a_e = 0.25 \times DC$					
		$a_p = 1.0 \times DC$			$a_p = 1.5 \times DC$					
ISO	Nº MC	CMC	Material	HB	f_z	v_c m/min	v_c pés/min	f_z	v_c m/min	v_c pés/min
P	P1.2.Z.AN	01.2	Aços sem liga	190	F11	220	804	F13	235	902
	P2.2.Z.AN	02.2	Aços baixa-liga	240	F11	175	574	F13	200	656
	P3.0.Z.HT	03.21	Aços alta-liga	380	F11	150	574	F13	175	656
M	P5.0.Z.AN	05.11	Aços inoxidáveis ferríticos/martensíticos	200	F11	115	574	F13	130	656
	M1.0.Z.AQ	05.21	Aços inoxidáveis austeníticos	200	F10	120	410	F12	135	463
	M3.2.Z.AQ	05.51	Aços inoxidáveis Duplex (austeníticos/ferríticos)	260	F10	110	377	F12	125	427
K	K1.1.C.NS	07.2	Ferros fundidos maleáveis	200	F11	165	541	F13	185	607
	K2.1.C.UT	08.2	Ferros fundidos cinzentos	180	F11	275	902	F13	310	1017
	K3.2.C.UT	09.2	Ferros fundidos nodulares	215	F11	165	541	F13	185	607
S	S1.0.U.AG	20.12	Superligas à base de ferro	280	F10	35	115	F12	45	148
	S2.0.Z.AG	20.22	Superligas à base de níquel	350	F10	35	115	F12	45	148
	S4.2.Z.AN	23.22	Ligas à base de titânio	320	F10	80	272	F12	95	305

Para dados de corte otimizados, consulte CoroPlus® ToolGuide.

Recomendações de avanço

mm/dente
pol./dente

D_c	2.000	3.000	4.000	6.000	6.350	7.938	8.000	9.525	10.000	12.000	12.700	14.000	15.875	16.000	18.000	19.050	20.000	25.000	25.400
f_z	0.079	0.118	0.157	0.236	0.250	0.313	0.315	0.375	0.394	0.472	0.500	0.551	0.625	0.630	0.709	0.750	0.787	0.984	1.000
F10	0.003	0.005	0.008	0.013	0.013	0.020	0.020	0.027	0.027	0.035	0.035	0.040	0.050	0.050	0.055	0.060	0.060	0.080	0.080
F11	0.004	0.008	0.012	0.020	0.020	0.030	0.030	0.040	0.040	0.050	0.050	0.060	0.070	0.070	0.080	0.090	0.090	0.115	0.115
F12	0.004	0.007	0.011	0.017	0.017	0.027	0.027	0.036	0.036	0.047	0.047	0.053	0.067	0.067	0.073	0.080	0.080	0.106	0.106
F13	0.005	0.011	0.016	0.027	0.027	0.040	0.040	0.053	0.053	0.067	0.067	0.080	0.093	0.093	0.111	0.120	0.120	0.153	0.153



		$a_e = 0.1 \times DC$			$a_e = 0.4 \times DC$				
		$a_p = 2.0 \times DC$			$a_p = 1.0 \times DC$				
ISO	Nº MC	Material	HB	f_z	v_c m/min	v_c pés/min	f_z	v_c m/min	v_c pés/min
S	S2.0.Z.AG	Ligas à base de níquel	350	F14	35	115	F15	20	66
	S2.0.Z.AN		250	F16	50	164	F17	30	98
	S4.3.Z.AN	Ligas à base de titânio	330	F18	110	361	F19	44	144
	S4.4.Z.AN		410	F18	50	164	F19	30	98

Para dados de corte otimizados, consulte CoroPlus® ToolGuide.

Recomendações de avanço



mm/dente
pol./dente

D_c	4.000	4.765	5.000	6.000	6.350	8.000	9.525	10.000	12.000	12.700	14.000	15.875	16.000	18.000	19.050	20.000	25.000	25.400	31.750	32.000
f_z	0.157	0.188	0.197	0.236	0.250	0.315	0.375	0.394	0.472	0.500	0.551	0.625	0.630	0.709	0.750	0.787	0.984	1.000	1.250	1.260
F14	0.020	0.024	0.025	0.030	0.032	0.040	0.048	0.050	0.060	0.064	0.070	0.079	0.080	0.090	0.095	0.100	0.103			
F15	0.013	0.015	0.016	0.019	0.020	0.025	0.030	0.031	0.038	0.040	0.044	0.050	0.050	0.056	0.060	0.063	0.078			
F16	0.026	0.031	0.033	0.039	0.041	0.052	0.062	0.065	0.078	0.083	0.091	0.103	0.103	0.117	0.124	0.130	0.163			
F17	0.016	0.019	0.02	0.024	0.026	0.033	0.039	0.041	0.049	0.052	0.057	0.064	0.065	0.073	0.077	0.081	0.102			
F18	0.028	0.033	0.034	0.041	0.044	0.055	0.065	0.069	0.083	0.087	0.096	0.109	0.111	0.124	0.131	0.138	0.172	0.175	0.218	0.22
F19	0.015	0.018	0.019	0.023	0.024	0.030	0.036	0.038	0.045	0.048	0.053	0.060	0.060	0.068	0.071	0.075	0.094	0.095	0.119	0.12

Recomendações de velocidade de corte

Otimizada - Fresa de topo CoroMill® Plura inteira de metal duro para faceamento com alto avanço

Otimizada - Cabeça inteira de metal duro CoroMill® 316 para faceamento com alto avanço



$$a_e = 0.5 \times DC$$

$$a_p = 0.1 \times DC$$

ISO	N° MC	CMC	Material	HB	f_z	v_c m/min	v_c pés/min
P	P1.2.Z.AN	01.2	Aços sem liga	190	G01	110	361
	P2.2.Z.AN	02.2	Aços baixa-liga	240	G01	100	328
	P3.0.Z.HT	03.21	Aços alta-liga	380	G01	60	197
M	P5.0.Z.AN	05.11	Aços inoxidáveis ferríticos/martensíticos	200	G01	50	164
	M1.0.Z.AQ	05.21	Aços inoxidáveis austeníticos	200	G01	60	197
	M3.2.Z.AQ	05.51	Aços inoxidáveis Duplex (austeníticos/ferríticos)	260	G01	50	164
K	K1.1.C.NS	07.2	Ferros fundidos maleáveis	200	G01	120	394
	K2.1.C.UT	08.2	Ferros fundidos cinzentos	180	G01	120	394
	K3.2.C.UT	09.2	Ferros fundidos nodulares	215	G01	110	361
S	S1.0.U.AG	20.12	Superligas à base de ferro	280	G01	50	165
	S2.0.Z.AG	20.22	Superligas à base de níquel	350	G01	35	115
	S4.2.Z.AN	23.22	Ligas à base de titânio	320	G01	75	246
H	H1.1.Z.HA	04.1	Aço - Grau de dureza 50	50HRC	G02	110	361
	H1.2.Z.HA	04.1	Aço - Grau de dureza 55	55HRC	G02	110	361
	H1.3.Z.HA	04.1	Aço - Grau de dureza 60	60HRC	G02	60	197

Para dados de corte otimizados, consulte CoroPlus® ToolGuide.

Recomendações de avanço

mm/dente


pol./dente

D_c	4.000	6.000	6.000	10.000	12.000	16.000	20.000
f_z	0.157	0.236	0.236	0.394	0.472	0.630	0.787
G01	0.100	0.160	0.250	0.300	0.350	0.500	0.700
	0.0039	0.0063	0.0098	0.0118	0.0138	0.0197	0.0276
G02	0.080	0.130	0.200	0.240	0.280	0.400	0.560
	0.0031	0.0051	0.0079	0.0094	0.0110	0.0157	0.0220

Recomendações de velocidade de corte

Otimizada - Fresa de topo CoroMill® Plura inteira de metal duro para fresamento de várias operações estáveis

Otimizada - Cabeça CoroMill® 316 inteira de metal duro para fresamento de várias operações estáveis



		$a_e = 1.0 \times DC$			$a_e = 0.5 \times DC$			$a_e = 0.1 \times DC$					
		$a_p = 0.5 \times DC$			$a_p = 1.0 \times DC$			$a_p = 1.5 \times DC$					
ISO	N° MC	CMC	Material	HB	f_z	v_c m/min	v_c pés/min	f_z	v_c m/min	v_c pés/min	f_z	v_c m/min	v_c pés/min
P	P1.2.Z.AN	01.2	Aços sem liga	190	K01	165	541	K02	215	705	K03	305	1001
	P2.2.Z.AN	02.2	Aços baixa-liga	240	K01	125	410	K02	160	525	K03	220	722
	P3.0.Z.HT	03.21	Aços alta-liga	380	K01	75	246	K02	95	312	K03	130	427
M	P5.0.Z.AN	05.11	Aços inoxidáveis ferríticos/martensíticos	200	K01	45	148	K02	65	213	K03	85	279
	M1.0.Z.AQ	05.21	Aços inoxidáveis austeníticos	200	K05	60	197	K06	75	246	K07	110	361
	M3.2.Z.AQ	05.51	Aços inoxidáveis Duplex (austeníticos/ferríticos)	260	K05	45	148	K06	65	213	K07	85	279
K	K1.1.C.NS	07.2	Ferros fundidos maleáveis	200	K01	135	443	K02	170	558	K03	240	787
	K2.1.C.UT	08.2	Ferros fundidos cinzentos	180	K01	135	443	K02	165	541	K03	240	787
	K3.2.C.UT	09.2	Ferros fundidos nodulares	215	K01	125	410	K02	150	492	K03	215	705
S	S1.0.U.AG	20.12	Superligas à base de ferro	280	K05	25	82	K06	35	115	K07	60	197
	S2.0.Z.AG	20.22	Superligas à base de níquel	350	K08	25	82	K08	35	115	K08	60	197
	S4.2.Z.AN	23.22	Ligas à base de titânio	320	K05	40	131	K06	55	180	K07	95	312
H	H1.1.Z.HA	04.1	Aço - Grau de dureza 50	50HRC	K05	50	164	K06	80	262	K07	90	295
	H1.2.Z.HA	04.1	Aço - Grau de dureza 55	55HRC	K05	50	164	K06	80	262	K07	90	295
	H1.3.Z.HA	04.1	Aço - Grau de dureza 60	60HRC	K05	30	98	K06	50	164	K07	50	164

Para dados de corte otimizados, consulte CoroPlus® ToolGuide.

Recomendações de avanço

mm/dente

pol./dente

D_c	2.000	3.000	4.000	6.000	6.350	7.938	8.000	9.525	10.000	12.000	12.700	14.000	15.875	16.000	19.050	20.000	25.000	25.400
f_z	0.079	0.118	0.157	0.236	0.250	0.313	0.315	0.375	0.394	0.472	0.500	0.551	0.625	0.630	0.750	0.787	0.984	1
K01	0.020 0.0008	0.020 0.0008	0.020 0.0008	0.030 0.0012	0.030 0.0012	0.050 0.0020	0.050 0.0020	0.060 0.0024	0.060 0.0024	0.070 0.0028	0.070 0.0028	0.080 0.0031	0.090 0.0035	0.090 0.0035	0.100 0.0039	0.100 0.0039	0.100 0.0039	0.100 0.0039
K02	0.02 0.0008	0.030 0.0012	0.030 0.0012	0.040 0.0016	0.040 0.0016	0.070 0.0028	0.070 0.0028	0.100 0.0039	0.100 0.0039	0.100 0.0039	0.100 0.0039	0.100 0.0039	0.120 0.0047	0.120 0.0047	0.120 0.0047	0.140 0.0055	0.160 0.0063	0.160 0.0063
K03	0.03 0.0012	0.040 0.0016	0.050 0.0020	0.070 0.0028	0.070 0.0028	0.100 0.0039	0.100 0.0039	0.120 0.0047	0.120 0.0047	0.120 0.0047	0.120 0.0047	0.120 0.0047	0.120 0.0047	0.120 0.0047	0.180 0.0071	0.200 0.0079	0.200 0.0079	0.200 0.0079
K04	0.02 0.0008	0.020 0.0008	0.020 0.0008	0.020 0.0008	0.020 0.0008	0.040 0.0016	0.040 0.0016	0.050 0.0020	0.050 0.0020	0.060 0.0024	0.060 0.0024	0.060 0.0024	0.070 0.0028	0.070 0.0028	0.080 0.0031	0.080 0.0031	0.080 0.0031	0.080 0.0031
K05	0.02 0.0008	0.020 0.0008	0.020 0.0008	0.040 0.0016	0.040 0.0016	0.060 0.0024	0.060 0.0024	0.080 0.0031	0.080 0.0031	0.080 0.0031	0.080 0.0031	0.080 0.0031	0.080 0.0031	0.080 0.0031	0.100 0.0039	0.100 0.0039	0.110 0.0043	0.130 0.0051
K06	0.02 0.0008	0.030 0.0012	0.040 0.0016	0.060 0.0024	0.060 0.0024	0.080 0.0031	0.080 0.0031	0.100 0.0039	0.100 0.0039	0.100 0.0039	0.100 0.0039	0.100 0.0039	0.100 0.0039	0.100 0.0039	0.120 0.0047	0.140 0.0055	0.160 0.0063	0.160 0.0063
K07	0.015 0.0006	0.015 0.0006	0.02 0.0008	0.02 0.0008	0.02 0.0008	0.025 0.0010	0.025 0.0010	0.03 0.0012	0.031 0.0012	0.038 0.0015	0.040 0.0016	0.045 0.0018	0.050 0.0020	0.050 0.0020	0.060 0.0024	0.063 0.0025	0.078 0.0031	0.078 0.0031

Recomendações de velocidade de corte

Otimizada - Fresa de topo CoroMill® Plura inteiraça de metal duro para fresamento de peças duras



$a_e = 1.0 \times DC$	$a_e = 0.1 \times DC$	$a_e = 0.05 \times DC$
$a_p = 0.1 \times DC$	$a_p = 1.0 \times DC$	$a_p = 1.5 \times DC$

ISO	N° MC	CMC	Material	HB	f_z	v_c m/min	v_c pés/min	f_z	v_c m/min	v_c pés/min	f_z	v_c m/min	v_c pés/min
P	P3.0.Z.HT	03.21	Aços alta liga	380	H01	140	459	H02	225	738	H03	250	820
H	H1.1.Z.HA	04.1	Aço - Grau de dureza 50	50HRC	H04	110	361	H05	185	607	H06	205	673
	H1.2.Z.HA	04.1	Aço - Grau de dureza 55	55HRC	H04	125	410	H05	215	705	H06	245	804
	H1.3.Z.HA	04.1	Aço - Grau de dureza 60	60HRC	H04	75	246	H05	130	427	H06	145	476

Para dados de corte otimizados, consulte CoroPlus® ToolGuide.

Recomendações de avanço

mm/dente

pol./dente



D_c	2.000	3.000	4.000	6.000	6.350	8.000	9.525	10.000	12.000	16.000
f_z	0.079	0.118	0.157	0.236	0.250	0.315	0.375	0.394	0.472	0.630
H01	0.020	0.020	0.020	0.030	0.030	0.050	0.060	0.060	0.070	0.090
	0.0008	0.0008	0.0008	0.0012	0.0012	0.0020	0.0024	0.0024	0.0028	0.0035
H02	0.030	0.040	0.050	0.070	0.070	0.100	0.120	0.120	0.120	0.120
	0.0012	0.0016	0.0020	0.0028	0.0028	0.0039	0.0047	0.0047	0.0047	0.0047
H03	0.030	0.050	0.060	0.080	0.080	0.120	0.150	0.150	0.150	0.160
	0.0012	0.0020	0.0024	0.0031	0.0031	0.0047	0.0059	0.0059	0.0059	0.0063
H04	0.020	0.020	0.020	0.020	0.020	0.040	0.050	0.050	0.060	0.070
	0.0008	0.0008	0.0008	0.0008	0.0008	0.0016	0.0020	0.0020	0.0024	0.0028
H05	0.020	0.030	0.040	0.060	0.060	0.080	0.100	0.100	0.100	0.120
	0.0008	0.0012	0.0016	0.0024	0.0024	0.0031	0.0039	0.0039	0.0039	0.0047
H06	0.030	0.040	0.050	0.060	0.060	0.100	0.120	0.120	0.120	0.140
	0.0012	0.0016	0.0020	0.0024	0.0024	0.0039	0.0047	0.0047	0.0047	0.0055

Recomendações de velocidade de corte

Fresa de topo inteiraça de cerâmica CoroMill Plura para desbaste em alta velocidade

Cabeça soldada de cerâmica CoroMill® 316 para desbaste em alta velocidade



	
$a_e = 0.1 \times DC$	$a_e = 0.075 \times DC$
$a_p = 1.5 \times DC$ Balanço 4 x d	$a_p = 1.5 \times DC$ Balanço 6 x d
f_z v_c m/min v_c pés/min	f_z v_c m/min v_c pés/min
4 P02 600-1000 1698-3280	P01 600-700 1968-2296
6 P01 600-1000 1698-3280	P01 600-700 1968-2296

ISO	N° MC	CMC	Material	HB	ZEFP	f_z	v_c m/min	v_c pés/min	f_z	v_c m/min	v_c pés/min
S	S2.0.Z.AG	20.22	Superligas à base de níquel	350	4	P02	600-1000	1698-3280	P01	600-700	1968-2296
					6	P01	600-1000	1698-3280	P01	600-700	1968-2296

Para dados de corte otimizados, consulte CoroPlus® ToolGuide.

Recomendações de avanço



mm/dente

pol./dente

D_c	10	12
f_z	0.394	0.472
P01	0.02	0.02
	0.0008	0.0008
P02	0.07	0.09
	0.0028	0.0035

Cabeça inteiraça de metal duro CoroMill® 316 para fresamento lateral



	
$a_e = 0.1 \times DC$	$a_e = 0.075 \times DC$
$a_p = 1.5 \times DC$ Balanço 4 x d	$a_p = 1.5 \times DC$ Balanço 6 x d
f_z v_c m/min v_c pés/min	f_z v_c m/min v_c pés/min
Q01 100 328	Q01 90 295
Q01 50 164	Q01 45 145

ISO	N° MC	CMC	Material	HB	f_z	v_c m/min	v_c pés/min	f_z	v_c m/min	v_c pés/min
S	S4.3.Z.AN		Ligas à base de titânio	320	Q01	100	328	Q01	90	295
	S4.4.Z.AN		Ligas à base de titânio	410	Q01	50	164	Q01	45	145

Para dados de corte otimizados, consulte CoroPlus® ToolGuide.

Recomendações de avanço

mm/dente

pol./dente

D_c	9.525	10	12	12.7	15.875	16	19.05	20	25	25.4
f_z	0.375	0.394	0.472	0.50	0.625	0.630	0.75	0.787	0.984	1.00
Q01	0.057	0.057	0.066	0.066	0.076	0.076	0.095	0.095	0.123	0.123
	0.0022	0.0022	0.0026	0.0026	0.003	0.003	0.0037	0.0037	0.0049	0.0049

Recomendações de velocidade de corte

Otimizada - Fresa de topo CoroMill® Plura inteira de metal duro para grande remoção de cavacos

Otimizada - Cabeça CoroMill® 316 inteira de metal duro para grande remoção de cavacos



$a_e = 1.0 \times DC$	$a_e = 0.5 \times DC$	$a_e = 0.1 \times DC$											
$a_p = 0.5 \times DC$	$a_p = 1.0 \times DC$	$a_p = 1.5 \times DC$											
ISO	N° MC	CMC	Material	HB	f_z	v_m /min	v_c pés/min	f_z	v_m /min	v_c pés/min	f_z	v_m /min	v_c pés/min
N	N1.2.Z.AG	30.12	Ligas à base de alumínio	100	101	800	2625	102	980	3215	103	1120	3675
	N1.3.C.UT	30.21	Ligas à base de alumínio	75	101	270	886	102	360	1181	103	480	1575
	N1.4.C.NS	30.42	Ligas à base de alumínio	130	101	100	328	102	130	427	103	190	623
	N3.2.C.UT	33.2	Cobre e ligas de cobre	90	101	150	492	102	200	656	103	290	951
O	07.0.S.UT		Grafite		-	-	-	104	450	1476	105	500	1640

Para dados de corte otimizados, consulte CoroPlus® ToolGuide.

Recomendações de avanço

mm/dente


pol./dente

D_c	1.000	2.000	3.000	4.000	6.000	8.000	10.000	12.000	14.000	16.000	18.000	18.000
f_z	0.039	0.079	0.118	0.157	0.236	0.315	0.394	0.472	0.551	0.630	0.709	0.709
101	0.020	0.040	0.040	0.040	0.072	0.110	0.130	0.150	0.180	0.200	0.220	0.220
	0.0008	0.0016	0.0016	0.0016	0.0028	0.0043	0.0051	0.0059	0.0071	0.0079	0.0087	0.0087
102	0.030	0.060	0.070	0.070	0.100	0.170	0.220	0.220	0.220	0.260	0.260	0.310
	0.0012	0.0024	0.0028	0.0028	0.0039	0.0067	0.0087	0.0087	0.0087	0.0102	0.0102	0.0122
103	0.040	0.070	0.070	0.110	0.150	0.200	0.260	0.260	0.260	0.260	0.330	0.440
	0.0016	0.0028	0.0028	0.0043	0.0059	0.0079	0.0102	0.0102	0.0102	0.0102	0.0130	0.0173
104	0.010	0.010	0.010	0.020	0.020	0.030	0.040	0.050	0.060	0.070	-	-
	0.0004	0.0004	0.0004	0.0008	0.0008	0.0012	0.0016	0.0020	0.0024	0.0028	-	-
105	0.010	0.020	0.020	0.030	0.040	0.060	0.080	0.100	0.120	0.140	-	-
	0.0004	0.0008	0.0008	0.0012	0.0016	0.0024	0.0031	0.0039	0.0047	0.0055	-	-

Recomendações de velocidade de corte

Otimizada - Fresa de topo CoroMill® Plura inteira de metal duro para desbaste com quebra-cavacos

Otimizada - Cabeça CoroMill® 316 inteira de metal duro para desbaste com quebra-cavacos



			$a_e = 1.0 \times DC$			$a_e = 0.5 \times DC$			$a_e = 0.1 \times DC$				
			$a_p = 0.5 \times DC$			$a_p = 1.0 \times DC$			$a_p = 1.5 \times DC$				
ISO	N° MC	CMC	Material	HB	f_z	v_c m/min	v_c pés/min	f_z	v_c m/min	v_c pés/min	f_z	v_c m/min	v_c pés/min
P	P1.2.Z.AN	01.2	Aços sem liga	190	L01	170	558	L02	220	722	L03	315	1033
	P2.2.Z.AN	02.2	Aços baixa-liga	240	L01	120	394	L02	160	525	L03	230	755
	P3.0.Z.HT	03.21	Aços alta-liga	380	L01	80	262	L02	100	328	L03	140	459
M	P5.0.Z.AN	05.11	Aços inoxidáveis ferríticos/martensíticos	200	L01	50	164	L02	65	213	L03	95	312
	M1.0.Z.AQ	05.21	Aços inoxidáveis austeníticos	200	L04	60	197	L05	75	246	L06	115	377
	M3.2.Z.AQ	05.51	Aços inoxidáveis Duplex (austeníticos/ferríticos)	260	L04	50	164	L05	65	213	L06	95	312
K	K1.1.C.NS	07.2	Ferros fundidos maleáveis	200	L01	130	427	L02	170	558	L03	245	804
	K2.1.C.UT	08.2	Ferros fundidos cinzentos	180	L01	130	427	L02	170	558	L03	245	804
	K3.2.C.UT	09.2	Ferros fundidos nodulares	215	L01	115	377	L02	155	509	L03	220	722
N	N1.2.Z.AG	30.12	Ligas à base de alumínio	100	L08	1270	4167	L09	1610	5282	L07	2150	7054
	N1.3.C.UT	30.21	Ligas à base de alumínio	75	L08	310	1017	L09	380	1247	L07	540	1772
	N1.4.C.NS	30.42	Ligas à base de alumínio	130	L08	110	361	L09	150	492	L07	220	722
	N3.2.C.UT	33.2	Cobre e ligas de cobre	90	L08	170	558	L09	230	755	L07	320	1050
S	S1.0.U.AG	20.12	Superligas à base de ferro	280	L04	20	66	L05	30	98	L06	50	164
	S2.0.Z.AG	20.22	Super ligas à base de níquel	350	L04	20	66	L05	30	98	L06	50	164
	S4.2.Z.AN	23.22	Ligas à base de titânio	320	L04	50	164	L05	80	262	L06	130	427

Para dados de corte otimizados, consulte CoroPlus® ToolGuide.

Recomendações de avanço


mm/dente
pol./dente

D_c	6	8	9.525	10	12	12.7	14	15.875	16	18	20	25	25.4
f_z	0.236	0.315	0.375	0.394	0.472	0.500	0.551	0.625	0.630	0.709	0.787	0.984	1.000
L01	0.030	0.050	0.060	0.060	0.070	0.070	0.080	0.090	0.090	0.100	0.100	0.100	0.100
	0.0012	0.0020	0.0024	0.0024	0.0028	0.0028	0.0031	0.0035	0.0035	0.0039	0.0039	0.0039	0.0039
L02	0.040	0.070	0.100	0.100	0.100	0.100	0.100	0.120	0.120	0.120	0.140	0.160	0.160
	0.0016	0.0028	0.0039	0.0039	0.0039	0.0039	0.0039	0.0047	0.0047	0.0047	0.0055	0.0063	0.0063
L03	0.070	0.100	0.120	0.120	0.120	0.120	0.120	0.120	0.120	0.150	0.200	0.200	0.200
	0.0028	0.0039	0.0047	0.0047	0.0047	0.0047	0.0047	0.0047	0.0047	0.0059	0.0079	0.0079	0.0079
L04	0.020	0.040	0.050	0.050	0.060	0.060	0.060	0.070	0.070	0.080	0.080	0.080	0.080
	0.0008	0.0016	0.0020	0.0020	0.0024	0.0024	0.0024	0.0028	0.0028	0.0031	0.0031	0.0031	0.0031
L05	0.040	0.060	0.080	0.080	0.080	0.080	0.080	0.100	0.100	0.100	0.110	0.130	0.130
	0.0016	0.0024	0.0031	0.0031	0.0031	0.0031	0.0031	0.0039	0.0039	0.0039	0.0043	0.0051	0.0051
L06	0.060	0.080	0.100	0.100	0.100	0.100	0.100	0.100	0.120	0.120	0.160	0.160	0.160
	0.0024	0.0031	0.0039	0.0039	0.0039	0.0039	0.0039	0.0039	0.0047	0.0047	0.0063	0.0063	0.0063
L07	0.150	0.200	0.260	0.260	0.260	0.260	0.260	0.260	0.260	0.330	0.440	0.440	0.440
	0.0059	0.0079	0.0102	0.0102	0.0102	0.0102	0.0102	0.0102	0.0102	0.0130	0.0173	0.0173	0.0173
L08	0.070	0.110	0.130	0.130	0.150	0.150	0.180	0.200	0.200	0.220	0.220	0.220	0.220
	0.0028	0.0043	0.0051	0.0051	0.0059	0.0059	0.0071	0.0079	0.0079	0.0087	0.0087	0.0087	0.0087
L09	0.100	0.160	0.220	0.220	0.220	0.220	0.220	0.260	0.260	0.260	0.310	0.350	0.350
	0.0039	0.0063	0.0087	0.0087	0.0087	0.0087	0.0087	0.0102	0.0102	0.0102	0.0122	0.0138	0.0138

Recomendações de velocidade de corte

Otimizada - Fresa de topo CoroMill® Plura inteiraça de metal duro para acabamento

Otimizada - Cabeça CoroMill® 316 inteiraça de metal duro para acabamento



$a_e = 0.1 \times DC$	$a_e = 0.05 \times DC$
$a_p = 1.0 \times DC$	$a_p = 1.5 \times DC$
f_z v_c m/min v_c pés/min	f_z v_c m/min v_c pés/min

ISO	N° MC	CMC	Material	HB	f_z	v_c m/min	v_c pés/min	f_z	v_c m/min	v_c pés/min
P	P1.2.Z.AN	01.2	Aços sem liga	190	J01	280	919	J02	330	1083
	P2.2.Z.AN	02.2	Aços baixa-liga	240	J01	205	673	J02	240	787
	P3.0.Z.HT	03.21	Aços alta-liga	380	J01	120	394	J02	140	459
M	P5.0.Z.AN	05.11	Aços inoxidáveis ferríticos/martensíticos	200	J01	80	262	J02	95	312
	M1.0.Z.AQ	05.21	Aços inoxidáveis austeníticos	200	J03	100	328	J04	115	377
	M3.2.Z.AQ	05.51	Aços inoxidáveis Duplex (austeníticos/ferríticos)	260	J03	80	262	J04	95	312
K	K1.1.C.NS	07.2	Ferros fundidos maleáveis	200	J01	220	722	J04	255	837
	K2.1.C.UT	08.2	Ferros fundidos cinzentos	180	J01	220	722	J02	255	837
	K3.2.C.UT	09.2	Ferros fundidos nodulares	215	J01	140	459	J02	165	541
S	S1.0.U.AG	20.12	Superligas à base de ferro	280	J03	50	164	J04	60	197
	S2.0.Z.AG	20.22	Superligas à base de níquel	350	J03	50	164	J04	60	197
	S4.2.Z.AN	23.22	Ligas à base de titânio	320	J03	80	262	J04	95	312
H	H1.1.Z.HA	04.1	Aço - Grau de dureza 50	50HRC	J03	120	394	J04	140	459
	H1.2.Z.HA	04.1	Aço - Grau de dureza 55	55HRC	J03	120	394	J04	140	459
	H1.3.Z.HA	04.1	Aço - Grau de dureza 60	60HRC	J03	70	230	J04	80	262

Para dados de corte otimizados, consulte CoroPlus® ToolGuide.

Recomendações de avanço



mm/dente
pol./dente

D_c	3.000	4.000	6.000	6.350	7.938	8.000	9.525	10.000	12.000	12.700	14.000	15.875	16.000	18.000	19.050	20.000	25.000	25.400	
f_z	0.118	0.157	0.236	0.250	0.313	0.315	0.375	0.394	0.472	0.500	0.551	0.625	0.630	0.709	0.750	0.787	0.984	1.000	
J01	0.040 0.0016	0.050 0.0020	0.070 0.0028	0.070 0.0028	0.100 0.0039	0.100 0.0039	0.120 0.0047	0.120 0.0047	0.120 0.0047	0.120 0.0047	0.120 0.0047	0.120 0.0047	0.120 0.0047	0.150 0.0059	0.180 0.0071	0.200 0.0079	0.200 0.0079	0.200 0.0079	0.200 0.0079
J02	0.050 0.0020	0.060 0.0024	0.080 0.0031	0.080 0.0031	0.120 0.0047	0.120 0.0047	0.150 0.0059	0.150 0.0059	0.150 0.0059	0.150 0.0059	0.150 0.0059	0.160 0.0063	0.160 0.0063	0.180 0.0071	0.200 0.0079	0.200 0.0079	0.250 0.0098	0.250 0.0098	
J03	0.030 0.0012	0.040 0.0016	0.060 0.0024	0.060 0.0024	0.080 0.0031	0.080 0.0031	0.100 0.0039	0.100 0.0039	0.100 0.0039	0.100 0.0039	0.100 0.0039	0.100 0.0039	0.100 0.0039	0.120 0.0047	0.140 0.0055	0.160 0.0063	0.160 0.0063	0.160 0.0063	0.160 0.0063
J04	0.040 0.0016	0.050 0.0020	0.060 0.0024	0.060 0.0024	0.100 0.0039	0.100 0.0039	0.120 0.0047	0.120 0.0047	0.120 0.0047	0.120 0.0047	0.120 0.0047	0.120 0.0047	0.140 0.0055	0.140 0.0055	0.150 0.0059	0.160 0.0063	0.160 0.0063	0.200 0.0079	0.200 0.0079

Recomendações de velocidade de corte

Otimizada - Fresa de topo CoroMill® Plura inteira de metal duro para microfresamento

Otimizada - Fresa de topo CoroMill® Plura inteira de metal duro Ball Nose para microfresamento


 $a_e = 1.0 \times DC$
 $a_p = 0.5 \times DC$
 $a_e = 0.5 \times DC$
 $a_p = 1.0 \times DC$
 $a_e = 0.25 \times DC$
 $a_p = 1.0 \times DC$
 $a_e = 0.05 \times DC$
 $a_p = 0.05 \times DC$

ISO	N° MC	CMC	Material	HB	f_z v _c /m/min v _c pés/min			f_z v _c /m/min v _c pés/min			f_z v _c /m/min v _c pés/min			f_z v _c /m/min v _c pés/min		
					f_z	v _c /m/min	v _c pés/min	f_z	v _c /m/min	v _c pés/min	f_z	v _c /m/min	v _c pés/min	f_z	v _c /m/min	v _c pés/min
P	P1.2.Z.AN	01.2	Aços sem liga	190	M01	140	459	M02	195	640	M08	215	705	M03	330	1083
	P2.2.Z.AN	02.2	Aços baixa-liga	240	M01	115	377	M02	160	525	M08	175	574	M03	240	787
	P3.0.Z.HT	03.21	Aços alta-liga	380	M01	80	262	M02	90	295	M08	100	328	M03	140	459
M	P5.0.Z.AN	05.11	Aços inoxidáveis ferríticos/martensíticos	200	M01	70	230	M02	80	262	M08	90	295	M03	100	328
	M1.0.Z.AQ	05.21	Aços inoxidáveis austeníticos	200	M04	90	295	M05	110	361	M11	120	394	M06	120	394
	M3.2.Z.AQ	05.51	Aços inoxidáveis Duplex (austeníticos/ferríticos)	260	M04	70	230	M05	75	246	M11	85	279	M06	100	328
K	K1.1.C.NS	07.2	Ferros fundidos maleáveis	200	M01	155	509	M02	170	558	M08	185	607	M03	270	886
	K2.1.C.UT	08.2	Ferros fundidos cinzentos	180	M01	160	525	M02	175	574	M08	195	640	M03	270	886
	K3.2.C.UT	09.2	Ferros fundidos nodulares	215	M01	165	541	M02	180	591	M08	200	656	M03	240	787
N	N1.2.Z.AG	30.12	Ligas à base de alumínio	100	M09	800	2625	M10	1040	3412	M12	1145	3757	M07	1450	4757
	N1.3.C.UT	30.21	Ligas à base de alumínio	75	M09	640	2100	M10	830	2723	M12	915	3002	M07	1030	3379
	N1.4.C.NS	30.42	Ligas à base de alumínio	130	M09	200	656	M10	240	787	M12	265	869	M07	360	1181
	N3.2.C.UT	33.2	Cobre e ligas de cobre	90	M09	320	1050	M10	385	1263	M12	425	1394	M07	740	2428
S	S1.0.U.AG	20.12	Superligas à base de ferro	280	M04	30	98	M05	40	131	M11	45	148	M06	60	197
	S2.0.Z.AG	20.22	Super ligas à base de níquel	350	M04	30	98	M05	40	131	M11	45	148	M06	60	197
	S4.2.Z.AN	23.22	Ligas à base de titânio	320	M04	65	213	M05	85	279	M11	95	312	M06	110	361
H	H1.1.Z.HA	04.1	Aço - Grau de dureza 50	50HRC	M04	40	131	M05	45	148	M11	50	164	M06	140	459
	H1.2.Z.HA	04.1	Aço - Grau de dureza 55	55HRC	M04	20	66	M05	25	82	M11	25	82	M06	140	459
	H1.3.Z.HA	04.1	Aço - Grau de dureza 60	60HRC	M04	10	33	M05	15	49	M11	15	49	M06	80	262

Para dados de corte otimizados, consulte CoroPlus® ToolGuide.

Recomendações de avanço

mm/dente

pol./dente

D_c	0.500	1.000	2.000
f_z	0.020	0.039	0.079
M01	0.010	0.010	0.020
	0.0004	0.0004	0.0008
M02	0.010	0.010	0.020
	0.0004	0.0004	0.0008
M03	0.010	0.020	0.030
	0.0004	0.0008	0.0012
M04	0.010	0.010	0.020
	0.0004	0.0004	0.0008
M05	0.010	0.010	0.020
	0.0004	0.0004	0.0008
M06	0.015	0.020	0.030
	0.0006	0.0008	0.0012
M07	0.035	0.060	0.080
	0.0014	0.0024	0.0031
M08	0.010	0.010	0.020
	0.0004	0.0004	0.0008
M09	0.020	0.020	0.040
	0.0008	0.0008	0.0016
M10	0.020	0.030	0.060
	0.0008	0.0012	0.0024
M11	0.020	0.010	0.020
	0.0008	0.0004	0.0008
M12	-	0.030	0.060
	-	0.0012	0.0024

Recomendações de velocidade de corte

Otimizada - Cabeça inteira de metal duro CoroMill® 316 para fresamento com alta carga de cavacos



		$a_e = 1.0 \times DC$			$a_e = 0.5 \times DC$			$a_e = 0.1 \times DC$					
		$a_p = 0.5 \times DC$			$a_p = 0.5 \times DC$			$a_p = 0.75 \times DC$					
ISO	N° MC	CMC	Material	HB	f_z	v_c /m/min	v_c pés/min	f_z	v_c /m/min	v_c pés/min	f_z	v_c /m/min	v_c pés/min
P	P1.2.Z.AN	01.2	Aços sem liga	190	O01	145	476	O02	195	640	O03	290	951
	P2.2.Z.AN	02.2	Aços baixa-liga	240	O01	110	361	O02	150	492	O03	225	738
	P3.0.Z.HT	03.21	Aços alta-liga	380	O01	55	180	O02	75	246	O03	115	377
M	P5.0.Z.AN	05.11	Aços inoxidáveis ferríticos/martensíticos	200	O01	75	246	O02	100	328	O03	150	492
	M1.0.Z.AQ	05.21	Aços inoxidáveis austeníticos	200	O06	60	197	O05	85	279	O04	125	410
	M3.2.Z.AQ	05.51	Aços inoxidáveis Duplex (austeníticos/ferríticos)	260	O06	75	246	O05	100	328	O04	150	492
K	K1.1.C.NS	07.2	Ferros fundidos maleáveis	200	O01	140	459	O02	185	607	O03	280	919
	K2.1.C.UT	08.2	Ferros fundidos cinzentos	180	O01	75	246	O02	105	344	O03	155	509
	K3.2.C.UT	09.2	Ferros fundidos nodulares	215	O01	110	361	O02	150	492	O03	220	722
S	S1.0.U.AG	20.12	Superligas à base de ferro	280	O06	20	66	O05	25	82	O04	40	131
	S2.0.Z.AG	20.22	Superligas à base de níquel	350	O06	15	49	O05	25	82	O04	35	115
	S4.2.Z.AN	23.22	Ligas à base de titânio	320	O06	25	82	O05	35	115	O04	50	164

Para dados de corte otimizados, consulte CoroPlus® ToolGuide.

Recomendações de avanço

mm/dente

pol./dente

D_z	10.000	12.000	16.000
f_z	0.394	0.472	0.630
O01	0.070	0.080	0.110
	0.0028	0.0031	0.0043
O02	0.120	0.120	0.140
	0.0047	0.0047	0.0055
O03	0.140	0.140	0.140
	0.0055	0.0055	0.0055
O04	0.120	0.120	0.120
	0.0047	0.0047	0.0047
O05	0.075	0.090	0.120
	0.0030	0.0035	0.0047
O06	0.050	0.060	0.070
	0.0020	0.0024	0.0028

B

C




D

E

Recomendações de velocidade de corte

Otimizada - Fresa de topo CoroMill® Plura Ball Nose inteira de metal duro para perfilamento

Otimizada - Cabeça CoroMill® 316 inteira de metal duro para perfilamento


 $a_e = 0.05 \times DC$
 $a_e = 0.01 \times DC$

ISO	Nº MC	CMC	Material	HB	f_z	v_c m/min	v_c pés/min	f_z	v_c m/min	v_c pés/min
P	P1.2.Z.AN	01.2	Aços sem liga	190	N01	300	984	N04	360	1181
	P2.2.Z.AN	02.2	Aços baixa-liga	240	N01	220	722	N04	265	869
	P3.0.Z.HT	03.21	Aços alta-liga	380	N01	130	427	N04	150	492
M	P5.0.Z.AN	05.11	Aços inoxidáveis ferríticos/martensíticos	200	N01	90	295	N05	100	328
	M1.0.Z.AQ	05.21	Aços inoxidáveis austeníticos	200	N02	110	361	N05	130	427
	M3.2.Z.AQ	05.51	Aços inoxidáveis Duplex (austeníticos/ferríticos)	260	N02	90	295	N04	100	328
K	K1.1.C.NS	07.2	Ferros fundidos maleáveis	200	N01	240	787	N04	290	951
	K2.1.C.UT	08.2	Ferros fundidos cinzentos	180	N01	240	787	N04	290	951
	K3.2.C.UT	09.2	Ferros fundidos nodulares	215	N01	215	705	N04	255	837
N	N1.2.Z.AG	30.12	Ligas à base de alumínio	100	N03	1765	5791	N06	1765	5791
	N1.3.C.UT	30.21	Ligas à base de alumínio	75	N03	755	2477	N06	910	2986
	N1.4.C.NS	30.42	Ligas à base de alumínio	130	N03	280	919	N06	335	1099
	N3.2.C.UT	33.2	Cobre e ligas de cobre	90	N03	505	1657	N06	615	2018
S	S1.0.U.AG	20.12	Superligas à base de ferro	280	N02	50	164	N05	70	230
	S2.0.Z.AG	20.22	Super ligas à base de níquel	350	N02	50	164	N05	70	230
	S4.2.Z.AN	23.22	Ligas à base de titânio	320	N02	100	328	N05	130	427
H	H1.1.Z.HA	04.1	Aço - Grau de dureza 50	50HRC	N02	145	476	N05	175	574
	H1.2.Z.HA	04.1	Aço - Grau de dureza 55	55HRC	N02	145	476	N05	175	574
	H1.3.Z.HA	04.1	Aço - Grau de dureza 60	60HRC	N02	85	279	N05	100	328
O	O7.0.S.UT		Grafite		N03	800	2625	N06	850	2789

Para dados de corte otimizados, consulte CoroPlus® ToolGuide.

Recomendações de avanço

mm/dente

pol./dente

D_c	1.000	2.000	3.000	4.000	6.000	6.350	7.938	8.000	9.525	10.000	12.000	12.700	16.000	20.000	25.000	25.400
f_z	0.039	0.079	0.118	0.157	0.236	0.250	0.313	0.315	0.375	0.394	0.472	0.500	0.630	0.787	0.984	1.000
N01	0.020	0.030	0.050	0.060	0.080	0.080	0.120	0.120	0.150	0.150	0.150	0.150	0.160	0.020	0.025	0.025
N02	0.020	0.030	0.040	0.050	0.060	0.060	0.100	0.100	0.120	0.120	0.120	0.120	0.140	0.016	0.020	0.020
N03	0.060	0.080	0.100	0.130	0.180	0.180	0.260	0.260	0.330	0.330	0.330	0.330	0.380	0.440	0.500	0.500
N04	0.030	0.050	0.080	0.100	0.120	0.120	0.150	0.150	0.200	0.200	0.200	0.200	0.200	0.250	0.250	0.250
N05	0.020	0.040	0.065	0.080	0.100	0.100	0.120	0.120	0.160	0.160	0.160	0.160	0.160	0.200	0.200	0.200
N06	0.070	0.110	0.175	0.220	0.260	0.260	0.330	0.330	0.440	0.440	0.440	0.440	0.440	0.500	0.500	0.500

Otimizada - Fresa de topo CoroMill® Plura inteira de metal duro para aplicações de usinagem de borda

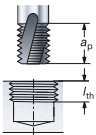
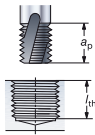
Para materiais compósitos

	$a_p \times a_e > DC$	$a_p \times a_e > DC$		
	f_z mm/dente*	v_c m/min	f_z mm/dente*	v_c m/min
2P460	0.03	100	0.08	200
2P350	0.03	130	0.03	280
2P050	0.06	100	0.05	200

Avanço é o mesmo para todos os diâmetros.

Dados de corte para fresa CoroMill® Plura para rosqueamento

Recomendações de velocidade e avanço


ISO	Material	Fresamento de rosca	Dimensões, mm, pol.			 $T_h = 0.5 \times a_p$				 $T_h = a_p$						
			MC	Dureza HB	HRC	Rosca	DC	DC"	ZEFP	Velocidade de corte v_c m/min ft/min	Avanço por dente, f_z mm polegadas	Velocidade de corte v_c m/min ft/min	Avanço por dente, f_z mm polegadas			
P	Aços sem liga P1.1.Z.AN 125	M2 M4 M10 M20			1.55	.061	3	127	417	0.027	.0011	120	396	0.020	.0008	
					3.2	.126	3	152	500	0.030	.0012	141	465	0.018	.0007	
					8.2	.323	4	132	435	0.052	.0020	124	410	0.029	.0012	
					16	.630	5	141	465	0.130	.0051	131	430	0.069	.0028	
	Aços baixa-liga P2.5.Z.HT 300	M2 M4 M10 M20				1.55	.061	3	84	276	0.018	.0007	80	263	0.016	.0006
						3.2	.126	3	147	485	0.012	.0005	137	440	0.006	.0003
						8.2	.323	4	164	540	0.086	.0034	153	500	0.050	.0020
						16	.630	5	173	570	0.089	.0036	162	535	0.118	.0046
	Aços alta-liga P3.0.Z.HT 450	M2 M4 M10 M20				1.55	.061	3	73	240	0.005	.0002	70	231	0.0045	.0002
						3.2	.126	3	163	540	0.035	.0014	151	500	0.015	.0006
						8.2	.323	4	164	550	0.061	.0024	153	520	0.049	.0020
						16	.630	5	173	570	0.012	.0005	162	540	0.118	.0046
M	Aços inoxidáveis P5.0.Z.AN 200	M2 M4 M10 M20			1.55	.061	3	37	121	0.01	.0004	35	114	0.009	.00035	
					3.2	.126	3	81	265	0.024	.0010	75	245	0.009	.0004	
					8.2	.323	4	82	270	0.052	.0020	76	250	0.036	.0014	
					16	.630	5	86	280	0.089	.0036	93	310	0.089	.0036	
	M1.0.Z.AQ 200	M2 M4 M10 M20				1.55	.061	3	52	170	0.009	.00035	50	164	0.0085	.00035
						3.2	.126	3	53	175	0.018	.0007	49	160	0.007	.0007
						8.2	.323	4	53	175	0.052	.0020	50	165	0.027	.0012
						16	.630	5	56	185	0.089	.0036	53	175	0.072	.0029
	M3.1.Z.AQ 230	M2 M4 M10 M20				1.55	.061	3	42	137	0.0045	.0002	40	131	0.0042	.00015
						3.2	.126	3	53	175	0.018	.0008	49	160	0.007	.0003
						8.2	.323	4	53	175	0.052	.0020	50	165	0.027	.0012
						16	.630	5	56	185	0.131	.0052	53	175	0.074	.0030
K	Ferros fundidos maleáveis K1.1.C.NS	M2 M4 M10 M20			1.55	.061	3	97	318	0.0289	.0012	92	301	0.025	.001	
					3.2	.126	3	80	265	0.020	.0008	77	260	0.016	.0006	
					8.2	.323	4	89	290	0.061	.0022	83	275	0.036	.0014	
					16	.630	5	82	270	0.084	.0032	83	275	0.089	.0036	
	Ferros fundidos cinzentos K2.2.C.UT	M2 M4 M10 M20				1.55	.061	3	82	269	0.018	.0007	80	262	0.016	.0006
						3.2	.126	3	76	260	0.018	.0007	73	250	0.014	.0006
						8.2	.323	4	86	310	0.038	.0014	79	285	0.034	.0013
						16	.630	5	79	285	0.075	.0030	80	290	0.080	.0032
	Ferros fundidos nodulares K3.1.C.UT	M2 M4 M10 M20				1.55	.061	3	97	318	0.04	.0015	94	308	0.035	.0014
						3.2	.126	3	101	340	0.027	.0012	97	330	0.020	.0008
						8.2	.323	4	104	345	0.047	.0020	105	340	0.048	.0020
						16	.630	5	104	345	0.089	.0036	97	330	0.067	.0026
N	Alumínio N1.2.Z.UT 60	M2 M4 M10 M20			1.55	.061	3	390	1280	0.06	.0023	375	1230	0.055	.0022	
					3.2	.126	3	503	1660	0.040	.0016	503	1660	0.035	.0014	
					8.2	.323	4	1120	3700	0.089	.0036	1060	3500	0.061	.0024	
					16	.630	5	1130	3750	0.089	.0036	1060	3500	0.089	.0036	
	N1.3.C.UT 95	M2 M4 M10 M20				1.55	.061	3	377	1237	0.058	.0022	365	1198	0.054	.0022
						3.2	.126	3	434	1430	0.040	.0016	404	1330	0.018	.0007
						8.2	.323	4	461	1520	0.061	.0025	432	1420	0.061	.0034
						16	.630	5	467	1540	0.089	.0036	436	1445	0.089	.0036
	150	M2 M4 M10 M20				1.55	.061	3	125	410	0.056	.0022	123	404	0.054	.0022
						3.2	.126	3	273	900	0.028	.0011	262	890	0.021	.0009
						8.2	.323	4	278	920	0.053	.0021	260	870	0.026	.0012
						16	.630	5	282	930	0.089	.0036	263	880	0.071	.0028
S	Ligas resistentes ao calor S1.0.U.AN 200	M2 M4 M10 M20			1.55	.061	3	27	89	0.011	.0004	25	82	0.01	.0004	
					3.2	.126	3	35	115	0.006	.0002	35	115	0.003	.0001	
					8.2	.323	4	37	120	0.023	.0011	35	115	0.013	.0006	
					16	.630	5	38	125	0.066	.0026	38	125	0.063	.0025	
	Ligas de titânio S2.0.Z.AG 300	M2 M4 M10 M20				1.55	.061	3	16	53	0.007	.0003	15	49	0.0065	.00025
						3.2	.126	3	30	100	0.008	.0004	29	100	0.004	.0002
						8.2	.323	4	32	105	0.013	.0006	30	100	0.007	.0003
						16	.630	5	32	105	0.037	.0015	30	100	0.018	.0007
	S4.2.Z.AN 300	M2 M4 M10 M20				1.55	.061	3	25	82	0.01	.0004	23	75	0.009	.00035
						3.2	.126	3	55	180	0.012	.0005	51	165	0.006	.0011
						8.2	.323	4	58	190	0.037	.0015	54	175	0.020	.0008
						12	.472	6	59	195	0.089	.0036	55	180	0.051	.0022
H	H1.3.Z.HA 55	M2 M4 M10 M20			1.55	.061	3	20	66	0.002	.00008	18	59	0.002	.00008	
					4.5	.177	4	43	140	0.010	.0004	40	130	0.005	.0002	
					8.2	.323	5	42	135	0.022	.0010	45	150	0.018	.0007	
					12	.472	5	45	150	0.042	.0017	42	135	0.021	.0009	
	H1.3.Z.HA 60	M2 M4 M10 M20				1.55	.061	3	17	56	0.002	.00008	15	49	0.002	.00008
						4.5	.177	4	30	100	0.005	.0002	30	100	0.003	.0001
						8.2	.323	5	29	100	0.011	.0005	28	100	0.006	.0002
						12	.472	5	30	100	0.022	.0010	28	100	0.010	.0004

Ângulo máximo para usinagem em rampa

CoroMill® Plura - Otimizada

CoroMill® Plura - Versátil

CoroMill® 316



Número de dentes (ZEFP)

ISO	Material	≤ 2	3	4	5	≥ 6
P	Aços (Dureza <300 HB)	9	7	5	5	≤ 4
	Aços (Dureza >300HB)	7	5	4	3	≤ 3
M	Aços inoxidáveis	5	5	5	4	≤ 4
K	Ferros fundidos	10	10	8	6	≤ 5
N	Metais não ferrosos	15	12	10	10	≤ 10
S	Super ligas e titânio	5	5	4	4	≤ 3
H	Materiais duros	2	2	1,5	1,5	≤ 1,5
O	Não ISO	15	12	10	10	≤ 10

Classes para fresamento

	P	M	K	N	S	H	O	Com refrigeração	Sem refrigeração	Descrição
1610	+					++		✗	✓	Substrato ultrafino e cobertura CIL. Adequada para acabamento e semiacabamento em materiais ISO H (ISO P duro). Não é adequada para a_e alta. Para condições estáveis.
1620	+	++	+		+	+		✓	✓	Classe versátil similar à 1630. Trabalha na maioria dos materiais. Alta resistência ao desgaste. É mais robusta em ISO S e ISO M comparado à 1630.
1630	++	+	++		+		+	✓	✓	Classe versátil similar à 1620. Trabalha na maioria dos materiais. É mais robusta em ISO P e ISO K comparado à 1620. Recomenda-se usinagem sem refrigeração.
1640	+	++	+		++			✓	✓	Classe muito tenaz para altas cargas de cavacos (a_e alta). Trabalha na maioria dos materiais. Trabalha bem em condições sem refrigeração. Adequada para condições instáveis.
H10F				++			+	✓	✗	Classe sem cobertura para usinagem de materiais ISO N e alguns da área ISO O (ex. termoplásticos).
N20C				+			++	✓	✓	Classe com cobertura de diamante para grafite e compósitos, bem como materiais ISO N com alto teor de silício (cerca de >9%).
1700						++		✗	✓	Classe muito dura para usinagem de materiais ISO H.
1710					++			✓	✗	Substrato duro de finos grãos resistentes ao desgaste. Nova cobertura com propriedades de adesão reduzidas. Classe específica para ligas à base de níquel.
1730	++	+	++		+			✓	✓	Próxima geração da classe 1730. Classe versátil mais tenaz e de uso mais geral comparada à 1630. Recomenda-se a usinagem sem refrigeração.
1740	+	++	+		++			✓	✓	Próxima geração da classe 1740. Novo substrato de submicrons e cobertura de TiAlN para maior tenacidade e área de aplicação mais ampla se comparada à 1640. Excelente em condições sem refrigeração.
1745					++			✓	✗	Substrato tenaz de submicrons de grãos com a nova cobertura de silício. Classe específica para ligas de titânio.
P10	+	+	+		+	+		✓	✓	Essa classe tem somente um tipo de ferramenta. Fresa Ball Nose longa. A classe é muito semelhante à 1620.

Furação



Versátil

CoroDrill® 460
Brocas para vários materiais

B3



Otimizado

CoroDrill® 860
Brocas para vários materiais
Brocas para aços
Brocas para aços inoxidáveis
Brocas para alumínio
Brocas para superligas resistentes ao calor

B18

B28

B36

B41

B45

CoroDrill® 861
Brocas para furos profundos em vários materiais

B50

CoroDrill® 862
Brocas para furos de precisão com diâmetro pequeno

B56

CoroDrill® 863
Brocas para CNC, ADU e máquinas robóticas em materiais para montagens no setor aeroespacial

B58

CoroDrill® 452
Solução de ferramentas para máquinas manuais em materiais compósitos

B62

CoroDrill® 400
Brocas para alumínio

B66

CoroDrill® 430
Brocas para alumínio











B66



Personalizado

E5

	460	860-GM	860-PM	860-MM	860-NM	860-SM
						
Área de aplicação ISO	P M K N S H	P M K N S H	P	M	N	S
Diâmetro, mm	3.00 - 20.00	3.10 - 15.87	3.00 - 20.00	3.00 - 15.80	3.00 - 17.50	3.00 - 15.87
Diâmetro, polegadas	.122 - .625	.122 - .625	.118 - .787	.118 - .622	.118 - .689	.118 - .625
Tolerância da ferramenta	m7	m7	m7	m7	m7	m7
TCHA	H9	H9	H8	H8	H7	H9
Refrigeração interna	✓	✓	✓	✓	✓	✓
Refrigeração externa	✓	✓	✗	✗	✗	✗
ULDR	2-8xØ	2-8xØ	2-8xØ	3-8xØ	3-8xØ	2-5xØ
						
Página	B18	B18	B28	B36	B41	B45

	861	862	863	452	400/430
					
Área de aplicação ISO	P M K N	P M K N S	M N S O	M N S O	N
Diâmetro, mm	3.00 - 16.00	1.85 - 2.95	3.30 - 11.14	2.50 - 7.94	5.00 - 12.50
Diâmetro, polegadas	.118 - .630	.073 - .116	.130 - .439	.098 - .313	.197 - .492
Tolerância da ferramenta	m7	m7	m7	m7	m7
TCHA	H9	H9	H9	H9	H9
Refrigeração interna	✓	✓	✓	✗	✓
Refrigeração externa	✗	✗	✓	✓	✗
ULDR	12-30xØ	7-12xØ	1.5-12-5xØ	2-15xØ	6-7xØ
					
Página	B50	B56	B58	B62	B66

CoroDrill® 460

Brocas inteiriças de metal duro versáteis e de alto desempenho

Aplicação

- Para uma ampla gama de materiais em todos os segmentos da indústria, p. ex. usinagem geral, moldes e matrizes, automotivo, energia e geração de energia
- Refrigeração externa e interna

V


C

Área de aplicação ISO:

P M K N S H

Características e benefícios

- Alta produtividade e vida útil consistente da ferramenta
- Valor excepcional sem comprometer a qualidade
- Excelente qualidade do furo
- Custos de ferramental reduzidos
- Pode ser reafiada até três vezes, aumentando ainda mais a vida útil da ferramenta
- Pressão de refrigeração de 20 bars



www.sandvik.coromant.com/corodril460

Recomendações

É recomendado o uso de mandris de precisão hidráulicos. Recomenda-se uso de refrigeração interna, pressão mínima recomendada de 20 bars

Para mandris, veja o catálogo de ferramentas rotativas.



E14

Broca CoroDrill® 460 inteiriça de metal duro

Para múltiplos materiais

Refrigeração interna



TCHA SIG

H9 140°

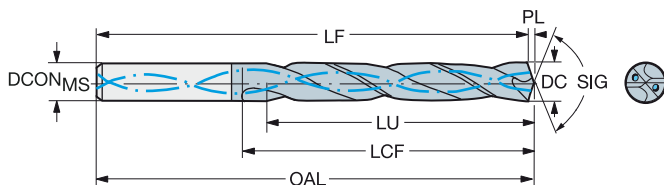


Table with columns for DC, DC*, LU, LU*, ULDR, CZC, Código para pedido, P, M, K, N, S, H, DCON, DCON*, OAL, OAL*, LF, LF*, LCF, LCF*, PL, PL*, BAR, PSI, BSG. Rows list various drill bit part numbers and their specifications.

Dados de corte: www.sandvik.coromant.com



E9



E28



E14



Broca CoroDrill® 460 inteiriça de metal duro

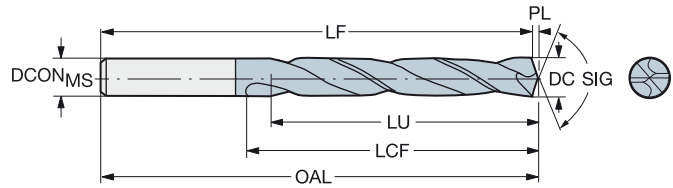
Para múltiplos materiais

Refrigeração externa



TCHA SIG

H9
140°



							P	M	K	N	S	H	Dimensões, mm, pol.												
							GC34	GC34	GC34	GC34	GC34	GC34													
DC	DC*	LU	LU*	ULDR	CZC _{MS}	Código para pedido	DCON _{MS}	DCON _{MS} *	OAL	OAL*	LF	LF*	LCF	LCF*	PL	PL*	BSG								
3.00	.118	9.4	.370	3	6	460.1-0300-009A0-XM	6.0	.236	62	2.441	61.6	2.425	20	.787	0.4	.016	DIN 6537 K								
3.00	.118	15.4	.606	5	6	460.1-0300-015A0-XM	6.0	.236	66	2.598	65.6	2.583	28	1.102	0.4	.016	DIN 6537 L								
3.10	.122	9.7	.382	3	6	460.1-0310-009A0-XM	6.0	.236	62	2.441	61.6	2.425	20	.787	0.4	.016	DIN 6537 K								
3.10	.122	15.9	.626	5	6	460.1-0310-016A0-XM	6.0	.236	66	2.598	65.6	2.583	28	1.102	0.4	.016	DIN 6537 L								
3.18	.125	10.0	.394	3	6	460.1-0318-010A0-XM	6.0	.236	62	2.441	61.5	2.421	20	.787	0.5	.020	DIN 6537 K								
3.18	.125	16.3	.642	5	6	460.1-0318-016A0-XM	6.0	.236	66	2.598	65.5	2.579	28	1.102	0.5	.020	DIN 6537 L								
3.20	.126	10.1	.398	3	6	460.1-0320-010A0-XM	6.0	.236	62	2.441	61.5	2.421	20	.787	0.5	.020	DIN 6537 K								
3.20	.126	16.5	.650	5	6	460.1-0320-016A0-XM	6.0	.236	66	2.598	65.5	2.579	28	1.102	0.5	.020	DIN 6537 L								
3.30	.130	10.4	.409	3	6	460.1-0330-010A0-XM	6.0	.236	62	2.441	61.5	2.421	20	.787	0.5	.020	DIN 6537 K								
3.30	.130	17.0	.669	5	6	460.1-0330-017A0-XM	6.0	.236	66	2.598	65.5	2.579	28	1.102	0.5	.020	DIN 6537 L								
3.40	.134	10.7	.421	3	6	460.1-0340-010A0-XM	6.0	.236	62	2.441	61.5	2.421	20	.787	0.5	.020	DIN 6537 K								
3.40	.134	17.5	.689	5	6	460.1-0340-017A0-XM	6.0	.236	66	2.598	65.5	2.579	28	1.102	0.5	.020	DIN 6537 L								
3.50	.138	11.0	.433	3	6	460.1-0350-011A0-XM	6.0	.236	62	2.441	61.5	2.421	20	.787	0.5	.020	DIN 6537 K								
3.50	.138	18.0	.709	5	6	460.1-0350-018A0-XM	6.0	.236	66	2.598	65.5	2.579	28	1.102	0.5	.020	DIN 6537 L								
3.57	.141	11.2	.441	3	6	460.1-0357-011A0-XM	6.0	.236	62	2.441	61.5	2.421	20	.787	0.5	.020	DIN 6537 K								
3.60	.142	11.3	.445	3	6	460.1-0360-011A0-XM	6.0	.236	62	2.441	61.5	2.421	20	.787	0.5	.020	DIN 6537 K								
3.70	.146	11.6	.457	3	6	460.1-0370-011A0-XM	6.0	.236	62	2.441	61.5	2.421	20	.787	0.5	.020	DIN 6537 K								
3.70	.146	19.0	.748	5	6	460.1-0370-019A0-XM	6.0	.236	66	2.598	65.5	2.579	28	1.102	0.5	.020	DIN 6537 L								
3.80	.150	11.9	.469	3	6	460.1-0380-011A0-XM	6.0	.236	66	2.598	65.5	2.579	24	.945	0.5	.020	DIN 6537 K								
3.80	.150	19.5	.768	5	6	460.1-0380-019A0-XM	6.0	.236	74	2.913	73.5	2.894	36	1.417	0.5	.020	DIN 6537 L								
3.90	.154	12.3	.484	3	6	460.1-0390-012A0-XM	6.0	.236	66	2.598	65.4	2.575	24	.945	0.6	.024	DIN 6537 K								
3.97	.156	12.5	.492	3	6	460.1-0397-012A0-XM	6.0	.236	66	2.598	65.4	2.575	24	.945	0.6	.024	DIN 6537 K								
3.97	.156	20.4	.803	5	6	460.1-0397-020A0-XM	6.0	.236	74	2.913	73.4	2.890	36	1.417	0.6	.024	DIN 6537 L								
4.00	.157	12.6	.496	3	6	460.1-0400-012A0-XM	6.0	.236	66	2.598	65.4	2.575	24	.945	0.6	.024	DIN 6537 K								
4.00	.157	20.6	.811	5	6	460.1-0400-020A0-XM	6.0	.236	74	2.913	73.4	2.890	36	1.417	0.6	.024	DIN 6537 L								
4.10	.161	12.9	.508	3	6	460.1-0410-012A0-XM	6.0	.236	66	2.598	65.4	2.575	24	.945	0.6	.024	DIN 6537 K								
4.10	.161	21.1	.831	5	6	460.1-0410-021A0-XM	6.0	.236	74	2.913	73.4	2.890	36	1.417	0.6	.024	DIN 6537 L								
4.20	.165	13.2	.520	3	6	460.1-0420-013A0-XM	6.0	.236	66	2.598	65.4	2.575	24	.945	0.6	.024	DIN 6537 K								
4.20	.165	21.6	.850	5	6	460.1-0420-021A0-XM	6.0	.236	74	2.913	73.4	2.890	36	1.417	0.6	.024	DIN 6537 L								
4.30	.169	13.5	.531	3	6	460.1-0430-013A0-XM	6.0	.236	66	2.598	65.4	2.575	24	.945	0.6	.024	DIN 6537 K								
4.30	.169	22.1	.870	5	6	460.1-0430-022A0-XM	6.0	.236	74	2.913	73.4	2.890	36	1.417	0.6	.024	DIN 6537 L								
4.37	.172	13.7	.539	3	6	460.1-0437-013A0-XM	6.0	.236	66	2.598	65.4	2.575	24	.945	0.6	.024	DIN 6537 K								
4.37	.172	22.5	.886	5	6	460.1-0437-022A0-XM	6.0	.236	74	2.913	73.4	2.890	36	1.417	0.6	.024	DIN 6537 L								
4.40	.173	13.8	.543	3	6	460.1-0440-013A0-XM	6.0	.236	66	2.598	65.4	2.575	24	.945	0.6	.024	DIN 6537 K								
4.40	.173	22.6	.890	5	6	460.1-0440-022A0-XM	6.0	.236	74	2.913	73.4	2.890	36	1.417	0.6	.024	DIN 6537 L								
4.50	.177	14.2	.559	3	6	460.1-0450-014A0-XM	6.0	.236	66	2.598	65.3	2.571	24	.945	0.7	.028	DIN 6537 K								
4.50	.177	23.2	.913	5	6	460.1-0450-023A0-XM	6.0	.236	74	2.913	73.3	2.886	36	1.417	0.7	.028	DIN 6537 L								
4.60	.181	14.5	.571	3	6	460.1-0460-014A0-XM	6.0	.236	66	2.598	65.3	2.571	24	.945	0.7	.028	DIN 6537 K								
4.60	.181	23.7	.933	5	6	460.1-0460-023A0-XM	6.0	.236	74	2.913	73.3	2.886	36	1.417	0.7	.028	DIN 6537 L								
4.70	.185	14.6	.575	3	6	460.1-0470-014A0-XM	6.0	.236	66	2.598	65.3	2.571	24	.945	0.7	.028	DIN 6537 K								
4.70	.185	24.2	.953	5	6	460.1-0470-024A0-XM	6.0	.236	74	2.913	73.3	2.886	36	1.417	0.7	.028	DIN 6537 L								
4.76	.187	15.0	.591	3	6	460.1-0476-014A0-XM	6.0	.236	66	2.598	65.3	2.571	28	1.102	0.7	.028	DIN 6537 K								
4.76	.187	24.5	.965	5	6	460.1-0476-024A0-XM	6.0	.236	82	3.228	81.3	3.201	44	1.732	0.7	.028	DIN 6537 L								
4.80	.189	15.1	.594	3	6	460.1-0480-014A0-XM	6.0	.236	66	2.598	65.3	2.571	28	1.102	0.7	.028	DIN 6537 K								
4.80	.189	24.7	.972	5	6	460.1-0480-024A0-XM	6.0	.236	82	3.228	81.3	3.201	44	1.732	0.7	.028	DIN 6537 L								
4.90	.193	15.4	.606	3	6	460.1-0490-015A0-XM	6.0	.236	66	2.598	65.3	2.571	28	1.102	0.7	.028	DIN 6537 K								
4.90	.193	25.2	.992	5	6	460.1-0490-025A0-XM	6.0	.236	82	3.228	81.3	3.201	44	1.732	0.7	.028	DIN 6537 L								
5.00	.197	15.7	.618	3	6	460.1-0500-015A0-XM	6.0	.236	66	2.598	65.3	2.571	28	1.102	0.7	.028	DIN 6537 K								
5.00	.197	25.7	1.012	5	6	460.1-0500-025A0-XM	6.0	.236	82	3.228	81.3	3.201	44	1.732	0.7	.028	DIN 6537 L								
5.10	.201	16.0	.630	3	6	460.1-0510-015A0-XM	6.0	.236	66	2.598	65.3	2.571	28	1.102	0.7	.028	DIN 6537 K								
5.10	.201	26.2	1.032	5	6	460.1-0510-026A0-XM	6.0	.236	82	3.228	81.3	3.201	44	1.732	0.7	.028	DIN 6537 L								

Dados de corte: www.sandvik.coromant.com



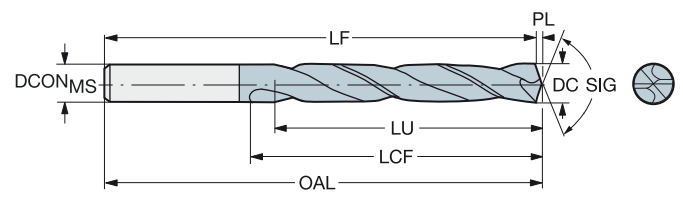
Broca CoroDrill® 460 inteiriça de metal duro

Para múltiplos materiais

Refrigeração externa



TCHA SIG H9 140°



DC	DC*	LU	LU*	ULDR	CZC _{MS}	Código para pedido	GC34	GC34	GC34	GC34	GC34	Dimensões, mm, pol.										
												DC _{CONMS}	DC _{CONMS} *	OAL	OAL*	LF	LF*	LCF	LCF*	PL	PL*	BSG
												P	M	K	N	S	H					
5.16	.203	16.2	.638	3	6	460.1-0516-016A0-XM	☆	☆	☆	☆	☆	6.0	.236	66	2.598	65.2	2.567	28	1.102	0.8	.031	DIN 6537 K
5.16	.203	26.5	1.043	5	6	460.1-0516-026A0-XM	☆	☆	☆	☆	☆	6.0	.236	82	3.228	81.2	3.197	44	1.732	0.8	.031	DIN 6537 L
5.20	.205	16.4	.646	3	6	460.1-0520-016A0-XM	☆	☆	☆	☆	☆	6.0	.236	66	2.598	65.2	2.567	28	1.102	0.8	.031	DIN 6537 K
5.20	.205	26.8	1.055	5	6	460.1-0520-026A0-XM	☆	☆	☆	☆	☆	6.0	.236	82	3.228	81.2	3.197	44	1.732	0.8	.031	DIN 6537 L
5.50	.217	17.3	.681	3	6	460.1-0550-017A0-XM	☆	☆	☆	☆	☆	6.0	.236	66	2.598	65.2	2.567	28	1.102	0.8	.031	DIN 6537 K
5.50	.217	28.3	1.114	5	6	460.1-0550-028A0-XM	☆	☆	☆	☆	☆	6.0	.236	82	3.228	81.2	3.197	44	1.732	0.8	.031	DIN 6537 L
5.56	.219	17.5	.689	3	6	460.1-0556-017A0-XM	☆	☆	☆	☆	☆	6.0	.236	66	2.598	65.2	2.567	28	1.102	0.8	.031	DIN 6537 K
5.56	.219	28.6	1.126	5	6	460.1-0556-028A0-XM	☆	☆	☆	☆	☆	6.0	.236	82	3.228	81.2	3.197	44	1.732	0.8	.031	DIN 6537 L
5.60	.220	17.6	.693	3	6	460.1-0560-017A0-XM	☆	☆	☆	☆	☆	6.0	.236	66	2.598	65.2	2.567	28	1.102	0.8	.031	DIN 6537 K
5.60	.220	28.8	1.134	5	6	460.1-0560-028A0-XM	☆	☆	☆	☆	☆	6.0	.236	82	3.228	81.2	3.197	44	1.732	0.8	.031	DIN 6537 L
5.80	.228	17.6	.693	3	6	460.1-0580-017A0-XM	☆	☆	☆	☆	☆	6.0	.236	66	2.598	65.1	2.563	28	1.102	0.9	.035	DIN 6537 K
5.80	.228	29.9	1.177	5	6	460.1-0580-029A0-XM	☆	☆	☆	☆	☆	6.0	.236	82	3.228	81.1	3.193	44	1.732	0.9	.035	DIN 6537 L
5.95	.234	17.3	.681	2	6	460.1-0595-018A0-XM	☆	☆	☆	☆	☆	6.0	.236	66	2.598	65.1	2.563	28	1.102	0.9	.035	DIN 6537 K
5.95	.234	30.6	1.205	5	6	460.1-0595-030A0-XM	☆	☆	☆	☆	☆	6.0	.236	82	3.228	81.1	3.193	44	1.732	0.9	.035	DIN 6537 L
6.00	.236	18.9	.744	3	6	460.1-0600-018A0-XM	☆	☆	☆	☆	☆	6.0	.236	66	2.598	65.1	2.563	28	1.102	0.9	.035	DIN 6537 K
6.00	.236	30.9	1.217	5	6	460.1-0600-030A0-XM	☆	☆	☆	☆	☆	6.0	.236	82	3.228	81.1	3.193	44	1.732	0.9	.035	DIN 6537 L
6.10	.240	19.2	.756	3	8	460.1-0610-018A0-XM	☆	☆	☆	☆	☆	8.0	.315	79	3.110	78.1	3.075	34	1.339	0.9	.035	DIN 6537 K
6.10	.240	31.4	1.236	5	8	460.1-0610-031A0-XM	☆	☆	☆	☆	☆	8.0	.315	91	3.583	90.1	3.547	53	2.087	0.9	.035	DIN 6537 L
6.20	.244	19.5	.768	3	8	460.1-0620-019A0-XM	☆	☆	☆	☆	☆	8.0	.315	79	3.110	78.1	3.075	34	1.339	0.9	.035	DIN 6537 K
6.20	.244	31.9	1.256	5	8	460.1-0620-031A0-XM	☆	☆	☆	☆	☆	8.0	.315	91	3.583	90.1	3.547	53	2.087	0.9	.035	DIN 6537 L
6.30	.248	19.8	.780	3	8	460.1-0630-019A0-XM	☆	☆	☆	☆	☆	8.0	.315	79	3.110	78.1	3.075	34	1.339	0.9	.035	DIN 6537 K
6.35	.250	20.0	.787	3	8	460.1-0635-019A0-XM	☆	☆	☆	☆	☆	8.0	.315	79	3.110	78.1	3.075	34	1.339	0.9	.035	DIN 6537 K
6.35	.250	32.7	1.287	5	8	460.1-0635-032A0-XM	☆	☆	☆	☆	☆	8.0	.315	91	3.583	90.1	3.547	53	2.087	0.9	.035	DIN 6537 L
6.40	.252	20.1	.791	3	8	460.1-0640-019A0-XM	☆	☆	☆	☆	☆	8.0	.315	79	3.110	78.1	3.075	34	1.339	0.9	.035	DIN 6537 K
6.50	.256	20.5	.807	3	8	460.1-0650-020A0-XM	☆	☆	☆	☆	☆	8.0	.315	79	3.110	78.0	3.071	34	1.339	1.0	.039	DIN 6537 K
6.50	.256	33.5	1.319	5	8	460.1-0650-033A0-XM	☆	☆	☆	☆	☆	8.0	.315	91	3.583	90.0	3.543	53	2.087	1.0	.039	DIN 6537 L
6.60	.260	20.8	.819	3	8	460.1-0660-020A0-XM	☆	☆	☆	☆	☆	8.0	.315	79	3.110	78.0	3.071	34	1.339	1.0	.039	DIN 6537 K
6.60	.260	34.0	1.339	5	8	460.1-0660-033A0-XM	☆	☆	☆	☆	☆	8.0	.315	91	3.583	90.0	3.543	53	2.087	1.0	.039	DIN 6537 L
6.70	.264	21.1	.831	3	8	460.1-0670-020A0-XM	☆	☆	☆	☆	☆	8.0	.315	79	3.110	78.0	3.071	34	1.339	1.0	.039	DIN 6537 K
6.70	.264	34.5	1.358	5	8	460.1-0670-034A0-XM	☆	☆	☆	☆	☆	8.0	.315	91	3.583	90.0	3.543	53	2.087	1.0	.039	DIN 6537 L
6.75	.266	21.2	.835	3	8	460.1-0675-020A0-XM	☆	☆	☆	☆	☆	8.0	.315	79	3.110	78.0	3.071	34	1.339	1.0	.039	DIN 6537 K
6.75	.266	34.7	1.366	5	8	460.1-0675-034A0-XM	☆	☆	☆	☆	☆	8.0	.315	91	3.583	90.0	3.543	53	2.087	1.0	.039	DIN 6537 L
6.80	.268	21.4	.843	3	8	460.1-0680-020A0-XM	☆	☆	☆	☆	☆	8.0	.315	79	3.110	78.0	3.071	34	1.339	1.0	.039	DIN 6537 K
6.80	.268	35.0	1.378	5	8	460.1-0680-034A0-XM	☆	☆	☆	☆	☆	8.0	.315	91	3.583	90.0	3.543	53	2.087	1.0	.039	DIN 6537 L
6.90	.272	21.7	.854	3	8	460.1-0690-021A0-XM	☆	☆	☆	☆	☆	8.0	.315	79	3.110	78.0	3.071	34	1.339	1.0	.039	DIN 6537 K
6.90	.272	35.5	1.398	5	8	460.1-0690-035A0-XM	☆	☆	☆	☆	☆	8.0	.315	91	3.583	90.0	3.543	53	2.087	1.0	.039	DIN 6537 L
7.00	.276	22.0	.866	3	8	460.1-0700-021A0-XM	☆	☆	☆	☆	☆	8.0	.315	79	3.110	78.0	3.071	34	1.339	1.0	.039	DIN 6537 K
7.00	.276	36.0	1.417	5	8	460.1-0700-035A0-XM	☆	☆	☆	☆	☆	8.0	.315	91	3.583	90.0	3.543	53	2.087	1.0	.039	DIN 6537 L
7.10	.280	22.3	.878	3	8	460.1-0710-021A0-XM	☆	☆	☆	☆	☆	8.0	.315	79	3.110	78.0	3.071	41	1.614	1.0	.043	DIN 6537 K
7.14	.281	22.5	.886	3	8	460.1-0714-021A0-XM	☆	☆	☆	☆	☆	8.0	.315	79	3.110	77.9	3.067	41	1.614	1.1	.043	DIN 6537 K
7.14	.281	36.8	1.449	5	8	460.1-0714-036A0-XM	☆	☆	☆	☆	☆	8.0	.315	91	3.583	89.9	3.539	53	2.087	1.1	.043	DIN 6537 L
7.30	.287	23.0	.906	3	8	460.1-0730-022A0-XM	☆	☆	☆	☆	☆	8.0	.315	79	3.110	77.9	3.067	41	1.614	1.1	.043	DIN 6537 K
7.30	.287	37.6	1.480	5	8	460.1-0730-037A0-XM	☆	☆	☆	☆	☆	8.0	.315	91	3.583	89.9	3.539	53	2.087	1.1	.043	DIN 6537 L
7.40	.291	23.3	.917	3	8	460.1-0740-022A0-XM	☆	☆	☆	☆	☆	8.0	.315	79	3.110	77.9	3.067	41	1.614	1.1	.043	DIN 6537 K
7.40	.291	38.1	1.500	5	8	460.1-0740-037A0-XM	☆	☆	☆	☆	☆	8.0	.315	91	3.583	89.9	3.539	53	2.087	1.1	.043	DIN 6537 L
7.50	.295	23.6	.929	3	8	460.1-0750-023A0-XM	☆	☆	☆	☆	☆	8.0	.315	79	3.110	77.9	3.067	41	1.614	1.1	.043	DIN 6537 K
7.50	.295	38.6	1.520	5	8	460.1-0750-038A0-XM	☆	☆	☆	☆	☆	8.0	.315	91	3.583	89.9	3.539	53	2.087	1.1	.043	DIN 6537 L
7.54	.297	23.7	.933	3	8	460.1-0754-023A0-XM	☆	☆	☆	☆	☆	8.0	.315	79	3.110	77.9	3.067	41	1.614	1.1	.043	DIN 6537 K
7.54	.297	38.8	1.528	5	8	460.1-0754-038A0-XM	☆	☆	☆	☆	☆	8.0	.315	91	3.583	89.9	3.539	53	2.087	1.1	.043	DIN 6537 L
7.70	.303	24.2	.953	3	8	460.1-0770-023A0-XM	☆	☆	☆	☆	☆	8.0	.315	79	3.110	77.8	3.067	41	1.614	1.1	.043	DIN 6537 K
7.80	.307	24.6	.969	3	8	460.1-0780-023A0-XM	☆	☆	☆	☆	☆	8.0	.315	79	3.110	77.8	3.063	41	1.614	1.2	.047	DIN 6537 K
7.80	.307	40.2	1.583	5	8	460.1-0780-039A0-XM	☆	☆	☆	☆	☆	8.0	.315	91	3.583	89.8	3.535	53	2.087	1.2	.047	DIN 6537 L

Dados de corte: www.sandvik.coromant.com



Broca CoroDrill® 460 inteiriça de metal duro

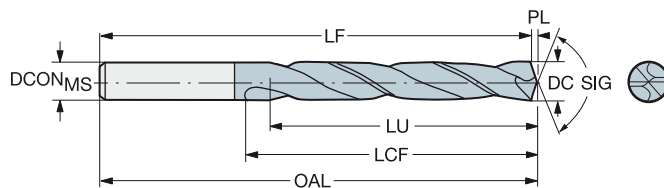
Para múltiplos materiais

Refrigeração externa



TCHA
SIG

H9
140°



							P	M	K	N	S	H	Dimensões, mm, pol.											
							GC34	GC34	GC34	GC34	GC34	GC34		DCON _{MS}	DCON _{MS} *	OAL	OAL*	LF	LF*	LCF	LCF*	PL	PL*	BSG
14.50	.571	45.7	1.799	3	16	460.1-1450-044A0-XM	☆	☆	☆	☆	☆	☆	16.0	.630	115	4.528	112.8	4.441	65	2.559	2.2	.087	DIN 6537 K	
14.50	.571	68.5	2.697	4	16	460.1-1450-073A0-XM	☆	☆	☆	☆	☆	☆	16.0	.630	133	5.236	130.8	5.150	83	3.268	2.2	.087	DIN 6537 L	
14.68	.578	46.2	1.819	3	16	460.1-1468-044A0-XM	☆	☆	☆	☆	☆	☆	16.0	.630	115	4.528	112.8	4.441	65	2.559	2.2	.087	DIN 6537 K	
14.80	.583	46.6	1.835	3	16	460.1-1480-044A0-XM	☆	☆	☆	☆	☆	☆	16.0	.630	115	4.528	112.8	4.441	65	2.559	2.2	.087	DIN 6537 K	
15.00	.591	47.2	1.858	3	16	460.1-1500-045A0-XM	☆	☆	☆	☆	☆	☆	16.0	.630	115	4.528	112.8	4.441	65	2.559	2.2	.087	DIN 6537 K	
15.00	.591	68.0	2.677	4	16	460.1-1500-068A0-XM	☆	☆	☆	☆	☆	☆	16.0	.630	133	5.236	130.8	5.150	83	3.268	2.2	.087	DIN 6537 L	
15.10	.594	47.6	1.874	3	16	460.1-1510-045A0-XM	☆	☆	☆	☆	☆	☆	16.0	.630	115	4.528	112.7	4.437	65	2.559	2.3	.091	DIN 6537 K	
15.50	.610	48.8	1.921	3	16	460.1-1550-047A0-XM	☆	☆	☆	☆	☆	☆	16.0	.630	115	4.528	112.7	4.437	65	2.559	2.3	.091	DIN 6537 K	
15.50	.610	67.5	2.657	4	16	460.1-1550-070A0-XM	☆	☆	☆	☆	☆	☆	16.0	.630	133	5.236	130.7	5.146	83	3.268	2.3	.091	DIN 6537 L	
15.80	.622	49.2	1.937	3	16	460.1-1580-047A0-XM	☆	☆	☆	☆	☆	☆	16.0	.630	115	4.528	112.6	4.433	65	2.559	2.4	.094	DIN 6537 K	
15.80	.622	67.2	2.646	4	16	460.1-1580-071A0-XM	☆	☆	☆	☆	☆	☆	16.0	.630	133	5.236	130.6	5.142	83	3.268	2.4	.094	DIN 6537 L	
15.88	.625	49.1	1.933	3	16	460.1-1588-047A0-XM	☆	☆	☆	☆	☆	☆	16.0	.630	115	4.528	112.6	4.433	65	2.559	2.4	.094	DIN 6537 K	
16.00	.630	49.0	1.929	3	16	460.1-1600-048A0-XM	☆	☆	☆	☆	☆	☆	16.0	.630	115	4.528	112.6	4.433	65	2.559	2.4	.094	DIN 6537 K	
16.00	.630	67.0	2.638	4	16	460.1-1600-072A0-XM	☆	☆	☆	☆	☆	☆	16.0	.630	133	5.236	130.6	5.142	83	3.268	2.4	.094	DIN 6537 L	
16.27	.641	51.2	2.016	3	18	460.1-1627-049A0-XM	☆	☆	☆	☆	☆	☆	18.0	.709	123	4.843	120.6	4.748	73	2.874	2.4	.094	DIN 6537 K	
16.50	.650	52.0	2.047	3	18	460.1-1650-050A0-XM	☆	☆	☆	☆	☆	☆	18.0	.709	123	4.843	120.5	4.744	73	2.874	2.5	.098	DIN 6537 K	
16.50	.650	76.5	3.012	4	18	460.1-1650-074A0-XM	☆	☆	☆	☆	☆	☆	18.0	.709	143	5.630	140.5	5.532	93	3.661	2.5	.098	DIN 6537 L	
16.67	.656	52.5	2.067	3	18	460.1-1667-050A0-XM	☆	☆	☆	☆	☆	☆	18.0	.709	123	4.843	120.5	4.744	73	2.874	2.5	.098	DIN 6537 K	
16.67	.656	76.3	3.004	4	18	460.1-1667-075A0-XM	☆	☆	☆	☆	☆	☆	18.0	.709	143	5.630	140.5	5.532	93	3.661	2.5	.098	DIN 6537 L	
17.00	.669	53.5	2.106	3	18	460.1-1700-051A0-XM	☆	☆	☆	☆	☆	☆	18.0	.709	123	4.843	120.5	4.744	73	2.874	2.5	.098	DIN 6537 K	
17.00	.669	76.0	2.992	4	18	460.1-1700-077A0-XM	☆	☆	☆	☆	☆	☆	18.0	.709	143	5.630	140.5	5.532	93	3.661	2.5	.098	DIN 6537 L	
17.07	.672	53.7	2.114	3	18	460.1-1707-051A0-XM	☆	☆	☆	☆	☆	☆	18.0	.709	123	4.843	120.5	4.744	73	2.874	2.5	.098	DIN 6537 K	
17.46	.687	75.5	2.972	4	18	460.1-1746-079A0-XM	☆	☆	☆	☆	☆	☆	18.0	.709	143	5.630	140.4	5.528	93	3.661	2.6	.102	DIN 6537 L	
17.50	.689	55.1	2.169	3	18	460.1-1750-053A0-XM	☆	☆	☆	☆	☆	☆	18.0	.709	123	4.843	120.4	4.740	73	2.874	2.6	.102	DIN 6537 K	
17.50	.689	75.5	2.972	4	18	460.1-1750-079A0-XM	☆	☆	☆	☆	☆	☆	18.0	.709	143	5.630	140.4	5.528	93	3.661	2.6	.102	DIN 6537 L	
17.80	.701	55.2	2.173	3	18	460.1-1780-053A0-XM	☆	☆	☆	☆	☆	☆	18.0	.709	123	4.843	120.3	4.736	73	2.874	2.7	.106	DIN 6537 K	
18.00	.709	56.7	2.232	3	18	460.1-1800-054A0-XM	☆	☆	☆	☆	☆	☆	18.0	.709	123	4.843	120.3	4.736	73	2.874	2.7	.106	DIN 6537 K	
18.00	.709	78.6	3.094	4	18	460.1-1800-081A0-XM	☆	☆	☆	☆	☆	☆	18.0	.709	143	5.630	140.3	5.524	93	3.661	2.7	.106	DIN 6537 L	
18.50	.728	58.3	2.295	3	20	460.1-1850-056A0-XM	☆	☆	☆	☆	☆	☆	20.0	.787	131	5.157	128.2	5.047	79	3.110	2.8	.110	DIN 6537 K	
19.00	.748	59.8	2.354	3	20	460.1-1900-057A0-XM	☆	☆	☆	☆	☆	☆	20.0	.787	131	5.157	128.2	5.047	79	3.110	2.8	.110	DIN 6537 K	
19.00	.748	85.8	3.378	4	20	460.1-1900-086A0-XM	☆	☆	☆	☆	☆	☆	20.0	.787	153	6.024	150.2	5.913	101	3.976	2.8	.110	DIN 6537 L	
19.50	.768	61.4	2.417	3	20	460.1-1950-059A0-XM	☆	☆	☆	☆	☆	☆	20.0	.787	131	5.157	128.1	5.043	79	3.110	2.9	.114	DIN 6537 K	
19.50	.768	85.4	3.362	4	20	460.1-1950-088A0-XM	☆	☆	☆	☆	☆	☆	20.0	.787	153	6.024	150.1	5.909	101	3.976	2.9	.114	DIN 6537 L	
19.80	.780	85.2	3.354	4	20	460.1-1980-089A0-XM	☆	☆	☆	☆	☆	☆	20.0	.787	153	6.024	150.0	5.906	101	3.976	3.0	.118	DIN 6537 L	
20.00	.787	63.0	2.480	3	20	460.1-2000-060A0-XM	☆	☆	☆	☆	☆	☆	20.0	.787	131	5.157	128.0	5.039	79	3.110	3.0	.118	DIN 6537 K	
20.00	.787	85.0	3.346	4	20	460.1-2000-090A0-XM	☆	☆	☆	☆	☆	☆	20.0	.787	153	6.024	150.0	5.906	101	3.976	3.0	.118	DIN 6537 L	

Dados de corte: www.sandvik.coromant.com



CoroDrill® 860-GM

Brocas de alto desempenho para vários materiais

Aplicação

- Para uma ampla gama de materiais em todos os segmentos da indústria, p. ex. usinagem geral, moldes e matrizes, automotivo, energia e geração de energia
- Refrigeração externa e interna




Área de aplicação ISO:



Características e benefícios

- Canais polidos para escoamento de cavacos eficiente
- Alta produtividade e vida útil da ferramenta consistente
- Valor excepcional sem comprometer a qualidade
- Excelente qualidade do furo
- Alta taxa de penetração
- Baixas forças de cortes



www.sandvik.coromant.com/corodrigill860

Recomendações

É recomendado o uso de mandris de precisão hidráulicos.
Recomenda-se uso de refrigeração interna, pressão mínima recomendada de 20 bars

Para mandris, veja o catálogo de ferramentas rotativas.



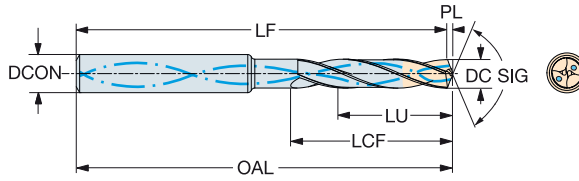
E14

Broca CoroDrill® 860 inteiriça de metal duro

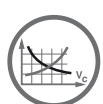
Para múltiplos materiais

Refrigeração interna

TCHA H9
SIG 140°



DC	DC*	LU	LU*	ULDR	CZC _{MS}	Código para pedido	Dimensões, mm, pol.					DCON _{MS}	DCON _{MS} *	OAL	OAL*	LF	LF*	LCF	LCF*	PL	PL*	
							P	M	K	N	S											H
							X/TBM	X/TBM	X/TBM	X/TBM	X/TBM											X/TBM
3.00	.118	9.5	.374	3	6	860.1-0300-009A1-GM	*	*	*	*	*	*	6.0	.236	62	2.441	61.5	2.421	20	.787	0.5	.020
3.00	.118	15.5	.610	5	6	860.1-0300-015A1-GM	*	*	*	*	*	*	6.0	.236	66	2.598	65.5	2.579	28	1.102	0.5	.020
3.00	.118	24.5	.965	8	6	860.1-0300-024A1-GM	*	*	*	*	*	*	6.0	.236	79	3.110	78.6	3.094	37	1.457	0.4	.016
3.10	.122	9.9	.390	3	6	860.1-0310-009A1-GM	*	*	*	*	*	*	6.0	.236	62	2.441	61.5	2.421	20	.787	0.5	.020
3.10	.122	16.1	.634	5	6	860.1-0310-016A1-GM	*	*	*	*	*	*	6.0	.236	66	2.598	65.5	2.579	28	1.102	0.5	.020
3.10	.122	25.4	1.000	8	6	860.1-0310-025A1-GM	*	*	*	*	*	*	6.0	.236	79	3.110	78.6	3.094	37	1.457	0.4	.016
3.17	.125	10.1	.398	3	6	860.1-0317-010A1-GM	*	*	*	*	*	*	6.0	.236	62	2.441	61.5	2.421	20	.787	0.5	.020
3.17	.125	16.4	.646	5	6	860.1-0317-016A1-GM	*	*	*	*	*	*	6.0	.236	66	2.598	65.5	2.579	28	1.102	0.5	.020
3.18	.125	26.0	1.024	8	6	860.1-0318-026A1-GM	*	*	*	*	*	*	6.0	.236	79	3.110	78.5	3.091	37	1.457	0.5	.020
3.20	.126	10.2	.402	3	6	860.1-0320-010A1-GM	*	*	*	*	*	*	6.0	.236	62	2.441	61.5	2.421	20	.787	0.5	.020
3.20	.126	16.6	.654	5	6	860.1-0320-016A1-GM	*	*	*	*	*	*	6.0	.236	66	2.598	65.5	2.579	28	1.102	0.5	.020
3.20	.126	26.2	1.032	8	6	860.1-0320-026A1-GM	*	*	*	*	*	*	6.0	.236	79	3.110	78.5	3.091	37	1.457	0.5	.020
3.30	.130	10.5	.413	3	6	860.1-0330-010A1-GM	*	*	*	*	*	*	6.0	.236	62	2.441	61.4	2.417	20	.787	0.6	.024
3.30	.130	17.1	.673	5	6	860.1-0330-017A1-GM	*	*	*	*	*	*	6.0	.236	66	2.598	65.4	2.575	28	1.102	0.6	.024
3.30	.130	27.0	1.063	8	6	860.1-0330-027A1-GM	*	*	*	*	*	*	6.0	.236	79	3.110	78.5	3.091	37	1.457	0.5	.020
3.40	.134	10.8	.425	3	6	860.1-0340-010A1-GM	*	*	*	*	*	*	6.0	.236	62	2.441	61.4	2.417	20	.787	0.6	.024
3.40	.134	17.6	.693	5	6	860.1-0340-017A1-GM	*	*	*	*	*	*	6.0	.236	66	2.598	65.4	2.575	28	1.102	0.6	.024
3.40	.134	27.1	1.094	8	6	860.1-0340-027A1-GM	*	*	*	*	*	*	6.0	.236	79	3.110	78.5	3.091	37	1.457	0.5	.020
3.45	.136	11.0	.433	3	6	860.1-0345-010A1-GM	*	*	*	*	*	*	6.0	.236	62	2.441	61.4	2.417	20	.787	0.6	.024
3.45	.136	17.9	.705	5	6	860.1-0345-017A1-GM	*	*	*	*	*	*	6.0	.236	66	2.598	65.4	2.575	28	1.102	0.6	.024
3.50	.138	11.1	.437	3	6	860.1-0350-011A1-GM	*	*	*	*	*	*	6.0	.236	62	2.441	61.4	2.417	20	.787	0.6	.024
3.50	.138	18.1	.713	5	6	860.1-0350-018A1-GM	*	*	*	*	*	*	6.0	.236	66	2.598	65.4	2.575	28	1.102	0.6	.024
3.50	.138	28.6	1.126	8	6	860.1-0350-028A1-GM	*	*	*	*	*	*	6.0	.236	79	3.110	78.5	3.091	37	1.457	0.5	.020
3.57	.141	11.4	.449	3	6	860.1-0357-011A1-GM	*	*	*	*	*	*	6.0	.236	62	2.441	61.4	2.417	20	.787	0.6	.024
3.57	.141	18.5	.728	5	6	860.1-0357-018A1-GM	*	*	*	*	*	*	6.0	.236	66	2.598	65.4	2.575	28	1.102	0.6	.024
3.57	.141	28.9	1.138	8	6	860.1-0357-028A1-GM	*	*	*	*	*	*	6.0	.236	79	3.110	78.5	3.091	37	1.457	0.5	.020
3.60	.142	11.5	.453	3	6	860.1-0360-011A1-GM	*	*	*	*	*	*	6.0	.236	62	2.441	61.4	2.417	20	.787	0.6	.024
3.60	.142	18.7	.736	5	6	860.1-0360-018A1-GM	*	*	*	*	*	*	6.0	.236	66	2.598	65.4	2.575	28	1.102	0.6	.024
3.70	.146	11.8	.465	3	6	860.1-0370-011A1-GM	*	*	*	*	*	*	6.0	.236	62	2.441	61.4	2.417	20	.787	0.6	.024
3.70	.146	19.2	.756	5	6	860.1-0370-019A1-GM	*	*	*	*	*	*	6.0	.236	66	2.598	65.4	2.575	28	1.102	0.6	.024
3.70	.146	28.8	1.134	7	6	860.1-0370-028A1-GM	*	*	*	*	*	*	6.0	.236	79	3.110	78.5	3.091	37	1.457	0.5	.020
3.80	.150	12.1	.476	3	6	860.1-0380-012A1-GM	*	*	*	*	*	*	6.0	.236	66	2.598	65.4	2.575	24	.945	0.6	.024
3.80	.150	19.7	.776	5	6	860.1-0380-019A1-GM	*	*	*	*	*	*	6.0	.236	74	2.913	73.4	2.890	36	1.417	0.6	.024
3.80	.150	31.1	1.224	8	6	860.1-0380-031A1-GM	*	*	*	*	*	*	6.0	.236	90	3.543	89.5	3.524	48	1.890	0.5	.020
3.90	.154	12.4	.488	3	6	860.1-0390-012A1-GM	*	*	*	*	*	*	6.0	.236	66	2.598	65.3	2.571	24	.945	0.7	.028
3.90	.154	20.2	.795	5	6	860.1-0390-020A1-GM	*	*	*	*	*	*	6.0	.236	74	2.913	73.3	2.886	36	1.417	0.7	.028
3.97	.156	20.6	.811	5	6	860.1-0397-020A1-GM	*	*	*	*	*	*	6.0	.236	74	2.913	73.3	2.886	36	1.417	0.7	.028
3.97	.156	32.5	1.280	8	6	860.1-0397-032A1-GM	*	*	*	*	*	*	6.0	.236	90	3.543	89.4	3.520	48	1.890	0.6	.024
4.00	.157	12.7	.500	3	6	860.1-0400-012A1-GM	*	*	*	*	*	*	6.0	.236	66	2.598	65.3	2.571	24	.945	0.7	.028
4.00	.157	20.7	.815	5	6	860.1-0400-020A1-GM	*	*	*	*	*	*	6.0	.236	74	2.913	73.3	2.886	36	1.417	0.7	.028
4.00	.157	32.7	1.287	8	6	860.1-0400-032A1-GM	*	*	*	*	*	*	6.0	.236	90	3.543	89.4	3.520	48	1.890	0.6	.024
4.10	.161	13.0	.512	3	6	860.1-0410-013A1-GM	*	*	*	*	*	*	6.0	.236	66	2.598	65.3	2.571	24	.945	0.7	.028
4.10	.161	21.2	.835	5	6	860.1-0410-021A1-GM	*	*	*	*	*	*	6.0	.236	74	2.913	73.3	2.886	36	1.417	0.7	.028
4.10	.161	33.5	1.319	8	6	860.1-0410-033A1-GM	*	*	*	*	*	*	6.0	.236	90	3.543	89.4	3.520	48	1.890	0.6	.024
4.20	.165	13.4	.528	3	6	860.1-0420-013A1-GM	*	*	*	*	*	*	6.0	.236	66	2.598	65.3	2.571	24	.945	0.7	.028
4.20	.165	21.8	.858	5	6	860.1-0420-021A1-GM	*	*	*	*	*	*	6.0	.236	74	2.913	73.3	2.886	36	1.417	0.7	.028
4.20	.165	34.4	1.354	8	6	860.1-0420-034A1-GM	*	*	*	*	*	*	6.0	.236	90	3.543	89.4	3.520	48	1.890	0.6	.024
4.30	.169	13.7	.539	3	6	860.1-0430-013A1-GM	*	*	*	*	*	*	6.0	.236	66	2.598	65.3	2.571	24	.945	0.7	.028
4.30	.169	22.3	.878	5	6	860.1-0430-022A1-GM	*	*	*	*	*	*	6.0	.236	74	2.913	73.3	2.886	36	1.417	0.7	.028
4.30	.169	35.2	1.386	8	6	860.1-0430-035A1-GM	*	*	*	*	*	*	6.0	.236	90	3.543	89.4	3.520	48	1.890	0.6	.024
4.36	.172	13.9	.547	3	6	860.1-0436-013A1-GM	*	*	*	*	*	*	6.0	.236	66	2.598	65.3	2.571	24	.945	0.7	.028
4.36	.172	22.6	.890	5	6	860.1-0436-022A1-GM	*	*	*	*	*	*	6.0	.236	74	2.913	73.3	2.886	36	1.417	0.7	.028
4.37	.172	35.8	1.409	8	6	860.1-0437-035A1-GM	*	*	*	*	*	*	6.0	.236	90	3.543	89.4	3.520	48	1.890	0.6	.024
4.40	.173	14.0	.551	3	6	860.1-0440-014A1-GM	*	*	*	*	*	*	6.0	.236	66	2.598	65.3	2.571	24	.945	0.7	.028
4.40	.173	22.8	.898	5	6	860.1-0440-022A1-GM	*	*	*	*	*	*	6.0	.236	74	2.913	73.3	2.886	36	1.417	0.7	.028



B76



E9



E28



E14

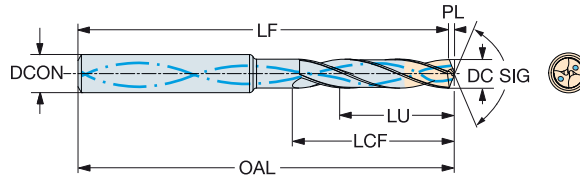


Broca CoroDrill® 860 inteiriça de metal duro

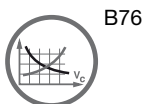
Para múltiplos materiais

Refrigeração interna

TCHA H9
SIG 140°



							P	M	K	N	S	H	Dimensões, mm, pol.										
							X/TBM	X/TBM	X/TBM	X/TBM	X/TBM	X/TBM		DCON _{MS}	DCON _{MS} [*]	OAL	OAL [*]	LF	LF [*]	LCF	LCF [*]	PL	PL [*]
DC	DC [*]	LU	LU [*]	ULDR	CZC _{MS}	Código para pedido																	
11.90	.469	51.6	2.032	4	12	860.1-1190-051A1-GM	★		★	★	★	★	12.0	.472	118	4.646	115.8	4.560	71	2.795	2.2	.085	
11.90	.469	97.4	3.835	8	12	860.1-1190-097A1-GM	★	★	★	★	★	★	12.0	.472	180	7.087	177.8	7.001	128	5.039	2.2	.085	
12.00	.472	35.6	1.402	2	12	860.1-1200-035A1-GM	★	★	★	★	★	★	12.0	.472	102	4.016	99.8	3.930	55	2.165	2.2	.086	
12.00	.472	51.6	2.032	4	14	860.1-1200-051A1-GM	★	★	★	★	★	★	14.0	.551	118	4.646	115.8	4.560	71	2.795	2.2	.086	
12.00	.472	98.2	3.866	8	12	860.1-1200-098A1-GM	★	★	★	★	★	★	12.0	.472	180	7.087	177.8	7.001	128	5.039	2.2	.086	
12.10	.476	56.7	2.232	4	14	860.1-1210-056A1-GM	★	★	★	★	★	★	14.0	.551	118	4.646	115.8	4.559	77	3.032	2.2	.087	
12.20	.480	38.8	1.528	3	14	860.1-1220-038A1-GM	★	★	★	★	★	★	14.0	.551	107	4.213	104.8	4.125	60	2.362	2.2	.087	
12.20	.480	56.6	2.228	4	14	860.1-1220-056A1-GM	★	★	★	★	★	★	14.0	.551	124	4.882	121.8	4.794	77	3.032	2.2	.087	
12.30	.484	39.1	1.539	3	14	860.1-1230-039A1-GM	★	★	★	★	★	★	14.0	.551	107	4.213	104.8	4.124	60	2.362	2.2	.088	
12.30	.484	100.6	3.961	8	14	860.1-1230-100A1-GM	★	★	★	★	★	★	14.0	.551	202	7.953	199.8	7.865	151	5.945	2.2	.088	
12.40	.488	39.4	1.551	3	14	860.1-1240-039A1-GM	★	★	★	★	★	★	14.0	.551	107	4.213	104.7	4.124	60	2.362	2.3	.089	
12.50	.492	39.4	1.551	3	14	860.1-1250-039A1-GM	★	★	★	★	★	★	14.0	.551	107	4.213	104.7	4.123	60	2.362	2.3	.090	
12.50	.492	56.4	2.220	4	14	860.1-1250-056A1-GM	★	★	★	★	★	★	14.0	.551	124	4.882	121.7	4.792	77	3.032	2.3	.090	
12.50	.492	102.3	4.028	8	14	860.1-1250-102A1-GM	★	★	★	★	★	★	14.0	.551	202	7.953	199.7	7.863	151	5.945	2.3	.090	
12.70	.500	39.2	1.543	3	14	860.1-1270-039A1-GM	★	★	★	★	★	★	14.0	.551	107	4.213	104.7	4.122	60	2.362	2.3	.091	
12.70	.500	56.2	2.213	4	14	860.1-1270-056A1-GM	★	★	★	★	★	★	14.0	.551	124	4.882	121.7	4.791	77	3.032	2.3	.091	
12.70	.500	103.9	4.091	8	14	860.1-1270-103A1-GM	★	★	★	★	★	★	14.0	.551	202	7.953	199.7	7.862	151	5.945	2.3	.091	
12.80	.504	104.7	4.122	8	14	860.1-1280-104A1-GM	★	★	★	★	★	★	14.0	.551	202	7.953	199.7	7.861	151	5.945	2.3	.092	
13.00	.512	39.0	1.535	3	14	860.1-1300-038A1-GM	★	★	★	★	★	★	14.0	.551	107	4.213	104.6	4.119	60	2.362	2.4	.093	
13.00	.512	56.0	2.205	4	14	860.1-1300-055A1-GM	★	★	★	★	★	★	14.0	.551	124	4.882	121.6	4.789	77	3.032	2.4	.093	
13.00	.512	106.4	4.189	8	14	860.1-1300-106A1-GM	★	★	★	★	★	★	14.0	.551	202	7.953	199.6	7.860	151	5.945	2.4	.093	
13.10	.516	55.9	2.201	4	14	860.1-1310-055A1-GM	★	★	★	★	★	★	14.0	.551	124	4.882	121.6	4.788	77	3.032	2.4	.094	
13.25	.522	38.8	1.528	2	14	860.1-1325-038A1-GM	★	★	★	★	★	★	14.0	.551	107	4.213	104.6	4.118	60	2.362	2.4	.095	
13.30	.524	38.8	1.528	2	14	860.1-1330-036A1-GM	★	★	★	★	★	★	14.0	.551	107	4.213	104.6	4.117	60	2.362	2.4	.095	
13.50	.531	38.6	1.520	2	14	860.1-1350-038A1-GM	★	★	★	★	★	★	14.0	.551	107	4.213	104.5	4.116	60	2.362	2.5	.097	
13.50	.531	55.6	2.189	4	14	860.1-1350-055A1-GM	★	★	★	★	★	★	14.0	.551	124	4.882	121.5	4.785	77	3.032	2.5	.097	
13.50	.531	110.5	4.350	8	14	860.1-1350-110A1-GM	★	★	★	★	★	★	14.0	.551	202	7.953	199.5	7.856	151	5.945	2.5	.097	
13.75	.541	38.4	1.512	2	14	860.1-1375-038A1-GM	★	★	★	★	★	★	14.0	.551	107	4.213	104.5	4.114	60	2.362	2.5	.099	
13.80	.543	112.9	4.445	8	14	860.1-1380-112A1-GM	★	★	★	★	★	★	14.0	.551	202	7.953	199.5	7.854	151	5.945	2.5	.099	
14.00	.551	38.2	1.504	2	14	860.1-1400-038A1-GM	★	★	★	★	★	★	14.0	.551	107	4.213	104.5	4.112	60	2.362	2.5	.100	
14.00	.551	55.2	2.173	3	16	860.1-1400-055A1-GM	★	★	★	★	★	★	16.0	.630	124	4.882	121.5	4.782	77	3.032	2.5	.100	
14.00	.551	114.5	4.508	8	14	860.1-1400-114A1-GM	★	★	★	★	★	★	14.0	.551	202	7.953	199.5	7.852	151	5.945	2.5	.100	
14.25	.561	42.4	1.669	2	16	860.1-1425-042A1-GM	★	★	★	★	★	★	16.0	.630	115	4.528	112.4	4.425	65	2.559	2.6	.102	
14.25	.561	60.4	2.378	4	16	860.1-1425-060A1-GM	★	★	★	★	★	★	16.0	.630	133	5.236	130.4	5.134	83	3.268	2.6	.102	
14.29	.563	42.4	1.669	2	16	860.1-1429-042A1-GM	★	★	★	★	★	★	16.0	.630	115	4.528	112.4	4.425	65	2.559	2.6	.102	
14.50	.571	42.2	1.661	2	16	860.1-1450-042A1-GM	★	★	★	★	★	★	16.0	.630	115	4.528	112.4	4.424	65	2.559	2.6	.104	
14.50	.571	60.2	2.370	4	16	860.1-1450-060A1-GM	★	★	★	★	★	★	16.0	.630	133	5.236	130.4	5.132	83	3.268	2.6	.104	
15.00	.591	41.8	1.646	2	16	860.1-1500-041A1-GM	★	★	★	★	★	★	16.0	.630	115	4.528	112.3	4.420	65	2.559	2.7	.107	
15.00	.591	59.8	2.354	3	16	860.1-1500-059A1-GM	★	★	★	★	★	★	16.0	.630	133	5.236	130.3	5.129	83	3.268	2.7	.107	
15.50	.610	41.4	1.630	2	16	860.1-1550-041A1-GM	★	★	★	★	★	★	16.0	.630	115	4.528	112.2	4.417	65	2.559	2.8	.111	
15.87	.625	41.1	1.618	2	16	860.1-1587-041A1-GM	★	★	★	★	★	★	16.0	.630	115	4.528	112.1	4.414	65	2.559	2.9	.114	
15.87	.625	59.1	2.327	3	16	860.1-1587-059A1-GM	★	★	★	★	★	★	16.0	.630	133	5.236	130.1	5.123	83	3.268	2.9	.114	
16.00	.630	41.0	1.614	2	16	860.1-1600-041A1-GM	★	★	★	★	★	★	16.0	.630	115	4.528	112.1	4.413	65	2.559	2.9	.115	
16.00	.630	59.0	2.323	3	6	860.1-1600-059A1-GM	★	★	★	★	★	★	6.0	.236	133	5.236	130.1	5.122	83	3.268	2.9	.115	
16.00	.630	130.9	5.154	8	16	860.1-1600-130A1-GM	★	★	★	★	★	★	16.0	.630	227	8.937	224.1	8.822	172	6.772	2.9	.115	

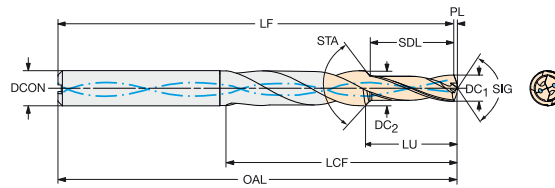



Broca CoroDrill® 860 inteiriça de metal duro

Para múltiplos materiais

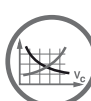
Refrigeração interna

TCHA H9
SIG 140°



Broca para furos escalonados e chanfros

											P	M	K	N	S	H	Dimensões, mm, pol.									
DC ₁	DC ₁ *	DC ₂	DC ₂ *	SDL	SDL*	STA	LU	LU*	CZC _{MS}	Código para pedido	X1BM	X1BM	X1BM	X1BM	X1BM	X1BM	DCON _{MS}	DCON _{MS} *	OAL	OAL*	LF	LF*	LCF	LCF*	PL	PL*
3.35	.132	4.50	.177	10.10	.398	90°	11.3	.445	6	860.2-0335-011A1-GM	★	☆	★	☆	★	☆	6.0	.236	66	2.598	61.4	2.417	19	.748	0.6	.024
3.40	.134	4.60	.181	10.20	.402	90°	11.4	.449	6	860.2-0340-011A1-GM	★	☆	★	☆	★	☆	6.0	.236	66	2.598	65.4	2.575	19	.748	0.6	.024
4.25	.167	5.70	.224	12.80	.504	90°	14.3	.563	6	860.2-0425-014A1-GM	★	☆	★	☆	★	☆	6.0	.236	66	2.598	65.3	2.571	23	.906	0.7	.028
4.30	.169	5.80	.228	13.00	.512	90°	14.5	.571	6	860.2-0430-014A1-GM	★	☆	★	☆	★	☆	6.0	.236	66	2.598	65.3	2.571	23	.906	0.7	.028
4.65	.183	5.90	.232	14.00	.551	90°	15.5	.610	6	860.2-0465-015A1-GM	★	☆	★	☆	★	☆	6.0	.236	66	2.598	65.2	2.567	23	.906	0.8	.031
5.00	.197	6.80	.268	15.00	.591	90°	16.8	.661	8	860.2-0500-016A1-GM	★	☆	★	☆	★	☆	8.0	.315	79	3.110	78.2	3.079	28	1.102	0.8	.031
5.10	.201	6.90	.272	15.30	.602	90°	17.1	.673	8	860.2-0510-017A1-GM	★	☆	★	☆	★	☆	8.0	.315	79	3.110	78.1	3.075	28	1.102	0.9	.035
5.50	.217	7.40	.291	16.60	.654	90°	18.6	.732	8	860.2-0550-018A1-GM	★	☆	★	☆	★	☆	8.0	.315	79	3.110	78.1	3.075	28	1.102	0.9	.035
5.55	.219	7.50	.295	16.70	.657	90°	18.7	.736	8	860.2-0555-018A1-GM	★	☆	★	☆	★	☆	8.0	.315	79	3.110	78.1	3.075	28	1.102	0.9	.035
6.60	.260	8.90	.350	19.90	.783	90°	22.3	.878	10	860.2-0660-022A1-GM	★	☆	★	☆	★	☆	10.0	.394	89	3.504	87.9	3.461	37	1.457	1.1	.043
6.75	.266	9.10	.358	20.30	.799	90°	22.7	.894	10	860.2-0675-022A1-GM	★	☆	★	☆	★	☆	10.0	.394	89	3.504	87.8	3.457	37	1.457	1.2	.047
6.85	.270	9.20	.362	20.60	.811	90°	23.0	.906	10	860.2-0685-023A1-GM	★	☆	★	☆	★	☆	10.0	.394	89	3.504	87.8	3.457	37	1.457	1.2	.047
6.90	.272	9.30	.366	20.70	.815	90°	23.2	.913	10	860.2-0690-023A1-GM	★	☆	★	☆	★	☆	10.0	.394	89	3.504	87.8	3.457	37	1.457	1.2	.047
7.00	.276	9.50	.374	21.10	.831	90°	23.6	.929	10	860.2-0700-023A1-GM	★	☆	★	☆	★	☆	10.0	.394	89	3.504	87.8	3.457	37	1.457	1.2	.047
7.40	.291	9.80	.386	22.20	.874	90°	24.7	.972	10	860.2-0740-024A1-GM	★	☆	★	☆	★	☆	10.0	.394	89	3.504	87.7	3.453	37	1.457	1.3	.051
8.00	.315	10.80	.425	24.00	.945	90°	26.9	1.059	12	860.2-0800-026A1-GM	★	☆	★	☆	★	☆	12.0	.472	102	4.016	100.6	3.961	42	1.654	1.4	.055
8.50	.335	11.50	.453	25.50	1.004	90°	28.5	1.122	12	860.2-0850-028A1-GM	★	☆	★	☆	★	☆	12.0	.472	102	4.016	100.5	3.957	42	1.654	1.5	.059
8.60	.339	11.60	.457	25.80	1.016	90°	28.9	1.138	12	860.2-0860-028A1-GM	★	☆	★	☆	★	☆	12.0	.472	102	4.016	100.5	3.957	42	1.654	1.5	.059
8.70	.343	11.70	.461	26.10	1.028	90°	29.2	1.150	12	860.2-0870-029A1-GM	★	☆	★	☆	★	☆	12.0	.472	102	4.016	100.5	3.957	42	1.654	1.5	.059
9.00	.354	11.80	.465	27.00	1.063	90°	30.0	1.181	12	860.2-0900-030A1-GM	★	☆	★	☆	★	☆	12.0	.472	102	4.016	100.5	3.957	42	1.654	1.5	.059
10.25	.404	13.80	.543	30.80	1.213	90°	34.4	1.354	14	860.2-1025-034A1-GM	★	☆	★	☆	★	☆	14.0	.551	107	4.213	105.2	4.142	52	2.047	1.8	.071
10.30	.406	13.80	.543	31.00	1.220	90°	34.6	1.362	14	860.2-1030-034A1-GM	★	☆	★	☆	★	☆	14.0	.551	107	4.213	105.2	4.142	52	2.047	1.8	.071
10.40	.409	13.80	.543	31.20	1.228	90°	34.8	1.370	14	860.2-1040-034A1-GM	★	☆	★	☆	★	☆	14.0	.551	107	4.213	105.2	4.142	52	2.047	1.8	.071
10.50	.413	13.80	.543	31.60	1.244	90°	35.2	1.386	14	860.2-1050-035A1-GM	★	☆	★	☆	★	☆	14.0	.551	107	4.213	105.2	4.142	52	2.047	1.8	.071
12.00	.472	15.80	.622	36.00	1.417	90°	40.1	1.579	16	860.2-1200-040A1-GM	★	☆	★	☆	★	☆	16.0	.630	115	4.528	112.9	4.445	59	2.323	2.1	.083
14.00	.551	18.90	.744	42.10	1.657	90°	47.1	1.854	20	860.2-1400-047A1-GM	★	☆	★	☆	★	☆	20.0	.787	131	5.157	128.6	5.063	78	3.071	2.4	.094



B76



E9



E28



E14



CoroDrill® 860

Brocas de alto desempenho para aços

Aplicação

860-PM: Aço com cavacos longos e curtos, como aços sem liga, aços com baixo teor de carbono, aços baixa-liga, aços alta-liga e aços fundidos

O


C

Área de aplicação ISO:

P

Características e benefícios

- Dados de corte otimizados
- Baixo custo por furo
- Confiabilidade de desempenho melhorada
- Escoamento de cavacos sem problemas
- Vida útil da ferramenta longa, formação de desgaste controlada
- Tolerância do furo consistente
- Pode ser recondicionada até 3 vezes conforme especificação original



www.sandvik.coromant.com/corodrill860

Recomendações

É recomendado o uso de mandris de precisão hidráulicos.
Recomenda-se uso de refrigeração interna, pressão mínima recomendada de 20 bars

Para mandris, veja o catálogo de ferramentas rotativas.



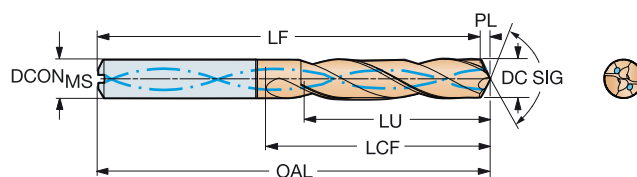
E14

Broca CoroDrill® 860 inteiriça de metal duro

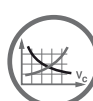
Para aços

Refrigeração interna

TCHA H8
SIG 147°



											p	Dimensões, mm, pol.													
											4234	DCON _{MS}	DCON _{MS} *	OAL	OAL*	LF	LF*	LCF	LCF*	PL	PL*	(BAR)	(PSI)	BSG	
3.00	.118	9.5	.374	3	6	860.1-0300-016A1-PM	★	6.0	.236	62	2.441	61.5	2.421	20	.787	0.5	.020	20	290	DIN 6537 K					
3.00	.118	15.5	.610	5	6	860.1-0300-021A1-PM	★	6.0	.236	66	2.598	65.5	2.579	28	1.102	0.5	.020	20	290	DIN 6537 L					
3.00	.118	24.5	.965	8	6	860.1-0300-029A1-PM	★	6.0	.236	74	2.913	73.5	2.894	34	1.339	0.5	.020	20	290	COROMANT					
3.10	.122	9.8	.386	3	6	860.1-0310-016A1-PM	★	6.0	.236	62	2.441	61.5	2.421	20	.787	0.5	.020	20	290	DIN 6537 K					
3.10	.122	16.0	.630	5	6	860.1-0310-021A1-PM	★	6.0	.236	66	2.598	65.5	2.579	28	1.102	0.5	.020	20	290	DIN 6537 L					
3.10	.122	25.3	.996	8	6	860.1-0310-029A1-PM	★	6.0	.236	74	2.913	73.5	2.894	34	1.339	0.5	.020	20	290	COROMANT					
3.17	.125	10.0	.394	3	6	860.1-0317-016A1-PM	★	6.0	.236	62	2.441	61.5	2.421	20	.787	0.5	.020	20	290	DIN 6537 K					
3.17	.125	16.4	.646	5	6	860.1-0317-021A1-PM	★	6.0	.236	66	2.598	65.5	2.579	28	1.102	0.5	.020	20	290	DIN 6537 L					
3.17	.125	25.9	1.020	8	6	860.1-0317-029A1-PM	★	6.0	.236	74	2.913	73.5	2.894	34	1.339	0.5	.020	20	290	COROMANT					
3.20	.126	10.1	.398	3	6	860.1-0320-016A1-PM	★	6.0	.236	62	2.441	61.5	2.421	20	.787	0.5	.020	20	290	DIN 6537 K					
3.20	.126	16.5	.650	5	6	860.1-0320-021A1-PM	★	6.0	.236	66	2.598	65.5	2.579	28	1.102	0.5	.020	20	290	DIN 6537 L					
3.20	.126	26.1	1.028	8	6	860.1-0320-029A1-PM	★	6.0	.236	74	2.913	73.5	2.894	34	1.339	0.5	.020	20	290	COROMANT					
3.30	.130	10.5	.413	3	6	860.1-0330-016A1-PM	★	6.0	.236	62	2.441	61.4	2.417	20	.787	0.6	.024	20	290	DIN 6537 K					
3.30	.130	17.1	.673	5	6	860.1-0330-021A1-PM	★	6.0	.236	66	2.598	65.4	2.575	28	1.102	0.6	.024	20	290	DIN 6537 L					
3.30	.130	27.0	1.063	8	6	860.1-0330-029A1-PM	★	6.0	.236	74	2.913	73.4	2.890	35	1.378	0.6	.024	20	290	COROMANT					
3.40	.134	10.8	.425	3	6	860.1-0340-016A1-PM	★	6.0	.236	62	2.441	61.4	2.417	20	.787	0.6	.024	20	290	DIN 6537 K					
3.40	.134	17.6	.693	5	6	860.1-0340-021A1-PM	★	6.0	.236	66	2.598	65.4	2.575	28	1.102	0.6	.024	20	290	DIN 6537 L					
3.40	.134	27.5	1.083	8	6	860.1-0340-029A1-PM	★	6.0	.236	74	2.913	73.4	2.890	35	1.378	0.6	.024	20	290	COROMANT					
3.45	.138	27.4	1.079	7	6	860.1-0345-029A1-PM	★	6.0	.236	74	2.913	73.4	2.890	35	1.378	0.6	.024	20	290	COROMANT					
3.50	.138	11.1	.437	3	6	860.1-0350-016A1-PM	★	6.0	.236	62	2.441	61.4	2.417	20	.787	0.6	.024	20	290	DIN 6537 K					
3.50	.138	18.1	.713	5	6	860.1-0350-021A1-PM	★	6.0	.236	66	2.598	65.4	2.575	28	1.102	0.6	.024	20	290	DIN 6537 L					
3.50	.138	27.3	1.075	7	6	860.1-0350-029A1-PM	★	6.0	.236	74	2.913	73.4	2.890	35	1.378	0.6	.024	20	290	COROMANT					
3.55	.140	11.2	.441	3	6	860.1-0355-016A1-PM	★	6.0	.236	62	2.441	61.4	2.417	20	.787	0.6	.024	20	290	DIN 6537 K					
3.57	.141	27.1	1.067	7	6	860.1-0357-029A1-PM	★	6.0	.236	74	2.913	73.4	2.890	35	1.378	0.6	.024	20	290	COROMANT					
3.60	.142	27.1	1.067	7	6	860.1-0360-029A1-PM	★	6.0	.236	74	2.913	73.4	2.890	35	1.378	0.6	.024	20	290	COROMANT					
3.70	.146	11.7	.461	3	6	860.1-0370-016A1-PM	★	6.0	.236	62	2.441	61.4	2.417	20	.787	0.6	.024	20	290	DIN 6537 K					
3.70	.146	19.1	.752	5	6	860.1-0370-021A1-PM	★	6.0	.236	66	2.598	65.4	2.575	28	1.102	0.6	.024	20	290	DIN 6537 L					
3.70	.146	27.9	1.098	7	6	860.1-0370-029A1-PM	★	6.0	.236	74	2.913	73.4	2.890	36	1.417	0.6	.024	20	290	COROMANT					
3.80	.150	12.1	.476	3	6	860.1-0380-018A1-PM	★	6.0	.236	66	2.598	65.3	2.571	24	.945	0.7	.028	20	290	DIN 6537 K					
3.80	.150	31.1	1.224	8	6	860.1-0380-037A1-PM	★	6.0	.236	85	3.346	84.3	3.319	44	1.732	0.7	.028	20	290	COROMANT					
3.90	.154	20.2	.795	5	6	860.1-0390-027A1-PM	★	6.0	.236	74	2.913	73.3	2.886	36	1.417	0.7	.028	20	290	DIN 6537 L					
3.90	.154	31.9	1.256	8	6	860.1-0390-037A1-PM	★	6.0	.236	85	3.346	84.3	3.319	44	1.732	0.7	.028	20	290	COROMANT					
3.97	.156	32.4	1.276	8	6	860.1-0397-037A1-PM	★	6.0	.236	85	3.346	84.3	3.319	44	1.732	0.7	.028	20	290	COROMANT					
4.00	.157	12.7	.500	3	6	860.1-0400-018A1-PM	★	6.0	.236	66	2.598	65.3	2.571	24	.945	0.7	.028	20	290	DIN 6537 K					
4.00	.157	20.7	.815	5	6	860.1-0400-027A1-PM	★	6.0	.236	74	2.913	73.3	2.886	36	1.417	0.7	.028	20	290	DIN 6537 L					
4.00	.157	32.7	1.287	8	6	860.1-0400-037A1-PM	★	6.0	.236	85	3.346	84.3	3.319	44	1.732	0.7	.028	20	290	COROMANT					
4.10	.161	13.0	.512	3	6	860.1-0410-018A1-PM	★	6.0	.236	66	2.598	65.3	2.571	24	.945	0.7	.028	20	290	DIN 6537 K					
4.10	.161	21.2	.835	5	6	860.1-0410-027A1-PM	★	6.0	.236	74	2.913	73.3	2.886	36	1.417	0.7	.028	20	290	DIN 6537 L					
4.10	.161	33.5	1.319	8	6	860.1-0410-037A1-PM	★	6.0	.236	85	3.346	84.3	3.319	45	1.772	0.7	.028	20	290	COROMANT					
4.20	.165	13.3	.524	3	6	860.1-0420-018A1-PM	★	6.0	.236	66	2.598	65.3	2.571	24	.945	0.7	.028	20	290	DIN 6537 K					
4.20	.165	21.7	.854	5	6	860.1-0420-027A1-PM	★	6.0	.236	74	2.913	73.3	2.886	36	1.417	0.7	.028	20	290	DIN 6537 L					
4.20	.165	34.3	1.350	8	6	860.1-0420-037A1-PM	★	6.0	.236	85	3.346	84.3	3.319	45	1.772	0.7	.028	20	290	COROMANT					
4.30	.169	13.7	.539	3	6	860.1-0430-018A1-PM	★	6.0	.236	66	2.598	65.2	2.567	24	.945	0.8	.031	20	290	DIN 6537 K					
4.30	.169	22.3	.878	5	6	860.1-0430-027A1-PM	★	6.0	.236	74	2.913	73.2	2.882	36	1.417	0.8	.031	20	290	DIN 6537 L					
4.30	.169	35.2	1.386	8	6	860.1-0430-037A1-PM	★	6.0	.236	85	3.346	84.2	3.315	45	1.772	0.8	.031	20	290	COROMANT					
4.40	.173	22.8	.898	5	6	860.1-0440-027A1-PM	★	6.0	.236	74	2.913	73.2	2.882	36	1.417	0.8	.031	20	290	DIN 6537 L					
4.40	.173	36.0	1.417	8	6	860.1-0440-037A1-PM	★	6.0	.236	85	3.346	84.2	3.315	45	1.772	0.8	.031	20	290	COROMANT					
4.50	.177	14.3	.563	3	6	860.1-0450-018A1-PM	★	6.0	.236	66	2.598	65.2	2.567	24	.945	0.8	.031	20	290	DIN 6537 K					
4.50	.177	23.3	.917	5	6	860.1-0450-027A1-PM	★	6.0	.236	74	2.913	73.2	2.882	36	1.417	0.8	.031	20	290	DIN 6537 L					
4.50	.177	36.8	1.449	8	6	860.1-0450-037A1-PM	★	6.0	.236	85	3.346	84.2	3.315	46	1.811	0.8	.031	20	290	COROMANT					
4.55	.179	23.5	.925	5	6	860.1-0455-027A1-PM	★	6.0	.236	74	2.913	73.2	2.882	36	1.417	0.8	.031	20	290	DIN 6537 L					



B76



E9



E28



E14

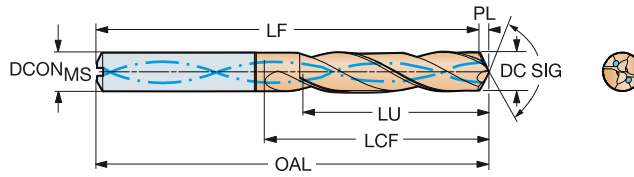



Broca CoroDrill® 860 inteiriça de metal duro

Para aços

Refrigeração interna

TCHA H8
SIG 147°



										p Dimensões, mm, pol.													
										4234										BAR		PSI	BSG
DC	DC*	LU	LU*	ULDR	CZGMS	Código para pedido	DCONMS	DCONMS*	OAL	OAL*	LF	LF*	LCF	LCF*	PL	PL*							
4.60	.181	14.6	.575	3	6	860.1-0460-018A1-PM	★	6.0	.236	66	2.598	65.2	2.567	24	.945	0.8	.031	20	290	DIN 6537 K			
4.60	.181	23.8	.937	5	6	860.1-0460-027A1-PM	★	6.0	.236	74	2.913	73.2	2.882	36	1.417	0.8	.031	20	290	DIN 6537 L			
4.60	.181	36.8	1.449	8	6	860.1-0460-037A1-PM	★	6.0	.236	85	3.346	84.2	3.315	46	1.811	0.8	.031	20	290	COROMANT			
4.70	.185	36.6	1.441	7	6	860.1-0470-037A1-PM	★	6.0	.236	85	3.346	84.2	3.315	46	1.811	0.8	.031	20	290	COROMANT			
4.76	.187	15.0	.591	3	6	860.1-0476-019A1-PM	★	6.0	.236	66	2.598	65.2	2.567	28	1.102	0.8	.031	20	290	DIN 6537 K			
4.76	.187	36.5	1.437	7	6	860.1-0476-037A1-PM	★	6.0	.236	97	3.819	96.2	3.787	46	1.811	0.8	.031	20	290	COROMANT			
4.76	.187	38.8	1.528	8	6	860.1-0476-047A1-PM	★	6.0	.236	97	3.819	96.2	3.787	56	2.205	0.8	.031	20	290	COROMANT			
4.80	.189	15.2	.598	3	6	860.1-0480-019A1-PM	★	6.0	.236	72	2.835	65.2	2.567	28	1.102	0.8	.031	20	290	COROMANT			
4.80	.189	24.8	.976	5	6	860.1-0480-037A1-PM	★	6.0	.236	87	3.425	81.2	3.197	44	1.732	0.8	.031	20	290	COROMANT			
4.80	.189	39.2	1.543	8	6	860.1-0480-047A1-PM	★	6.0	.236	97	3.819	96.2	3.787	56	2.205	0.8	.031	20	290	COROMANT			
4.90	.193	15.5	.610	3	6	860.1-0490-019A1-PM	★	6.0	.236	72	2.835	65.2	2.567	28	1.102	0.8	.031	20	290	COROMANT			
4.90	.193	25.3	.996	5	6	860.1-0490-037A1-PM	★	6.0	.236	87	3.425	81.2	3.197	44	1.732	0.8	.031	20	290	COROMANT			
4.90	.193	40.0	1.575	8	6	860.1-0490-047A1-PM	★	6.0	.236	97	3.819	96.2	3.787	56	2.205	0.8	.031	20	290	COROMANT			
5.00	.197	15.8	.622	3	6	860.1-0500-019A1-PM	★	6.0	.236	72	2.835	65.2	2.567	28	1.102	0.8	.031	20	290	COROMANT			
5.00	.197	25.8	1.016	5	6	860.1-0500-037A1-PM	★	6.0	.236	87	3.425	81.2	3.197	44	1.732	0.8	.031	20	290	COROMANT			
5.00	.197	40.8	1.606	8	6	860.1-0500-047A1-PM	★	6.0	.236	97	3.819	96.2	3.787	57	2.244	0.8	.031	20	290	COROMANT			
5.10	.201	16.1	.634	3	6	860.1-0510-019A1-PM	★	6.0	.236	72	2.835	65.2	2.567	28	1.102	0.8	.031	20	290	COROMANT			
5.10	.201	26.3	1.035	5	6	860.1-0510-037A1-PM	★	6.0	.236	87	3.425	81.2	3.197	44	1.732	0.8	.031	20	290	COROMANT			
5.10	.201	41.6	1.638	8	6	860.1-0510-047A1-PM	★	6.0	.236	97	3.819	96.2	3.787	57	2.244	0.8	.031	20	290	COROMANT			
5.16	.203	26.6	1.047	5	6	860.1-0516-037A1-PM	★	6.0	.236	87	3.425	81.2	3.197	44	1.732	0.8	.031	20	290	COROMANT			
5.16	.203	42.1	1.657	8	6	860.1-0516-047A1-PM	★	6.0	.236	97	3.819	96.2	3.787	57	2.244	0.8	.031	20	290	COROMANT			
5.20	.205	16.4	.646	3	6	860.1-0520-019A1-PM	★	6.0	.236	72	2.835	65.2	2.567	28	1.102	0.8	.031	20	290	COROMANT			
5.20	.205	26.8	1.055	5	6	860.1-0520-037A1-PM	★	6.0	.236	87	3.425	81.2	3.197	44	1.732	0.8	.031	20	290	COROMANT			
5.20	.205	42.4	1.669	8	6	860.1-0520-047A1-PM	★	6.0	.236	97	3.819	96.2	3.787	57	2.244	0.8	.031	20	290	COROMANT			
5.30	.209	16.7	.657	3	6	860.1-0530-019A1-PM	★	6.0	.236	72	2.835	65.2	2.567	28	1.102	0.8	.031	20	290	COROMANT			
5.30	.209	27.3	1.075	5	6	860.1-0530-037A1-PM	★	6.0	.236	87	3.425	81.2	3.197	44	1.732	0.8	.031	20	290	COROMANT			
5.40	.213	17.0	.669	3	6	860.1-0540-019A1-PM	★	6.0	.236	72	2.835	65.2	2.567	28	1.102	0.8	.031	20	290	COROMANT			
5.40	.213	27.8	1.094	5	6	860.1-0540-037A1-PM	★	6.0	.236	87	3.425	81.2	3.197	44	1.732	0.8	.031	20	290	COROMANT			
5.40	.213	44.0	1.732	8	6	860.1-0540-047A1-PM	★	6.0	.236	97	3.819	96.2	3.787	57	2.244	0.8	.031	20	290	COROMANT			
5.50	.217	17.4	.685	3	6	860.1-0550-019A1-PM	★	6.0	.236	72	2.835	65.1	2.563	28	1.102	0.9	.035	20	290	COROMANT			
5.50	.217	28.4	1.118	5	6	860.1-0550-037A1-PM	★	6.0	.236	87	3.425	81.1	3.193	44	1.732	0.9	.035	20	290	COROMANT			
5.50	.217	44.9	1.768	8	6	860.1-0550-047A1-PM	★	6.0	.236	97	3.819	96.1	3.783	57	2.244	0.9	.035	20	290	COROMANT			
5.56	.219	28.7	1.130	5	6	860.1-0555-037A1-PM	★	6.0	.236	87	3.425	81.1	3.193	44	1.732	0.9	.035	20	290	COROMANT			
5.56	.219	45.3	1.783	8	6	860.1-0555-047A1-PM	★	6.0	.236	97	3.819	96.1	3.783	58	2.283	0.9	.035	20	290	COROMANT			
5.60	.220	17.7	.697	3	6	860.1-0560-019A1-PM	★	6.0	.236	72	2.835	65.1	2.563	28	1.102	0.9	.035	20	290	COROMANT			
5.60	.220	28.9	1.139	5	6	860.1-0560-037A1-PM	★	6.0	.236	87	3.425	81.1	3.193	44	1.732	0.9	.035	20	290	COROMANT			
5.60	.220	45.7	1.799	8	6	860.1-0560-047A1-PM	★	6.0	.236	97	3.819	96.1	3.783	58	2.283	0.9	.035	20	290	COROMANT			
5.70	.224	29.4	1.157	5	6	860.1-0570-037A1-PM	★	6.0	.236	87	3.425	81.1	3.193	44	1.732	0.9	.035	20	290	COROMANT			
5.70	.224	46.5	1.831	8	6	860.1-0570-047A1-PM	★	6.0	.236	97	3.819	96.1	3.783	58	2.283	0.9	.035	20	290	COROMANT			
5.80	.228	17.6	.693	3	6	860.1-0580-019A1-PM	★	6.0	.236	72	2.835	65.1	2.563	28	1.102	0.9	.035	20	290	COROMANT			
5.80	.228	29.9	1.177	5	6	860.1-0580-037A1-PM	★	6.0	.236	87	3.425	81.1	3.193	44	1.732	0.9	.035	20	290	COROMANT			
5.80	.228	47.3	1.862	8	6	860.1-0580-047A1-PM	★	6.0	.236	97	3.819	96.1	3.783	58	2.283	0.9	.035	20	290	COROMANT			
5.90	.232	17.4	.685	2	6	860.1-0590-019A1-PM	★	6.0	.236	72	2.835	65.1	2.563	28	1.102	0.9	.035	20	290	COROMANT			
5.90	.232	30.4	1.197	5	6	860.1-0590-037A1-PM	★	6.0	.236	87	3.425	81.1	3.193	44	1.732	0.9	.035	20	290	COROMANT			
5.90	.232	47.4	1.866	8	6	860.1-0590-047A1-PM	★	6.0	.236	97	3.819	96.1	3.783	58	2.283	0.9	.035	20	290	COROMANT			
5.95	.234	17.3	.681	2	6	860.1-0595-019A1-PM	★	6.0	.236	72	2.835	65.1	2.563	28	1.102	0.9	.035	20	290	COROMANT			
5.95	.234	30.7	1.209	5	6	860.1-0595-037A1-PM	★	6.0	.236	87	3.425	81.1	3.193	44	1.732	0.9	.035	20	290	COROMANT			
6.00	.236	18.9	.744	3	6	860.1-0600-019A1-PM	★	6.0	.236	72	2.835	65.1	2.563	28	1.102	0.9	.035	20	290	COROMANT			
6.00	.236	30.9	1.217	5	6	860.1-0600-037A1-PM	★	6.0	.236	87	3.425	81.1	3.193	44	1.732	0.9	.035	20	290	COROMANT			
6.00	.236	48.9	1.925	8	6	860.1-0600-047A1-PM	★	6.0	.236	97	3.819	96.1	3.783	58	2.283	0.9	.035	20	290	COROMANT			

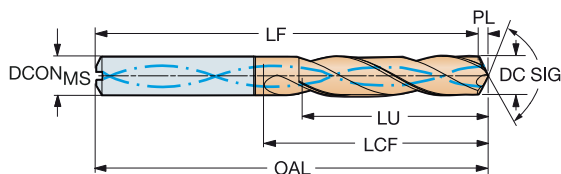



Broca CoroDrill® 860 inteiriça de metal duro

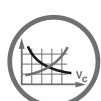
Para aços

Refrigeração interna

TCHA H8
SIG 147°



								p	Dimensões, mm, pol.											
DC	DC*	LU	LU*	ULDR	CZC _{MS}	Código para pedido	4234	DCON _{MS}	DCON _{MS} ^R	OAL	OAL*	LF	LF*	LCF	LCF*	PL	PL*	BAR	PSI	BSG
6.10	.240	19.3	.760	3	8	860.1-0610-024A1-PM	★	8.0	.315	79	3.110	78.0	3.071	34	1.339	1.0	.039	20	290	DIN 6537 K
6.10	.240	31.5	1.240	5	8	860.1-0610-040A1-PM	★	8.0	.315	91	3.583	90.0	3.543	53	2.087	1.0	.039	20	290	DIN 6537 L
6.10	.240	49.8	1.961	8	8	860.1-0610-055A1-PM	★	8.0	.315	106	4.173	105.0	4.134	66	2.598	1.0	.039	20	290	COROMANT
6.20	.244	19.6	.772	3	8	860.1-0620-024A1-PM	★	8.0	.315	79	3.110	78.0	3.071	34	1.339	1.0	.039	20	290	DIN 6537 K
6.20	.244	32.0	1.260	5	8	860.1-0620-040A1-PM	★	8.0	.315	91	3.583	90.0	3.543	53	2.087	1.0	.039	20	290	DIN 6537 L
6.20	.244	50.6	1.992	8	8	860.1-0620-055A1-PM	★	8.0	.315	106	4.173	105.0	4.134	67	2.638	1.0	.039	20	290	COROMANT
6.30	.248	19.9	.783	3	8	860.1-0630-024A1-PM	★	8.0	.315	79	3.110	78.0	3.071	34	1.339	1.0	.039	20	290	DIN 6537 K
6.30	.248	32.5	1.280	5	8	860.1-0630-040A1-PM	★	8.0	.315	91	3.583	90.0	3.543	53	2.087	1.0	.039	20	290	DIN 6537 L
6.30	.248	51.4	2.024	8	8	860.1-0630-055A1-PM	★	8.0	.315	106	4.173	105.0	4.134	67	2.638	1.0	.039	20	290	COROMANT
6.35	.250	20.1	.791	3	8	860.1-0635-024A1-PM	★	8.0	.315	79	3.110	78.0	3.071	34	1.339	1.0	.039	20	290	DIN 6537 K
6.35	.250	32.8	1.291	5	8	860.1-0635-040A1-PM	★	8.0	.315	91	3.583	90.0	3.543	53	2.087	1.0	.039	20	290	DIN 6537 L
6.35	.250	51.8	2.039	8	8	860.1-0635-055A1-PM	★	8.0	.315	106	4.173	105.0	4.134	67	2.638	1.0	.039	20	290	COROMANT
6.40	.252	20.2	.795	3	8	860.1-0640-024A1-PM	★	8.0	.315	79	3.110	78.0	3.071	34	1.339	1.0	.039	20	290	DIN 6537 K
6.40	.252	33.0	1.299	5	8	860.1-0640-040A1-PM	★	8.0	.315	91	3.583	90.0	3.543	53	2.087	1.0	.039	20	290	DIN 6537 L
6.40	.252	52.2	2.055	8	8	860.1-0640-055A1-PM	★	8.0	.315	106	4.173	105.0	4.134	67	2.638	1.0	.039	20	290	COROMANT
6.50	.256	20.6	.811	3	8	860.1-0650-024A1-PM	★	8.0	.315	79	3.110	77.9	3.067	34	1.339	1.1	.043	20	290	DIN 6537 K
6.50	.256	33.6	1.323	5	8	860.1-0650-040A1-PM	★	8.0	.315	91	3.583	89.9	3.539	53	2.087	1.1	.043	20	290	DIN 6537 L
6.50	.256	53.1	2.091	8	8	860.1-0650-055A1-PM	★	8.0	.315	106	4.173	104.9	4.130	67	2.638	1.1	.043	20	290	COROMANT
6.60	.260	20.9	.823	3	8	860.1-0660-024A1-PM	★	8.0	.315	79	3.110	77.9	3.067	34	1.339	1.1	.043	20	290	DIN 6537 K
6.60	.260	34.1	1.343	5	8	860.1-0660-040A1-PM	★	8.0	.315	91	3.583	89.9	3.539	53	2.087	1.1	.043	20	290	DIN 6537 L
6.60	.260	53.9	2.122	8	8	860.1-0660-055A1-PM	★	8.0	.315	106	4.173	104.9	4.130	67	2.638	1.1	.043	20	290	COROMANT
6.70	.264	21.2	.835	3	8	860.1-0670-024A1-PM	★	8.0	.315	79	3.110	77.9	3.067	34	1.339	1.1	.043	20	290	DIN 6537 K
6.70	.264	34.6	1.362	5	8	860.1-0670-040A1-PM	★	8.0	.315	91	3.583	89.9	3.539	53	2.087	1.1	.043	20	290	DIN 6537 L
6.70	.264	54.7	2.154	8	8	860.1-0670-055A1-PM	★	8.0	.315	106	4.173	104.9	4.130	67	2.638	1.1	.043	20	290	COROMANT
6.75	.266	21.3	.839	3	8	860.1-0675-024A1-PM	★	8.0	.315	79	3.110	77.9	3.067	34	1.339	1.1	.043	20	290	DIN 6537 K
6.75	.266	34.8	1.370	5	8	860.1-0675-040A1-PM	★	8.0	.315	91	3.583	89.9	3.539	53	2.087	1.1	.043	20	290	DIN 6537 L
6.75	.266	55.1	2.169	8	8	860.1-0675-055A1-PM	★	8.0	.315	106	4.173	104.9	4.130	67	2.638	1.1	.043	20	290	COROMANT
6.80	.268	21.5	.846	3	8	860.1-0680-024A1-PM	★	8.0	.315	79	3.110	77.9	3.067	34	1.339	1.1	.043	20	290	DIN 6537 K
6.80	.268	35.1	1.382	5	8	860.1-0680-040A1-PM	★	8.0	.315	91	3.583	89.9	3.539	53	2.087	1.1	.043	20	290	DIN 6537 L
6.80	.268	55.5	2.185	8	8	860.1-0680-055A1-PM	★	8.0	.315	106	4.173	104.9	4.130	67	2.638	1.1	.043	20	290	COROMANT
6.90	.272	21.8	.858	3	8	860.1-0690-024A1-PM	★	8.0	.315	79	3.110	77.9	3.067	34	1.339	1.1	.043	20	290	DIN 6537 K
6.90	.272	35.6	1.402	5	8	860.1-0690-040A1-PM	★	8.0	.315	91	3.583	89.9	3.539	53	2.087	1.1	.043	20	290	DIN 6537 L
6.90	.272	56.3	2.217	8	8	860.1-0690-055A1-PM	★	8.0	.315	106	4.173	104.9	4.130	68	2.677	1.1	.043	20	290	COROMANT
7.00	.276	22.1	.870	3	8	860.1-0700-024A1-PM	★	8.0	.315	79	3.110	77.9	3.067	34	1.339	1.1	.043	20	290	DIN 6537 K
7.00	.276	36.1	1.421	5	8	860.1-0700-040A1-PM	★	8.0	.315	91	3.583	89.9	3.539	53	2.087	1.1	.043	20	290	DIN 6537 L
7.00	.276	57.1	2.248	8	8	860.1-0700-055A1-PM	★	8.0	.315	106	4.173	104.9	4.130	68	2.677	1.1	.043	20	290	COROMANT
7.10	.280	22.4	.882	3	8	860.1-0710-028A1-PM	★	8.0	.315	79	3.110	77.9	3.067	41	1.614	1.1	.043	20	290	DIN 6537 K
7.10	.280	36.6	1.441	5	8	860.1-0710-040A1-PM	★	8.0	.315	91	3.583	89.9	3.539	53	2.087	1.1	.043	20	290	DIN 6537 L
7.14	.281	22.6	.890	3	8	860.1-0714-028A1-PM	★	8.0	.315	79	3.110	77.8	3.063	41	1.614	1.2	.047	20	290	DIN 6537 K
7.14	.281	36.9	1.453	5	8	860.1-0714-040A1-PM	★	8.0	.315	91	3.583	89.8	3.535	53	2.087	1.2	.047	20	290	DIN 6537 L
7.14	.281	58.3	2.295	8	8	860.1-0714-064A1-PM	★	8.0	.315	116	4.567	114.8	4.520	77	3.032	1.2	.047	20	290	COROMANT
7.20	.283	22.8	.898	3	8	860.1-0720-028A1-PM	★	8.0	.315	79	3.110	77.8	3.063	41	1.614	1.2	.047	20	290	DIN 6537 K
7.20	.283	37.2	1.465	5	8	860.1-0720-040A1-PM	★	8.0	.315	91	3.583	89.8	3.535	53	2.087	1.2	.047	20	290	DIN 6537 L
7.30	.287	37.7	1.484	5	8	860.1-0730-040A1-PM	★	8.0	.315	91	3.583	89.8	3.535	53	2.087	1.2	.047	20	290	DIN 6537 L
7.30	.287	59.6	2.346	8	8	860.1-0730-064A1-PM	★	8.0	.315	116	4.567	114.8	4.520	77	3.032	1.2	.047	20	290	COROMANT
7.40	.291	23.4	.921	3	8	860.1-0740-028A1-PM	★	8.0	.315	79	3.110	77.8	3.063	41	1.614	1.2	.047	20	290	DIN 6537 K
7.40	.291	38.2	1.504	5	8	860.1-0740-040A1-PM	★	8.0	.315	91	3.583	89.8	3.535	53	2.087	1.2	.047	20	290	DIN 6537 L
7.40	.291	60.4	2.378	8	8	860.1-0740-064A1-PM	★	8.0	.315	116	4.567	114.8	4.520	77	3.032	1.2	.047	20	290	COROMANT
7.50	.295	23.7	.933	3	8	860.1-0750-028A1-PM	★	8.0	.315	79	3.110	77.8	3.063	41	1.614	1.2	.047	20	290	DIN 6537 K
7.50	.295	38.7	1.524	5	8	860.1-0750-040A1-PM	★	8.0	.315	91	3.583	89.8	3.535	53	2.087	1.2	.047	20	290	DIN 6537 L
7.50	.295	61.2	2.409	8	8	860.1-0750-064A1-PM	★	8.0	.315	116	4.567	114.8	4.520	77	3.032	1.2	.047	20	290	COROMANT
7.54	.297	38.9	1.532	5	8	860.1-0754-040A1-PM	★	8.0	.315	91	3.583	89.8	3.535	53	2.087	1.2	.047	20	290	DIN 6537 L



B76



E9



E28



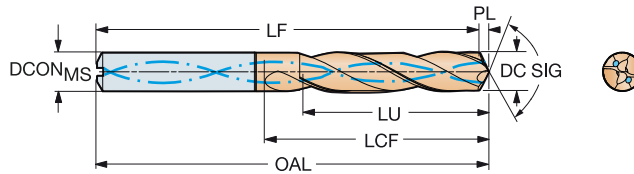

E14

Broca CoroDrill® 860 inteiriça de metal duro

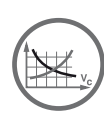
Para aços

Refrigeração interna

TCHA H8
SIG 147°



							p	Dimensões, mm, pol.														
DC	DC*	LU	LU*	ULDR	CZG _{MS}	Código para pedido	4234	DC CON _{MS}	DC CON _{MS} *	OAL	OAL*	LF	LF*	LCF	LCF*	PL	PL*	BAR	PSI	BSG		
7.60	.299	24.0	.945	3	8	860.1-0760-028A1-PM	★	8.0	.315	79	3.110	77.8	3.063	41	1.614	1.2	.047	20	290	DIN 6537 K		
7.60	.299	62.0	2.441	8	8	860.1-0760-064A1-PM	★	8.0	.315	116	4.567	114.8	4.520	77	3.032	1.2	.047	20	290	COROMANT		
7.70	.303	24.3	.957	3	8	860.1-0770-028A1-PM	★	8.0	.315	79	3.110	77.8	3.063	41	1.614	1.2	.047	20	290	DIN 6537 K		
7.70	.303	39.7	1.563	5	8	860.1-0770-040A1-PM	★	8.0	.315	91	3.583	89.8	3.535	53	2.087	1.2	.047	20	290	DIN 6537 L		
7.70	.303	62.8	2.472	8	8	860.1-0770-064A1-PM	★	8.0	.315	116	4.567	114.8	4.520	78	3.071	1.2	.047	20	290	COROMANT		
7.80	.307	24.7	.972	3	8	860.1-0780-028A1-PM	★	8.0	.315	79	3.110	77.7	3.059	41	1.614	1.3	.051	20	290	DIN 6537 K		
7.80	.307	40.3	1.587	5	8	860.1-0780-040A1-PM	★	8.0	.315	91	3.583	89.7	3.532	53	2.087	1.3	.051	20	290	DIN 6537 L		
7.80	.307	63.7	2.508	8	8	860.1-0780-064A1-PM	★	8.0	.315	116	4.567	114.7	4.516	78	3.071	1.3	.051	20	290	COROMANT		
7.90	.311	25.0	.984	3	8	860.1-0790-028A1-PM	★	8.0	.315	79	3.110	77.7	3.059	41	1.614	1.3	.051	20	290	DIN 6537 K		
7.90	.311	40.8	1.606	5	8	860.1-0790-040A1-PM	★	8.0	.315	91	3.583	89.7	3.532	53	2.087	1.3	.051	20	290	DIN 6537 L		
7.94	.313	25.1	.988	3	8	860.1-0794-028A1-PM	★	8.0	.315	79	3.110	77.7	3.059	41	1.614	1.3	.051	20	290	DIN 6537 K		
7.94	.313	41.0	1.614	5	8	860.1-0794-040A1-PM	★	8.0	.315	91	3.583	89.7	3.532	53	2.087	1.3	.051	20	290	DIN 6537 L		
7.94	.313	64.8	2.551	8	8	860.1-0794-064A1-PM	★	8.0	.315	116	4.567	114.7	4.516	78	3.071	1.3	.051	20	290	COROMANT		
8.00	.315	25.3	.996	3	8	860.1-0800-028A1-PM	★	8.0	.315	79	3.110	77.7	3.059	41	1.614	1.3	.051	20	290	DIN 6537 K		
8.00	.315	41.3	1.626	5	8	860.1-0800-040A1-PM	★	8.0	.315	91	3.583	89.7	3.532	53	2.087	1.3	.051	20	290	DIN 6537 L		
8.00	.315	65.3	2.571	8	8	860.1-0800-064A1-PM	★	8.0	.315	116	4.567	114.7	4.516	78	3.071	1.3	.051	20	290	COROMANT		
8.10	.319	25.6	1.008	3	10	860.1-0810-031A1-PM	★	10.0	.394	89	3.504	87.7	3.453	47	1.850	1.3	.051	20	290	DIN 6537 K		
8.10	.319	41.8	1.646	5	10	860.1-0810-045A1-PM	★	10.0	.394	103	4.055	101.7	4.004	61	2.402	1.3	.051	20	290	DIN 6537 L		
8.10	.319	66.1	2.602	8	10	860.1-0810-080A1-PM	★	10.0	.394	139	5.472	137.7	5.421	94	3.701	1.3	.051	20	290	COROMANT		
8.15	.321	42.1	1.657	5	10	860.1-0815-045A1-PM	★	10.0	.394	103	4.055	101.7	4.004	61	2.402	1.3	.051	20	290	DIN 6537 L		
8.20	.323	25.9	1.020	3	10	860.1-0820-031A1-PM	★	10.0	.394	89	3.504	87.7	3.453	47	1.850	1.3	.051	20	290	DIN 6537 K		
8.20	.323	42.3	1.665	5	10	860.1-0820-045A1-PM	★	10.0	.394	103	4.055	101.7	4.004	61	2.402	1.3	.051	20	290	DIN 6537 L		
8.20	.323	66.9	2.634	8	10	860.1-0820-080A1-PM	★	10.0	.394	139	5.472	137.7	5.421	94	3.701	1.3	.051	20	290	COROMANT		
8.30	.327	26.3	1.035	3	10	860.1-0830-031A1-PM	★	10.0	.394	89	3.504	87.6	3.449	47	1.850	1.4	.055	20	290	DIN 6537 K		
8.30	.327	42.9	1.689	5	10	860.1-0830-045A1-PM	★	10.0	.394	103	4.055	101.6	4.000	61	2.402	1.4	.055	20	290	DIN 6537 L		
8.30	.327	67.8	2.669	8	10	860.1-0830-080A1-PM	★	10.0	.394	139	5.472	137.6	5.417	94	3.701	1.4	.055	20	290	COROMANT		
8.33	.328	43.0	1.693	5	10	860.1-0833-045A1-PM	★	10.0	.394	103	4.055	101.6	4.000	61	2.402	1.4	.055	20	290	DIN 6537 L		
8.40	.331	26.6	1.047	3	10	860.1-0840-031A1-PM	★	10.0	.394	89	3.504	87.6	3.449	47	1.850	1.4	.055	20	290	DIN 6537 K		
8.40	.331	43.4	1.709	5	10	860.1-0840-045A1-PM	★	10.0	.394	103	4.055	101.6	4.000	61	2.402	1.4	.055	20	290	DIN 6537 L		
8.40	.331	68.6	2.701	8	10	860.1-0840-080A1-PM	★	10.0	.394	139	5.472	137.6	5.417	94	3.701	1.4	.055	20	290	COROMANT		
8.50	.335	26.9	1.059	3	10	860.1-0850-031A1-PM	★	10.0	.394	89	3.504	87.6	3.449	47	1.850	1.4	.055	20	290	DIN 6537 K		
8.50	.335	43.9	1.728	5	10	860.1-0850-045A1-PM	★	10.0	.394	103	4.055	101.6	4.000	61	2.402	1.4	.055	20	290	DIN 6537 L		
8.50	.335	69.4	2.732	8	10	860.1-0850-080A1-PM	★	10.0	.394	139	5.472	137.6	5.417	95	3.740	1.4	.055	20	290	COROMANT		
8.60	.339	27.2	1.071	3	10	860.1-0860-031A1-PM	★	10.0	.394	89	3.504	87.6	3.449	47	1.850	1.4	.055	20	290	DIN 6537 K		
8.60	.339	44.4	1.748	5	10	860.1-0860-045A1-PM	★	10.0	.394	103	4.055	101.6	4.000	61	2.402	1.4	.055	20	290	DIN 6537 L		
8.60	.339	70.2	2.764	8	10	860.1-0860-080A1-PM	★	10.0	.394	139	5.472	137.6	5.417	95	3.740	1.4	.055	20	290	COROMANT		
8.70	.343	27.5	1.083	3	10	860.1-0870-031A1-PM	★	10.0	.394	89	3.504	87.6	3.449	47	1.850	1.4	.055	20	290	DIN 6537 K		
8.70	.343	44.9	1.768	5	10	860.1-0870-045A1-PM	★	10.0	.394	103	4.055	101.6	4.000	61	2.402	1.4	.055	20	290	DIN 6537 L		
8.70	.343	71.0	2.795	8	10	860.1-0870-080A1-PM	★	10.0	.394	139	5.472	137.6	5.417	95	3.740	1.4	.055	20	290	COROMANT		
8.73	.344	27.6	1.087	3	10	860.1-0873-031A1-PM	★	10.0	.394	89	3.504	87.6	3.449	47	1.850	1.4	.055	20	290	DIN 6537 K		
8.73	.344	45.1	1.776	5	10	860.1-0873-045A1-PM	★	10.0	.394	103	4.055	101.6	4.000	61	2.402	1.4	.055	20	290	DIN 6537 L		
8.73	.344	71.3	2.807	8	10	860.1-0873-080A1-PM	★	10.0	.394	139	5.472	137.6	5.417	95	3.740	1.4	.055	20	290	COROMANT		
8.80	.346	27.8	1.094	3	10	860.1-0880-031A1-PM	★	10.0	.394	89	3.504	87.6	3.449	47	1.850	1.4	.055	20	290	DIN 6537 K		
8.80	.346	45.4	1.787	5	10	860.1-0880-045A1-PM	★	10.0	.394	103	4.055	101.6	4.000	61	2.402	1.4	.055	20	290	DIN 6537 L		
8.80	.346	71.8	2.827	8	10	860.1-0880-080A1-PM	★	10.0	.394	139	5.472	137.6	5.417	95	3.740	1.4	.055	20	290	COROMANT		
8.90	.350	45.9	1.807	5	10	860.1-0890-045A1-PM	★	10.0	.394	103	4.055	101.6	4.000	61	2.402	1.4	.055	20	290	DIN 6537 L		
9.00	.354	28.5	1.122	3	10	860.1-0900-031A1-PM	★	10.0	.394	89	3.504	87.5	3.445	47	1.850	1.5	.059	20	290	DIN 6537 K		
9.00	.354	46.5	1.831	5	10	860.1-0900-045A1-PM	★	10.0	.394	103	4.055	101.5	3.996	61	2.402	1.5	.059	20	290	DIN 6537 L		
9.00	.354	73.5	2.894	8	10	860.1-0900-080A1-PM	★	10.0	.394	139	5.472	137.5	5.413	95	3.740	1.5	.059	20	290	COROMANT		
9.10	.358	28.8	1.134	3	10	860.1-0910-031A1-PM	★	10.0	.394	89	3.504	87.5	3.445	47	1.850	1.5	.059	20	290	DIN 6537 K		
9.10	.358	47.0	1.850	5	10	860.1-0910-045A1-PM	★	10.0	.394	103	4.055	101.5	3.996	61	2.402	1.5	.059	20	290	DIN 6537 L		
9.10	.358	74.3	2.925	8	10	860.1-0910-080A1-PM	★	10.0	.394	139	5.472	137.5	5.413	95	3.740	1.5	.059	20	290	COROMANT		



B76



E9



E28



E14



CoroDrill® 860

Brocas de alto desempenho para aços inoxidáveis

Aplicação

860-MM: Aços inoxidáveis com cavacos longos como aços inoxidáveis austeníticos, superausteníticos, ferríticos e duplex

O


C

Área de aplicação ISO:

M

Características e benefícios

- Dados de corte otimizados
- Baixo custo por furo
- Confiabilidade de desempenho melhorada
- Escoamento de cavacos sem problemas
- Vida útil da ferramenta longa, formação de desgaste controlada
- Tolerância do furo consistente
- Pode ser recondicionada até 3 vezes conforme especificação original



www.sandvik.coromant.com/corodrill860

Recomendações

É recomendado o uso de mandris de precisão hidráulicos.
Recomenda-se uso de refrigeração interna, pressão mínima recomendada de 20 bars

Para mandris, veja o catálogo de ferramentas rotativas.



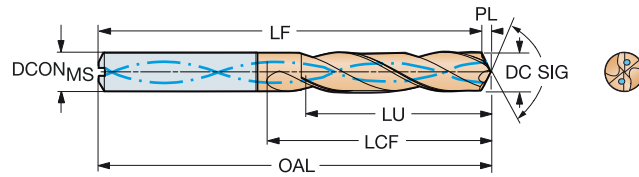
E14

Broca CoroDrill® 860 inteiriça de metal duro

Para aços inoxidáveis

Refrigeração interna

TCHA H8
SIG 140°



							M	Dimensões, mm, pol.													
DC	DC*	LU	LU*	ULDR	CZC _{MS}	Código para pedido	2214	DCON _{MS}	DCON _{MS} *	OAL	OAL*	LF	LF*	LCF	LCF*	PL	PL*	(BAR)	(PSI)	BSG	
3.00	.118	9.5	.374	3	6	860.1-0300-009A1-MM	*	6.0	.236	62	2.441	61.5	2.421	20	.787	0.5	.020	20	290	DIN 6537 K	
3.00	.118	15.5	.610	5	6	860.1-0300-015A1-MM	*	6.0	.236	66	2.598	65.5	2.579	28	1.102	0.5	.020	20	290	DIN 6537 L	
3.00	.118	24.0	.945	8	6	860.1-0300-024A1-MM	*	6.0	.236	74	2.913	73.5	2.894	34	1.339	0.5	.020	20	290	COROMANT	
3.10	.122	9.8	.386	3	6	860.1-0310-009A1-MM	*	6.0	.236	62	2.441	61.5	2.421	20	.787	0.5	.020	20	290	DIN 6537 K	
3.10	.122	25.0	.984	8	6	860.1-0310-025A1-MM	*	6.0	.236	74	2.913	73.5	2.894	34	1.339	0.5	.020	20	290	COROMANT	
3.18	.125	16.4	.646	5	6	860.1-0318-016A1-MM	*	6.0	.236	66	2.598	65.5	2.579	28	1.102	0.5	.020	20	290	DIN 6537 L	
3.20	.126	16.5	.650	5	6	860.1-0320-016A1-MM	*	6.0	.236	66	2.598	65.5	2.579	28	1.102	0.5	.020	20	290	DIN 6537 L	
3.30	.130	10.4	.409	3	6	860.1-0330-010A1-MM	*	6.0	.236	62	2.441	61.5	2.421	20	.787	0.5	.020	20	290	DIN 6537 K	
3.30	.130	17.0	.669	5	6	860.1-0330-017A1-MM	*	6.0	.236	66	2.598	65.5	2.579	28	1.102	0.5	.020	20	290	DIN 6537 L	
3.30	.130	26.0	1.024	7	6	860.1-0330-026A1-MM	*	6.0	.236	74	2.913	73.5	2.894	35	1.378	0.5	.020	20	290	COROMANT	
3.40	.134	27.0	1.063	7	6	860.1-0340-027A1-MM	*	6.0	.236	74	2.913	73.4	2.890	35	1.378	0.6	.024	20	290	COROMANT	
3.50	.138	11.1	.437	3	6	860.1-0350-011A1-MM	*	6.0	.236	62	2.441	61.4	2.417	20	.787	0.6	.024	20	290	DIN 6537 K	
3.50	.138	18.1	.713	5	6	860.1-0350-018A1-MM	*	6.0	.236	66	2.598	65.4	2.575	28	1.102	0.6	.024	20	290	DIN 6537 L	
3.50	.138	28.0	1.102	8	6	860.1-0350-028A1-MM	*	6.0	.236	74	2.913	73.4	2.890	35	1.378	0.6	.024	20	290	COROMANT	
3.60	.142	11.4	.449	3	6	860.1-0360-011A1-MM	*	6.0	.236	62	2.441	61.4	2.417	20	.787	0.6	.024	20	290	DIN 6537 K	
3.70	.146	19.1	.752	5	6	860.1-0370-019A1-MM	*	6.0	.236	66	2.598	65.4	2.575	28	1.102	0.6	.024	20	290	DIN 6537 L	
3.70	.146	30.0	1.181	8	6	860.1-0370-030A1-MM	*	6.0	.236	74	2.913	73.4	2.890	36	1.417	0.6	.024	20	290	COROMANT	
3.80	.150	12.0	.472	3	6	860.1-0380-011A1-MM	*	6.0	.236	66	2.598	65.4	2.575	24	.945	0.6	.024	20	290	DIN 6537 K	
3.80	.150	19.6	.772	5	6	860.1-0380-019A1-MM	*	6.0	.236	74	2.913	73.4	2.890	36	1.417	0.6	.024	20	290	DIN 6537 L	
3.80	.150	30.0	1.181	7	6	860.1-0380-030A1-MM	*	6.0	.236	85	3.346	84.4	3.323	44	1.732	0.6	.024	20	290	COROMANT	
4.00	.157	12.7	.500	3	6	860.1-0400-012A1-MM	*	6.0	.236	66	2.598	65.3	2.571	24	.945	0.7	.028	20	290	DIN 6537 K	
4.00	.157	20.7	.815	5	6	860.1-0400-020A1-MM	*	6.0	.236	74	2.913	73.3	2.886	36	1.417	0.7	.028	20	290	DIN 6537 L	
4.00	.157	32.0	1.260	8	6	860.1-0400-032A1-MM	*	6.0	.236	85	3.346	84.3	3.319	44	1.732	0.7	.028	20	290	COROMANT	
4.20	.165	13.3	.524	3	6	860.1-0420-013A1-MM	*	6.0	.236	66	2.598	65.3	2.571	24	.945	0.7	.028	20	290	DIN 6537 K	
4.20	.165	21.7	.854	5	6	860.1-0420-021A1-MM	*	6.0	.236	74	2.913	73.3	2.886	36	1.417	0.7	.028	20	290	DIN 6537 L	
4.20	.165	34.0	1.339	8	6	860.1-0420-034A1-MM	*	6.0	.236	85	3.346	84.3	3.319	45	1.772	0.7	.028	20	290	COROMANT	
4.30	.169	13.6	.535	3	6	860.1-0430-013A1-MM	*	6.0	.236	66	2.598	65.3	2.571	24	.945	0.7	.028	20	290	DIN 6537 K	
4.30	.169	22.2	.874	5	6	860.1-0430-022A1-MM	*	6.0	.236	74	2.913	73.3	2.886	36	1.417	0.7	.028	20	290	DIN 6537 L	
4.30	.169	34.0	1.339	7	6	860.1-0430-034A1-MM	*	6.0	.236	85	3.346	84.3	3.319	45	1.772	0.7	.028	20	290	COROMANT	
4.37	.172	13.8	.543	3	6	860.1-0437-013A1-MM	*	6.0	.236	66	2.598	65.3	2.571	24	.945	0.7	.028	20	290	DIN 6537 K	
4.37	.172	22.5	.886	5	6	860.1-0437-022A1-MM	*	6.0	.236	74	2.913	73.3	2.886	36	1.417	0.7	.028	20	290	DIN 6537 L	
4.40	.173	13.9	.547	3	6	860.1-0440-013A1-MM	*	6.0	.236	66	2.598	65.3	2.571	24	.945	0.7	.028	20	290	DIN 6537 K	
4.40	.173	22.7	.894	5	6	860.1-0440-022A1-MM	*	6.0	.236	74	2.913	73.3	2.886	36	1.417	0.7	.028	20	290	DIN 6537 L	
4.40	.173	35.0	1.378	7	6	860.1-0440-035A1-MM	*	6.0	.236	85	3.346	84.3	3.319	45	1.772	0.7	.028	20	290	COROMANT	
4.50	.177	14.2	.559	3	6	860.1-0450-014A1-MM	*	6.0	.236	66	2.598	65.3	2.571	24	.945	0.7	.028	20	290	DIN 6537 K	
4.50	.177	23.2	.913	5	6	860.1-0450-023A1-MM	*	6.0	.236	74	2.913	73.3	2.886	36	1.417	0.7	.028	20	290	DIN 6537 L	
4.50	.177	36.0	1.417	8	6	860.1-0450-036A1-MM	*	6.0	.236	85	3.346	84.3	3.319	46	1.811	0.7	.028	20	290	COROMANT	
4.60	.181	23.8	.937	5	6	860.1-0460-023A1-MM	*	6.0	.236	74	2.913	73.2	2.882	36	1.417	0.8	.031	20	290	DIN 6537 L	
4.60	.181	37.0	1.457	8	6	860.1-0460-037A1-MM	*	6.0	.236	85	3.346	84.2	3.315	46	1.811	0.8	.031	20	290	COROMANT	
4.70	.185	24.3	.957	5	6	860.1-0470-024A1-MM	*	6.0	.236	74	2.913	73.2	2.882	36	1.417	0.8	.031	20	290	DIN 6537 L	
4.76	.187	15.1	.594	3	6	860.1-0476-014A1-MM	*	6.0	.236	66	2.598	65.2	2.567	28	1.102	0.8	.031	20	290	DIN 6537 K	
4.80	.189	15.2	.598	3	6	860.1-0480-014A1-MM	*	6.0	.236	66	2.598	65.2	2.567	28	1.102	0.8	.031	20	290	DIN 6537 K	
4.80	.189	38.0	1.496	7	6	860.1-0480-038A1-MM	*	6.0	.236	97	3.819	96.2	3.787	56	2.205	0.8	.031	20	290	COROMANT	
4.90	.193	25.3	.996	5	6	860.1-0490-025A1-MM	*	6.0	.236	82	3.228	81.2	3.197	44	1.732	0.8	.031	20	290	DIN 6537 L	
5.00	.197	15.8	.622	3	6	860.1-0500-015A1-MM	*	6.0	.236	66	2.598	65.2	2.567	28	1.102	0.8	.031	20	290	DIN 6537 K	
5.00	.197	25.8	1.016	5	6	860.1-0500-025A1-MM	*	6.0	.236	82	3.228	81.2	3.197	44	1.732	0.8	.031	20	290	DIN 6537 L	
5.00	.197	40.0	1.575	8	6	860.1-0500-040A1-MM	*	6.0	.236	97	3.819	96.2	3.787	57	2.244	0.8	.031	20	290	COROMANT	
5.10	.201	16.1	.634	3	6	860.1-0510-015A1-MM	*	6.0	.236	66	2.598	65.2	2.567	28	1.102	0.8	.031	20	290	DIN 6537 K	
5.10	.201	26.3	1.035	5	6	860.1-0510-026A1-MM	*	6.0	.236	82	3.228	81.2	3.197	44	1.732	0.8	.031	20	290	DIN 6537 L	
5.16	.203	16.3	.642	3	6	860.1-0516-016A1-MM	*	6.0	.236	66	2.598	65.2	2.567	28	1.102	0.8	.031	20	290	DIN 6537 K	
5.20	.205	16.5	.650	3	6	860.1-0520-016A1-MM	*	6.0	.236	66	2.598	65.1	2.563	28	1.102	0.9	.035	20	290	DIN 6537 K	



B81



E9



E28



E14

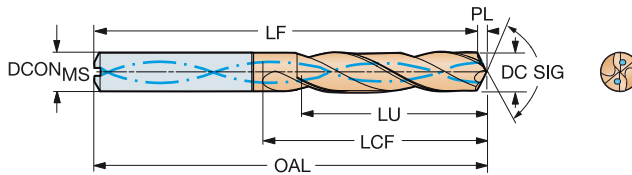


Broca CoroDrill® 860 inteiriça de metal duro

Para aços inoxidáveis

Refrigeração interna

TCHA H8
SIG 140°



											M Dimensões, mm, pol.										
											2014										
DC	DC*	LU	LU*	ULDR	CZGMS	Código para pedido	DCONMS	DCONMS*	OAL	OAL*	LF	LF*	LCF	LCF*	PL	PL*	BAR	PSI	BSG		
5.20	.205	26.9	1.059	5	6	860.1-0520-026A1-MM	★	6.0	.236	82	3.228	81.1	3.193	44	1.732	0.9	.035	20	290	DIN 6537 L	
5.30	.209	27.4	1.079	5	6	860.1-0530-027A1-MM	★	6.0	.236	82	3.228	81.1	3.193	44	1.732	0.9	.035	20	290	DIN 6537 L	
5.50	.217	17.4	.685	3	6	860.1-0550-017A1-MM	★	6.0	.236	66	2.598	65.1	2.563	28	1.102	0.9	.035	20	290	DIN 6537 K	
5.50	.217	28.4	1.118	5	6	860.1-0550-028A1-MM	★	6.0	.236	82	3.228	81.1	3.193	44	1.732	0.9	.035	20	290	DIN 6537 L	
5.50	.217	44.0	1.732	8	6	860.1-0550-044A1-MM	★	6.0	.236	97	3.819	96.1	3.783	57	2.244	0.9	.035	20	290	COROMANT	
5.56	.219	17.6	.693	3	6	860.1-0556-017A1-MM	★	6.0	.236	66	2.598	65.1	2.563	28	1.102	0.9	.035	20	290	DIN 6537 K	
5.80	.228	17.6	.693	3	6	860.1-0580-017A1-MM	★	6.0	.236	66	2.598	65.0	2.559	28	1.102	1.0	.039	20	290	DIN 6537 K	
5.80	.228	46.0	1.811	7	6	860.1-0580-046A1-MM	★	6.0	.236	97	3.819	96.0	3.780	58	2.283	1.0	.039	20	290	COROMANT	
5.90	.232	30.5	1.201	5	6	860.1-0590-030A1-MM	★	6.0	.236	82	3.228	81.0	3.189	44	1.732	1.0	.039	20	290	DIN 6537 L	
6.00	.236	19.0	.748	3	6	860.1-0600-018A1-MM	★	6.0	.236	66	2.598	65.0	2.559	28	1.102	1.0	.039	20	290	DIN 6537 K	
6.00	.236	31.0	1.220	5	6	860.1-0600-030A1-MM	★	6.0	.236	82	3.228	81.0	3.189	44	1.732	1.0	.039	20	290	DIN 6537 L	
6.00	.236	48.0	1.890	8	6	860.1-0600-048A1-MM	★	6.0	.236	97	3.819	96.0	3.780	58	2.283	1.0	.039	20	290	COROMANT	
6.10	.240	31.5	1.240	5	8	860.1-0610-031A1-MM	★	8.0	.315	91	3.583	90.0	3.543	53	2.087	1.0	.039	20	290	DIN 6537 L	
6.10	.240	49.0	1.929	8	8	860.1-0610-049A1-MM	★	8.0	.315	106	4.173	105.0	4.134	67	2.638	1.0	.039	20	290	COROMANT	
6.20	.244	32.0	1.260	5	8	860.1-0620-031A1-MM	★	8.0	.315	91	3.583	90.0	3.543	53	2.087	1.0	.039	20	290	DIN 6537 L	
6.20	.244	50.0	1.969	8	8	860.1-0620-050A1-MM	★	8.0	.315	106	4.173	105.0	4.134	67	2.638	1.0	.039	20	290	COROMANT	
6.35	.250	20.1	.791	3	8	860.1-0635-019A1-MM	★	8.0	.315	79	3.110	78.0	3.071	34	1.339	1.0	.039	20	290	DIN 6537 K	
6.35	.250	32.8	1.291	5	8	860.1-0635-032A1-MM	★	8.0	.315	91	3.583	90.0	3.543	53	2.087	1.0	.039	20	290	DIN 6537 L	
6.35	.250	51.0	2.008	8	8	860.1-0635-051A1-MM	★	8.0	.315	106	4.173	105.0	4.134	67	2.638	1.0	.039	20	290	COROMANT	
6.50	.256	20.6	.811	3	8	860.1-0650-020A1-MM	★	8.0	.315	79	3.110	77.9	3.067	34	1.339	1.1	.043	20	290	DIN 6537 K	
6.50	.256	33.6	1.323	5	8	860.1-0650-033A1-MM	★	8.0	.315	91	3.583	89.9	3.539	53	2.087	1.1	.043	20	290	DIN 6537 L	
6.50	.256	52.0	2.047	8	8	860.1-0650-052A1-MM	★	8.0	.315	106	4.173	104.9	4.130	67	2.638	1.1	.043	20	290	COROMANT	
6.60	.260	20.9	.823	3	8	860.1-0660-020A1-MM	★	8.0	.315	79	3.110	77.9	3.067	34	1.339	1.1	.043	20	290	DIN 6537 K	
6.60	.260	34.1	1.343	5	8	860.1-0660-033A1-MM	★	8.0	.315	91	3.583	89.9	3.539	53	2.087	1.1	.043	20	290	DIN 6537 L	
6.70	.264	34.6	1.362	5	8	860.1-0670-034A1-MM	★	8.0	.315	91	3.583	89.9	3.539	53	2.087	1.1	.043	20	290	DIN 6537 L	
6.75	.266	21.3	.839	3	8	860.1-0675-020A1-MM	★	8.0	.315	79	3.110	77.9	3.067	34	1.339	1.1	.043	20	290	DIN 6537 K	
6.80	.268	21.5	.846	3	8	860.1-0680-020A1-MM	★	8.0	.315	79	3.110	77.9	3.067	34	1.339	1.1	.043	20	290	DIN 6537 K	
6.80	.268	35.1	1.382	5	8	860.1-0680-034A1-MM	★	8.0	.315	91	3.583	89.9	3.539	53	2.087	1.1	.043	20	290	DIN 6537 L	
6.80	.268	54.0	2.126	7	8	860.1-0680-054A1-MM	★	8.0	.315	106	4.173	104.9	4.130	67	2.638	1.1	.043	20	290	COROMANT	
6.90	.272	21.8	.858	3	8	860.1-0690-021A1-MM	★	8.0	.315	79	3.110	77.9	3.067	34	1.339	1.1	.043	20	290	DIN 6537 K	
6.90	.272	35.6	1.402	5	8	860.1-0690-035A1-MM	★	8.0	.315	91	3.583	89.9	3.539	53	2.087	1.1	.043	20	290	DIN 6537 L	
6.90	.272	55.0	2.165	7	8	860.1-0690-055A1-MM	★	8.0	.315	106	4.173	104.9	4.130	68	2.677	1.1	.043	20	290	COROMANT	
7.00	.276	22.1	.870	3	8	860.1-0700-021A1-MM	★	8.0	.315	79	3.110	77.9	3.067	34	1.339	1.1	.043	20	290	DIN 6537 K	
7.00	.276	36.1	1.421	5	8	860.1-0700-035A1-MM	★	8.0	.315	91	3.583	89.9	3.539	53	2.087	1.1	.043	20	290	DIN 6537 L	
7.00	.276	56.0	2.205	8	8	860.1-0700-056A1-MM	★	8.0	.315	106	4.173	104.9	4.130	68	2.677	1.1	.043	20	290	COROMANT	
7.10	.280	57.0	2.244	8	8	860.1-0710-057A1-MM	★	8.0	.315	116	4.567	114.8	4.520	77	3.032	1.2	.047	20	290	COROMANT	
7.14	.281	22.6	.890	3	8	860.1-0714-021A1-MM	★	8.0	.315	79	3.110	77.8	3.063	41	1.614	1.2	.047	20	290	DIN 6537 K	
7.14	.281	57.0	2.244	7	8	860.1-0714-057A1-MM	★	8.0	.315	116	4.567	114.8	4.520	77	3.032	1.2	.047	20	290	COROMANT	
7.40	.291	23.4	.921	3	8	860.1-0740-022A1-MM	★	8.0	.315	79	3.110	77.8	3.063	41	1.614	1.2	.047	20	290	DIN 6537 K	
7.50	.295	23.7	.933	3	8	860.1-0750-023A1-MM	★	8.0	.315	79	3.110	77.8	3.063	41	1.614	1.2	.047	20	290	DIN 6537 K	
7.50	.295	38.7	1.524	5	8	860.1-0750-038A1-MM	★	8.0	.315	91	3.583	89.8	3.535	53	2.087	1.2	.047	20	290	DIN 6537 L	
7.80	.307	24.7	.972	3	8	860.1-0780-023A1-MM	★	8.0	.315	79	3.110	77.7	3.059	41	1.614	1.3	.051	20	290	DIN 6537 K	
7.80	.307	40.3	1.587	5	8	860.1-0780-039A1-MM	★	8.0	.315	91	3.583	89.7	3.532	53	2.087	1.3	.051	20	290	DIN 6537 L	
7.80	.307	62.0	2.441	7	8	860.1-0780-062A1-MM	★	8.0	.315	116	4.567	114.7	4.516	78	3.071	1.3	.051	20	290	COROMANT	
7.94	.313	64.0	2.520	8	8	860.1-0794-064A1-MM	★	8.0	.315	116	4.567	114.7	4.516	78	3.071	1.3	.051	20	290	COROMANT	
8.00	.315	25.3	.996	3	8	860.1-0800-024A1-MM	★	8.0	.315	79	3.110	77.7	3.059	41	1.614	1.3	.051	20	290	DIN 6537 K	
8.00	.315	41.3	1.626	5	8	860.1-0800-040A1-MM	★	8.0	.315	91	3.583	89.7	3.532	53	2.087	1.3	.051	20	290	DIN 6537 L	
8.00	.315	64.0	2.520	8	8	860.1-0800-064A1-MM	★	8.0	.315	116	4.567	114.7	4.516	78	3.071	1.3	.051	20	290	COROMANT	
8.10	.319	25.6	1.008	3	10	860.1-0810-024A1-MM	★	10.0	.394	89	3.504	87.7	3.453	47	1.850	1.3	.051	20	290	DIN 6537 K	
8.10	.319	65.0	2.559	8	10	860.1-0810-065A1-MM	★	10.0	.394	139	5.472	137.7	5.421	94	3.701	1.3	.051	20	290	COROMANT	
8.20	.323	25.9	1.020	3	10	860.1-0820-025A1-MM	★	10.0	.394	89	3.504	87.7	3.453	47	1.850	1.3	.051	20	290	DIN 6537 K	

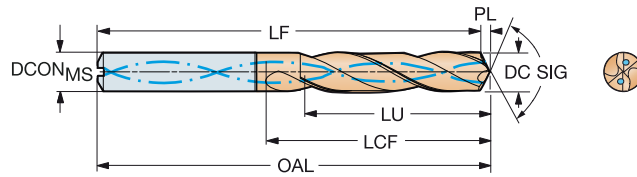


Broca CoroDrill® 860 inteiriça de metal duro

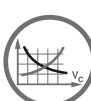
Para aços inoxidáveis

Refrigeração interna

TCHA H8
SIG 140°



											M										
											Dimensões, mm, pol.										
DC	DC*	LU	LU*	ULDR	CZC _{MS}	Código para pedido	2214	DCON _{MS}	DCON _{MS} ^R	OAL	OAL ^R	LF	LF ^R	LCF	LCF ^R	PL	PL ^R	BAR	PSI	BSG	
8.20	.323	42.3	1.665	5	10	860.1-0820-041A1-MM	★	10.0	.394	103	4.055	101.7	4.004	61	2.402	1.3	.051	20	290	DIN 6537 L	
8.40	.331	43.4	1.709	5	10	860.1-0840-042A1-MM	★	10.0	.394	103	4.055	101.6	4.000	61	2.402	1.4	.055	20	290	DIN 6537 L	
8.50	.335	26.9	1.059	3	10	860.1-0850-026A1-MM	★	10.0	.394	89	3.504	87.6	3.449	47	1.850	1.4	.055	20	290	DIN 6537 K	
8.50	.335	43.9	1.728	5	10	860.1-0850-043A1-MM	★	10.0	.394	103	4.055	101.6	4.000	61	2.402	1.4	.055	20	290	DIN 6537 L	
8.50	.335	68.0	2.677	8	10	860.1-0850-068A1-MM	★	10.0	.394	139	5.472	137.6	5.417	95	3.740	1.4	.055	20	290	COROMANT	
8.60	.339	27.2	1.071	3	10	860.1-0860-026A1-MM	★	10.0	.394	89	3.504	87.6	3.449	47	1.850	1.4	.055	20	290	DIN 6537 K	
8.60	.339	44.4	1.748	5	10	860.1-0860-043A1-MM	★	10.0	.394	103	4.055	101.6	4.000	61	2.402	1.4	.055	20	290	DIN 6537 L	
8.60	.339	69.0	2.717	8	10	860.1-0860-069A1-MM	★	10.0	.394	139	5.472	137.6	5.417	95	3.740	1.4	.055	20	290	COROMANT	
8.70	.343	27.5	1.083	3	10	860.1-0870-026A1-MM	★	10.0	.394	89	3.504	87.6	3.449	47	1.850	1.4	.055	20	290	DIN 6537 K	
8.70	.343	44.9	1.768	5	10	860.1-0870-044A1-MM	★	10.0	.394	103	4.055	101.6	4.000	61	2.402	1.4	.055	20	290	DIN 6537 L	
8.70	.343	70.0	2.756	8	10	860.1-0870-070A1-MM	★	10.0	.394	139	5.472	137.6	5.417	95	3.740	1.4	.055	20	290	COROMANT	
8.80	.346	27.8	1.094	3	10	860.1-0880-026A1-MM	★	10.0	.394	89	3.504	87.6	3.449	47	1.850	1.4	.055	20	290	DIN 6537 K	
8.80	.346	70.0	2.756	7	10	860.1-0880-070A1-MM	★	10.0	.394	139	5.472	137.6	5.417	95	3.740	1.4	.055	20	290	COROMANT	
9.00	.354	28.5	1.122	3	10	860.1-0900-027A1-MM	★	10.0	.394	89	3.504	87.5	3.445	47	1.850	1.5	.059	20	290	DIN 6537 K	
9.00	.354	46.5	1.831	5	10	860.1-0900-045A1-MM	★	10.0	.394	103	4.055	101.5	3.996	61	2.402	1.5	.059	20	290	DIN 6537 L	
9.00	.354	72.0	2.835	8	10	860.1-0900-072A1-MM	★	10.0	.394	139	5.472	137.5	5.413	95	3.740	1.5	.059	20	290	COROMANT	
9.10	.358	73.0	2.874	8	10	860.1-0910-073A1-MM	★	10.0	.394	139	5.472	137.5	5.413	95	3.740	1.5	.059	20	290	COROMANT	
9.30	.366	29.4	1.157	3	10	860.1-0930-028A1-MM	★	10.0	.394	89	3.504	87.5	3.445	47	1.850	1.5	.059	20	290	DIN 6537 K	
9.30	.366	48.0	1.890	5	10	860.1-0930-047A1-MM	★	10.0	.394	103	4.055	101.5	3.996	61	2.402	1.5	.059	20	290	DIN 6537 L	
9.40	.370	75.0	2.953	7	10	860.1-0940-075A1-MM	★	10.0	.394	139	5.472	137.5	5.413	96	3.780	1.5	.059	20	290	COROMANT	
9.50	.374	30.1	1.185	3	10	860.1-0950-029A1-MM	★	10.0	.394	89	3.504	87.4	3.441	47	1.850	1.6	.063	20	290	DIN 6537 K	
9.50	.374	48.7	1.917	5	10	860.1-0950-048A1-MM	★	10.0	.394	103	4.055	101.4	3.992	61	2.402	1.6	.063	20	290	DIN 6537 L	
9.50	.374	76.0	2.992	8	10	860.1-0950-076A1-MM	★	10.0	.394	139	5.472	137.4	5.409	96	3.780	1.6	.063	20	290	COROMANT	
9.53	.375	76.0	2.992	7	10	860.1-0953-076A1-MM	★	10.0	.394	139	5.472	137.4	5.409	96	3.780	1.6	.063	20	290	COROMANT	
9.60	.378	30.4	1.197	3	10	860.1-0960-029A1-MM	★	10.0	.394	89	3.504	87.4	3.441	47	1.850	1.6	.063	20	290	DIN 6537 K	
9.60	.378	77.0	3.032	8	10	860.1-0960-077A1-MM	★	10.0	.394	139	5.472	137.4	5.409	96	3.780	1.6	.063	20	290	COROMANT	
9.80	.386	31.0	1.220	3	10	860.1-0980-029A1-MM	★	10.0	.394	89	3.504	87.4	3.441	47	1.850	1.6	.063	20	290	DIN 6537 K	
9.80	.386	48.3	1.902	4	10	860.1-0980-049A1-MM	★	10.0	.394	103	4.055	101.4	3.992	61	2.402	1.6	.063	20	290	DIN 6537 L	
10.00	.394	31.6	1.244	3	10	860.1-1000-030A1-MM	★	10.0	.394	89	3.504	87.4	3.441	47	1.850	1.6	.063	20	290	DIN 6537 K	
10.00	.394	48.0	1.890	4	10	860.1-1000-050A1-MM	★	10.0	.394	103	4.055	101.4	3.992	61	2.402	1.6	.063	20	290	DIN 6537 L	
10.00	.394	80.0	3.150	8	10	860.1-1000-080A1-MM	★	10.0	.394	139	5.472	137.4	5.409	96	3.780	1.6	.063	20	290	COROMANT	
10.10	.398	52.2	2.055	5	12	860.1-1010-051A1-MM	★	12.0	.472	118	4.646	116.3	4.579	71	2.795	1.7	.067	20	290	DIN 6537 L	
10.20	.402	32.3	1.272	3	12	860.1-1020-031A1-MM	★	12.0	.472	102	4.016	100.3	3.949	55	2.165	1.7	.067	20	290	DIN 6537 K	
10.20	.402	52.7	2.075	5	12	860.1-1020-051A1-MM	★	12.0	.472	118	4.646	116.3	4.579	71	2.795	1.7	.067	20	290	DIN 6537 L	
10.30	.406	32.6	1.283	3	12	860.1-1030-031A1-MM	★	12.0	.472	102	4.016	100.3	3.949	55	2.165	1.7	.067	20	290	DIN 6537 K	
10.30	.406	53.2	2.094	5	12	860.1-1030-052A1-MM	★	12.0	.472	118	4.646	116.3	4.579	71	2.795	1.7	.067	20	290	DIN 6537 L	
10.30	.406	82.0	3.228	7	12	860.1-1030-082A1-MM	★	12.0	.472	163	6.417	161.3	6.350	114	4.488	1.7	.067	20	290	COROMANT	
10.50	.413	33.2	1.307	3	12	860.1-1050-032A1-MM	★	12.0	.472	102	4.016	100.3	3.949	55	2.165	1.7	.067	20	290	DIN 6537 K	
10.50	.413	54.2	2.134	5	12	860.1-1050-053A1-MM	★	12.0	.472	118	4.646	116.3	4.579	71	2.795	1.7	.067	20	290	DIN 6537 L	
10.50	.413	84.0	3.307	8	12	860.1-1050-084A1-MM	★	12.0	.472	163	6.417	161.3	6.350	115	4.528	1.7	.067	20	290	COROMANT	
10.80	.425	34.2	1.346	3	12	860.1-1080-032A1-MM	★	12.0	.472	102	4.016	100.2	3.945	55	2.165	1.8	.071	20	290	DIN 6537 K	
11.00	.433	34.8	1.370	3	12	860.1-1100-033A1-MM	★	12.0	.472	102	4.016	100.2	3.945	55	2.165	1.8	.071	20	290	DIN 6537 K	
11.00	.433	56.8	2.236	5	12	860.1-1100-055A1-MM	★	12.0	.472	118	4.646	116.2	4.575	71	2.795	1.8	.071	20	290	DIN 6537 L	
11.00	.433	88.0	3.465	8	12	860.1-1100-088A1-MM	★	12.0	.472	163	6.417	161.2	6.346	115	4.528	1.8	.071	20	290	COROMANT	
11.10	.437	35.1	1.382	3	12	860.1-1110-033A1-MM	★	12.0	.472	102	4.016	100.2	3.945	55	2.165	1.8	.071	20	290	DIN 6537 K	
11.11	.437	89.0	3.504	8	12	860.1-1111-089A1-MM	★	12.0	.472	163	6.417	161.2	6.346	115	4.528	1.8	.071	20	290	COROMANT	
11.20	.441	57.6	2.268	5	12	860.1-1120-056A1-MM	★	12.0	.472	118	4.646	116.2	4.575	71	2.795	1.8	.071	20	290	DIN 6537 L	
11.50	.453	36.4	1.433	3	12	860.1-1150-035A1-MM	★	12.0	.472	102	4.016	100.1	3.941	55	2.165	1.9	.075	20	290	DIN 6537 K	
11.50	.453	57.2	2.252	4	12	860.1-1150-058A1-MM	★	12.0	.472	118	4.646	116.1	4.571	71	2.795	1.9	.075	20	290	DIN 6537 L	
11.70	.461	37.0	1.457	3	12	860.1-1170-035A1-MM	★	12.0	.472	102	4.016	100.1	3.941	55	2.165	1.9	.075	20	290	DIN 6537 K	



B81



E9



E28



E14

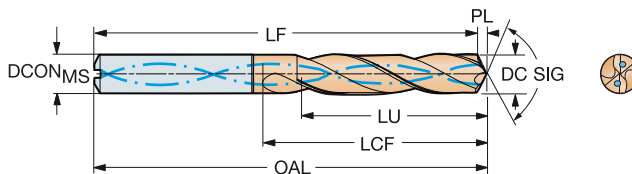


Broca CoroDrill® 860 inteiriça de metal duro

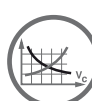
Para aços inoxidáveis

Refrigeração interna

TCHA H8
SIG 140°



											M Dimensões, mm, pol.										
											214										
DC	DC*	LU	LU*	ULDR	CZC _{MS}	Código para pedido	DCON _{MS}	DCON _{MS} *	OAL	OAL*	LF	LF*	LCF	LCF*	PL	PL*	BAR	PSI	BSG		
11.80	.465	37.3	1.469	3	12	860.1-1180-035A1-MM	★	12.0	.472	102	4.016	100.1	3.941	55	2.165	1.9	.075	20	290	DIN 6537 K	
11.80	.465	56.8	2.236	4	12	860.1-1180-059A1-MM	★	12.0	.472	118	4.646	116.1	4.571	71	2.795	1.9	.075	20	290	DIN 6537 L	
11.80	.465	94.0	3.701	7	12	860.1-1180-094A1-MM	★	12.0	.472	163	6.417	161.1	6.343	116	4.567	1.9	.075	20	290	COROMANT	
12.00	.472	38.0	1.496	3	12	860.1-1200-036A1-MM	★	12.0	.472	102	4.016	100.0	3.937	55	2.165	2.0	.079	20	290	DIN 6537 K	
12.00	.472	56.6	2.228	4	12	860.1-1200-060A1-MM	★	12.0	.472	118	4.646	116.0	4.567	71	2.795	2.0	.079	20	290	DIN 6537 L	
12.00	.472	96.0	3.780	8	12	860.1-1200-096A1-MM	★	12.0	.472	163	6.417	161.0	6.339	116	4.567	2.0	.079	20	290	COROMANT	
12.20	.480	38.6	1.520	3	14	860.1-1220-037A1-MM	★	14.0	.551	107	4.213	105.0	4.134	60	2.362	2.0	.079	20	290	DIN 6537 K	
12.50	.492	62.0	2.441	4	14	860.1-1250-063A1-MM	★	14.0	.551	124	4.882	122.0	4.803	77	3.032	2.0	.079	20	290	DIN 6537 L	
12.50	.492	100.0	3.937	8	14	860.1-1250-100A1-MM	★	14.0	.551	182	7.165	180.0	7.087	133	5.236	2.0	.079	20	290	COROMANT	
12.70	.500	40.2	1.583	3	14	860.1-1270-038A1-MM	★	14.0	.551	107	4.213	104.9	4.130	60	2.362	2.1	.083	20	290	DIN 6537 K	
12.70	.500	61.8	2.433	4	14	860.1-1270-064A1-MM	★	14.0	.551	124	4.882	121.9	4.799	77	3.032	2.1	.083	20	290	DIN 6537 L	
12.80	.504	40.5	1.594	3	14	860.1-1280-038A1-MM	★	14.0	.551	107	4.213	104.9	4.130	60	2.362	2.1	.083	20	290	DIN 6537 K	
13.00	.512	41.1	1.618	3	14	860.1-1300-039A1-MM	★	14.0	.551	107	4.213	104.9	4.130	60	2.362	2.1	.083	20	290	DIN 6537 K	
13.00	.512	61.4	2.417	4	14	860.1-1300-065A1-MM	★	14.0	.551	124	4.882	121.9	4.799	77	3.032	2.1	.083	20	290	DIN 6537 L	
13.00	.512	104.0	4.094	8	14	860.1-1300-104A1-MM	★	14.0	.551	182	7.165	179.9	7.083	134	5.276	2.1	.083	20	290	COROMANT	
13.50	.531	60.8	2.394	4	14	860.1-1350-061A1-MM	★	14.0	.551	124	4.882	121.8	4.795	77	3.032	2.2	.087	20	290	DIN 6537 L	
13.50	.531	108.0	4.252	8	14	860.1-1350-108A1-MM	★	14.0	.551	182	7.165	179.8	7.079	134	5.276	2.2	.087	20	290	COROMANT	
14.00	.551	44.3	1.744	3	14	860.1-1400-042A1-MM	★	14.0	.551	107	4.213	104.7	4.122	60	2.362	2.3	.091	20	290	DIN 6537 K	
14.00	.551	63.0	2.480	4	14	860.1-1400-063A1-MM	★	14.0	.551	124	4.882	121.7	4.791	77	3.032	2.3	.091	20	290	DIN 6537 L	
14.00	.551	112.0	4.409	8	14	860.1-1400-112A1-MM	★	14.0	.551	182	7.165	179.7	7.075	134	5.276	2.3	.091	20	290	COROMANT	
14.25	.561	68.8	2.709	4	16	860.1-1425-071A1-MM	★	16.0	.630	133	5.236	130.7	5.146	83	3.268	2.3	.091	20	290	DIN 6537 L	
14.25	.561	114.0	4.488	8	16	860.1-1425-114A1-MM	★	16.0	.630	204	8.032	201.7	7.941	154	6.063	2.3	.091	20	290	COROMANT	
14.50	.571	68.5	2.697	4	16	860.1-1450-073A1-MM	★	16.0	.630	133	5.236	130.6	5.142	83	3.268	2.4	.094	20	290	DIN 6537 L	
14.68	.578	68.3	2.689	4	16	860.1-1468-073A1-MM	★	16.0	.630	133	5.236	130.6	5.142	83	3.268	2.4	.094	20	290	DIN 6537 L	
15.00	.591	47.5	1.870	3	16	860.1-1500-045A1-MM	★	16.0	.630	115	4.528	112.5	4.429	65	2.559	2.5	.098	20	290	DIN 6537 K	
15.00	.591	68.0	2.677	4	16	860.1-1500-068A1-MM	★	16.0	.630	133	5.236	130.5	5.138	83	3.268	2.5	.098	20	290	DIN 6537 L	
15.80	.622	126.0	4.961	7	16	860.1-1580-126A1-MM	★	16.0	.630	204	8.032	201.4	7.929	154	6.063	2.6	.102	20	290	COROMANT	



B81



E9



E28



E14

CoroDrill® 860

Brocas de alto desempenho para alumínio

Aplicação

860-NM: Materiais não ferrosos, como ligas de alumínio, magnésio e ligas à base de cobre incluindo o bronze

O

C

Área de aplicação ISO:

N

Características e benefícios

- Dados de corte otimizados
- Baixo custo por furo
- Confiabilidade de desempenho melhorada
- Escoamento de cavacos sem problemas
- Vida útil da ferramenta longa, formação de desgaste controlada
- Tolerância do furo consistente
- Pode ser recondicionada até 3 vezes conforme especificação original



www.sandvik.coromant.com/corodrill860

Recomendações

É recomendado o uso de mandris de precisão hidráulicos.
Recomenda-se uso de refrigeração interna, pressão mínima recomendada de 20 bars

Para mandris, veja o catálogo de ferramentas rotativas.



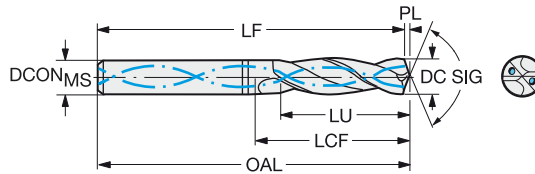
E14

Broca CoroDrill® 860 inteiriça de metal duro

Para alumínio

Refrigeração interna

TCHA H7
SIG 130°



											N	Dimensões, mm, pol.												
											N	DCON _{MS}	DCON _{MS} [®]	OAL	OAL [®]	LF	LF [®]	LCF	LCF [®]	PL	PL [®]	BAR	PSI	BSG
12.00	.472	37.6	1.480	3	12	860.1-1200-036A1-NM	★	12.0	.472	102	4.016	100.4	3.953	55	2.165	1.6	.063	20	290	DIN 6537 K				
12.00	.472	97.6	3.843	8	12	860.1-1200-096A1-NM	★	12.0	.472	171	6.732	169.4	6.669	120	4.724	1.6	.063	20	290	COROMANT				
12.10	.476	37.9	1.492	3	14	860.1-1210-036A1-NM	★	14.0	.551	107	4.213	105.4	4.150	60	2.362	1.6	.063	20	290	DIN 6537 K				
12.30	.484	100.1	3.941	8	14	860.1-1230-096A1-NM	★	14.0	.551	190	7.480	188.4	7.417	140	5.512	1.6	.063	20	290	COROMANT				
12.50	.492	39.2	1.543	3	14	860.1-1250-038A1-NM	★	14.0	.551	107	4.213	105.3	4.146	60	2.362	1.7	.067	20	290	DIN 6537 K				
12.50	.492	101.7	4.004	8	14	860.1-1250-100A1-NM	★	14.0	.551	190	7.480	188.3	7.413	140	5.512	1.7	.067	20	290	COROMANT				
12.70	.500	39.8	1.567	3	14	860.1-1270-038A1-NM	★	14.0	.551	107	4.213	105.3	4.146	60	2.362	1.7	.067	20	290	DIN 6537 K				
12.70	.500	103.3	4.067	8	14	860.1-1270-102A1-NM	★	14.0	.551	190	7.480	188.3	7.413	140	5.512	1.7	.067	20	290	COROMANT				
13.00	.512	40.7	1.602	3	14	860.1-1300-039A1-NM	★	14.0	.551	107	4.213	105.3	4.146	60	2.362	1.7	.067	20	290	DIN 6537 K				
13.00	.512	105.7	4.161	8	14	860.1-1300-104A1-NM	★	14.0	.551	190	7.480	188.3	7.413	140	5.512	1.7	.067	20	290	COROMANT				
13.10	.516	41.0	1.614	3	14	860.1-1310-039A1-NM	★	14.0	.551	107	4.213	105.2	4.142	60	2.362	1.8	.071	20	290	DIN 6537 K				
13.10	.516	106.5	4.193	8	14	860.1-1310-105A1-NM	★	14.0	.551	190	7.480	188.2	7.409	140	5.512	1.8	.071	20	290	COROMANT				
13.50	.531	42.3	1.665	3	14	860.1-1350-041A1-NM	★	14.0	.551	107	4.213	105.2	4.142	60	2.362	1.8	.071	20	290	DIN 6537 K				
13.50	.531	109.8	4.323	8	14	860.1-1350-108A1-NM	★	14.0	.551	190	7.480	188.2	7.409	140	5.512	1.8	.071	20	290	COROMANT				
13.89	.547	43.3	1.705	3	14	860.1-1389-042A1-NM	★	14.0	.551	107	4.213	105.1	4.138	60	2.362	1.9	.075	20	290	DIN 6537 K				
14.00	.551	43.9	1.728	3	14	860.1-1400-042A1-NM	★	14.0	.551	107	4.213	105.1	4.138	60	2.362	1.9	.075	20	290	DIN 6537 K				
14.00	.551	113.9	4.484	8	14	860.1-1400-112A1-NM	★	14.0	.551	190	7.480	188.1	7.406	140	5.512	1.9	.075	20	290	COROMANT				
14.20	.559	44.5	1.752	3	16	860.1-1420-043A1-NM	★	16.0	.630	115	4.528	113.1	4.453	65	2.559	1.9	.075	20	290	DIN 6537 K				
14.29	.563	44.8	1.764	3	16	860.1-1429-043A1-NM	★	16.0	.630	115	4.528	113.1	4.453	65	2.559	1.9	.075	20	290	DIN 6537 K				
14.50	.571	45.4	1.787	3	16	860.1-1450-044A1-NM	★	16.0	.630	115	4.528	113.1	4.453	65	2.559	1.9	.075	20	290	DIN 6537 K				
14.50	.571	117.9	4.642	8	16	860.1-1450-116A1-NM	★	16.0	.630	213	8.386	211.1	8.311	160	6.299	1.9	.075	20	290	COROMANT				
14.68	.578	119.4	4.701	8	16	860.1-1468-117A1-NM	★	16.0	.630	213	8.386	211.0	8.307	160	6.299	2.0	.079	20	290	COROMANT				
14.75	.581	46.2	1.819	3	16	860.1-1475-044A1-NM	★	16.0	.630	115	4.528	113.0	4.449	65	2.559	2.0	.079	20	290	DIN 6537 K				
15.00	.591	47.0	1.850	3	16	860.1-1500-045A1-NM	★	16.0	.630	115	4.528	113.0	4.449	65	2.559	2.0	.079	20	290	DIN 6537 K				
15.00	.591	122.0	4.803	8	16	860.1-1500-120A1-NM	★	16.0	.630	213	8.386	211.0	8.307	160	6.299	2.0	.079	20	290	COROMANT				
15.50	.610	48.6	1.913	3	16	860.1-1550-047A1-NM	★	16.0	.630	115	4.528	112.9	4.445	65	2.559	2.1	.083	20	290	DIN 6537 K				
15.50	.610	126.1	4.965	8	16	860.1-1550-124A1-NM	★	16.0	.630	213	8.386	210.9	8.303	160	6.299	2.1	.083	20	290	COROMANT				
16.00	.630	49.0	1.929	3	16	860.1-1600-048A1-NM	★	16.0	.630	115	4.528	112.9	4.445	65	2.559	2.1	.083	20	290	DIN 6537 K				
16.00	.630	130.1	5.122	8	16	860.1-1600-128A1-NM	★	16.0	.630	213	8.386	210.9	8.303	160	6.299	2.1	.083	20	290	COROMANT				
17.00	.669	53.3	2.098	3	18	860.1-1700-051A1-NM	★	18.0	.709	123	4.843	120.7	4.752	73	2.874	2.3	.091	20	290	DIN 6537 K				
17.00	.669	138.3	5.445	8	18	860.1-1700-136A1-NM	★	18.0	.709	234	9.213	231.7	9.122	180	7.087	2.3	.091	20	290	COROMANT				
17.50	.689	54.8	2.157	3	18	860.1-1750-053A1-NM	★	18.0	.709	123	4.843	120.7	4.752	73	2.874	2.3	.091	20	290	DIN 6537 K				



B76



E9



E28



E14

CoroDrill® 860-SM

Furação otimizada para ligas à base de níquel e ligas à base de titânio

Aplicação

- Ferramentas de furação adequadas para ligas à base de cromo cobalto, níquel e titânio
- Até 5 x o diâmetro
- Tolerância do furo: H9
- Otimizada para aplicações de alto desempenho



Área de aplicação ISO:

S

Características e benefícios

- Confiabilidade e segurança do processo
- Vida útil previsível da ferramenta
- Excelente repetibilidade
- Um produto certificado pela indústria com serviço de condicionamento de alta qualidade
- Geometria exclusiva para ISO S fornecendo controle de cavacos seguro



www.sandvik.coromant.com/corodrillr860

Recomendações

Sistema de fixação estável com CoroChuck™ 930

Pressão de refrigeração de 20 b ars

Fixação rígida da peça

Para mandris, veja o catálogo de ferramentas rotativas.

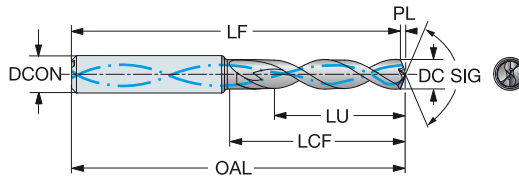


Broca CoroDrill® 860 inteiriça de metal duro

Para superligas resistentes ao calor

Refrigeração interna

TCHA H9
SIG 140°



											s		Dimensões, mm, pol.										
											DCON _{MS}	DCON _{MS} [®]	OAL	OAL [*]	LF	LF [*]	LCF	LCF [*]	PL	PL [*]	BAR	PSI	BSG
DC	DC [*]	LU	LU [*]	ULDR	CZC _{MS}	Código para pedido	DC	DC [*]	LU	LU [*]													
3.00	.118	9.5	.374	3	6	860.1-0300-009A1-SM	★	6.0	.236	62	2.441	61.5	2.421	20	.787	0.6	.022	20	290	DIN 6537 K			
3.00	.118	15.5	.610	5	6	860.1-0300-015A1-SM	★	6.0	.236	66	2.598	65.5	2.579	28	1.102	0.6	.022	20	290	DIN 6537 L			
3.10	.122	9.9	.390	3	6	860.1-0310-009A1-SM	★	6.0	.236	62	2.441	61.5	2.420	20	.787	0.6	.022	20	290	DIN 6537 K			
3.17	.125	16.4	.646	5	6	860.1-0317-016A1-SM	★	6.0	.236	66	2.598	65.5	2.578	28	1.102	0.6	.023	20	290	DIN 6537 L			
3.18	.125	10.1	.398	3	6	860.1-0318-010A1-SM	★	6.0	.236	62	2.441	61.5	2.420	20	.787	0.6	.023	20	290	DIN 6537 K			
3.20	.126	10.2	.402	3	6	860.1-0320-010A1-SM	★	6.0	.236	62	2.441	61.5	2.420	20	.787	0.6	.023	20	290	DIN 6537 K			
3.20	.126	16.6	.654	5	6	860.1-0320-016A1-SM	★	6.0	.236	66	2.598	65.5	2.577	28	1.102	0.6	.023	20	290	DIN 6537 L			
3.30	.130	10.5	.413	3	6	860.1-0330-010A1-SM	★	6.0	.236	62	2.441	61.5	2.419	20	.787	0.6	.024	20	290	DIN 6537 K			
3.30	.130	17.1	.673	5	6	860.1-0330-017A1-SM	★	6.0	.236	66	2.598	65.5	2.577	28	1.102	0.6	.024	20	290	DIN 6537 L			
3.40	.134	10.8	.425	3	6	860.1-0340-010A1-SM	★	6.0	.236	62	2.441	61.4	2.419	20	.787	0.6	.024	20	290	DIN 6537 K			
3.50	.138	11.1	.437	3	6	860.1-0350-011A1-SM	★	6.0	.236	62	2.441	61.4	2.418	20	.787	0.6	.025	20	290	DIN 6537 K			
3.50	.138	18.1	.713	5	6	860.1-0350-018A1-SM	★	6.0	.236	66	2.598	65.4	2.575	28	1.102	0.6	.025	20	290	DIN 6537 L			
3.57	.141	11.4	.449	3	6	860.1-0357-011A1-SM	★	6.0	.236	62	2.441	61.4	2.417	20	.787	0.7	.026	20	290	DIN 6537 K			
3.60	.142	11.5	.453	3	6	860.1-0360-011A1-SM	★	6.0	.236	62	2.441	61.4	2.417	20	.787	0.7	.026	20	290	DIN 6537 K			
3.70	.146	11.8	.465	3	6	860.1-0370-011A1-SM	★	6.0	.236	62	2.441	61.4	2.417	20	.787	0.7	.026	20	290	DIN 6537 K			
3.70	.146	19.2	.756	5	6	860.1-0370-019A1-SM	★	6.0	.236	66	2.598	65.4	2.574	28	1.102	0.7	.026	20	290	DIN 6537 L			
3.80	.150	11.7	.461	3	6	860.1-0380-011A1-SM	★	6.0	.236	66	2.598	65.4	2.573	20	.787	0.7	.027	20	290	DIN 6537 K			
3.90	.154	11.6	.457	2	6	860.1-0390-011A1-SM	★	6.0	.236	66	2.598	65.4	2.573	20	.787	0.7	.028	20	290	DIN 6537 K			
3.90	.154	19.6	.772	5	6	860.1-0390-019A1-SM	★	6.0	.236	74	2.913	73.4	2.888	28	1.102	0.7	.028	20	290	DIN 6537 L			
4.00	.157	12.7	.500	3	6	860.1-0400-012A1-SM	★	6.0	.236	66	2.598	65.3	2.572	24	.945	0.7	.029	20	290	DIN 6537 K			
4.00	.157	20.7	.815	5	6	860.1-0400-020A1-SM	★	6.0	.236	74	2.913	73.3	2.887	36	1.417	0.7	.029	20	290	DIN 6537 L			
4.10	.161	13.0	.512	3	6	860.1-0410-013A1-SM	★	6.0	.236	66	2.598	65.3	2.571	24	.945	0.8	.030	20	290	DIN 6537 K			
4.15	.163	21.5	.846	5	6	860.1-0415-021A1-SM	★	6.0	.236	74	2.913	73.3	2.886	36	1.417	0.8	.030	20	290	DIN 6537 L			
4.20	.165	13.4	.528	3	6	860.1-0420-013A1-SM	★	6.0	.236	66	2.598	65.3	2.571	24	.945	0.8	.030	20	290	DIN 6537 K			
4.20	.165	21.8	.858	5	6	860.1-0420-021A1-SM	★	6.0	.236	74	2.913	73.3	2.886	36	1.417	0.8	.030	20	290	DIN 6537 L			
4.30	.169	13.7	.539	3	6	860.1-0430-013A1-SM	★	6.0	.236	66	2.598	65.3	2.570	24	.945	0.8	.031	20	290	DIN 6537 K			
4.37	.172	13.9	.547	3	6	860.1-0437-013A1-SM	★	6.0	.236	66	2.598	65.3	2.570	24	.945	0.8	.031	20	290	DIN 6537 K			
4.40	.173	22.8	.898	5	6	860.1-0440-022A1-SM	★	6.0	.236	74	2.913	73.3	2.884	36	1.417	0.8	.031	20	290	DIN 6537 L			
4.50	.177	14.3	.563	3	6	860.1-0450-014A1-SM	★	6.0	.236	66	2.598	65.3	2.569	24	.945	0.8	.032	20	290	DIN 6537 K			
4.50	.177	23.3	.917	5	6	860.1-0450-023A1-SM	★	6.0	.236	74	2.913	73.3	2.884	36	1.417	0.8	.032	20	290	DIN 6537 L			
4.60	.181	14.6	.575	3	6	860.1-0460-014A1-SM	★	6.0	.236	66	2.598	65.2	2.568	24	.945	0.8	.033	20	290	DIN 6537 K			
4.60	.181	23.8	.937	5	6	860.1-0460-023A1-SM	★	6.0	.236	74	2.913	73.2	2.883	36	1.417	0.8	.033	20	290	DIN 6537 L			
4.70	.185	15.0	.591	3	6	860.1-0470-014A1-SM	★	6.0	.236	66	2.598	65.2	2.567	24	.945	0.9	.034	20	290	DIN 6537 K			
4.70	.185	24.4	.961	5	6	860.1-0470-024A1-SM	★	6.0	.236	74	2.913	73.2	2.882	36	1.417	0.9	.034	20	290	DIN 6537 L			
4.76	.187	13.6	.535	2	6	860.1-0476-013A1-SM	★	6.0	.236	66	2.598	65.2	2.567	24	.945	0.9	.034	20	290	DIN 6537 K			
4.76	.187	24.7	.972	5	6	860.1-0476-024A1-SM	★	6.0	.236	82	3.228	81.2	3.197	36	1.417	0.9	.034	20	290	DIN 6537 L			
4.80	.189	15.3	.602	3	6	860.1-0480-015A1-SM	★	6.0	.236	66	2.598	65.2	2.567	28	1.102	0.9	.034	20	290	DIN 6537 K			
4.80	.189	24.9	.980	5	6	860.1-0480-024A1-SM	★	6.0	.236	82	3.228	81.2	3.197	36	1.417	0.9	.034	20	290	DIN 6537 L			
4.90	.193	15.6	.614	3	6	860.1-0490-015A1-SM	★	6.0	.236	66	2.598	65.2	2.566	28	1.102	0.9	.035	20	290	DIN 6537 K			
4.90	.193	25.4	1.000	5	6	860.1-0490-025A1-SM	★	6.0	.236	82	3.228	81.2	3.196	44	1.732	0.9	.035	20	290	DIN 6537 L			
5.00	.197	15.9	.626	3	6	860.1-0500-015A1-SM	★	6.0	.236	66	2.598	65.2	2.565	28	1.102	0.9	.036	20	290	DIN 6537 K			
5.00	.197	25.9	1.020	5	6	860.1-0500-025A1-SM	★	6.0	.236	82	3.228	81.2	3.195	44	1.732	0.9	.036	20	290	DIN 6537 L			
5.10	.201	16.2	.638	3	6	860.1-0510-016A1-SM	★	6.0	.236	66	2.598	65.2	2.565	28	1.102	0.9	.037	20	290	DIN 6537 K			
5.10	.201	26.4	1.039	5	6	860.1-0510-026A1-SM	★	6.0	.236	82	3.228	81.2	3.195	44	1.732	0.9	.037	20	290	DIN 6537 L			
5.16	.203	16.4	.646	3	6	860.1-0516-016A1-SM	★	6.0	.236	66	2.598	65.1	2.565	28	1.102	0.9	.037	20	290	DIN 6537 K			
5.20	.205	16.5	.650	3	6	860.1-0520-016A1-SM	★	6.0	.236	66	2.598	65.1	2.564	28	1.102	1.0	.037	20	290	DIN 6537 K			
5.25	.207	16.7	.657	3	6	860.1-0525-016A1-SM	★	6.0	.236	66	2.598	65.1	2.564	28	1.102	1.0	.038	20	290	DIN 6537 K			
5.30	.209	16.9	.665	3	6	860.1-0530-016A1-SM	★	6.0	.236	66	2.598	65.1	2.563	28	1.102	1.0	.038	20	290	DIN 6537 K			
5.30	.209	27.5	1.083	5	6	860.1-0530-027A1-SM	★	6.0	.236	82	3.228	81.1	3.193	44	1.732	1.0	.038	20	290	DIN 6537 L			
5.40	.213	17.2	.677	3	6	860.1-0540-017A1-SM	★	6.0	.236	66	2.598	65.1	2.563	28	1.102	1.0	.039	20	290	DIN 6537 K			
5.50	.217	17.5	.689	3	6	860.1-0550-017A1-SM	★	6.0	.236	66	2.598	65.1	2.562	28	1.102	1.0	.039	20	290	DIN 6537 K			
5.50	.217	28.5	1.122	5	6	860.1-0550-028A1-SM	★	6.0	.236	82	3.228	81.1	3.192	44	1.732	1.0	.039	20	290	DIN 6537 L			

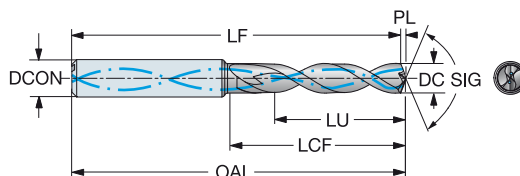


Broca CoroDrill® 860 inteiriça de metal duro

Para superligas resistentes ao calor

Refrigeração interna

TCHA H9
SIG 140°



DC	DC*	LU	LU*	ULDR	CZC _{MS}	Código para pedido	s	Dimensões, mm, pol.													BSG
								DC _{CON} _{MS}	DC _{CON} _{MS} *	OAL	OAL*	LF	LF*	LCF	LCF*	PL	PL*	(BAR)	(PSI)		
5.55	.219	17.6	.693	3	6	860.1-0555-017A1-SM	★	6.0	.236	66	2.598	65.1	2.562	28	1.102	1.0	.040	20	290	DIN 6537 K	
5.56	.219	17.6	.693	3	6	860.1-0556-017A1-SM	★	6.0	.236	66	2.598	65.1	2.562	28	1.102	1.0	.040	20	290	DIN 6537 K	
5.56	.219	28.8	1.134	5	6	860.1-0556-028A1-SM	★	6.0	.236	82	3.228	81.1	3.192	44	1.732	1.0	.040	20	290	DIN 6537 L	
5.60	.220	17.6	.693	3	6	860.1-0560-017A1-SM	★	6.0	.236	66	2.598	65.1	2.561	28	1.102	1.0	.040	20	290	DIN 6537 K	
5.60	.220	29.0	1.142	5	6	860.1-0560-029A1-SM	★	6.0	.236	82	3.228	81.1	3.191	44	1.732	1.0	.040	20	290	DIN 6537 L	
5.70	.224	17.6	.693	3	6	860.1-0570-017A1-SM	★	6.0	.236	66	2.598	65.1	2.561	28	1.102	1.0	.041	20	290	DIN 6537 K	
5.70	.224	29.5	1.161	5	6	860.1-0570-029A1-SM	★	6.0	.236	82	3.228	81.1	3.191	44	1.732	1.0	.041	20	290	DIN 6537 L	
5.80	.228	17.7	.697	3	6	860.1-0580-017A1-SM	★	6.0	.236	66	2.598	65.0	2.560	28	1.102	1.1	.042	20	290	DIN 6537 K	
5.80	.228	30.1	1.185	5	6	860.1-0580-030A1-SM	★	6.0	.236	82	3.228	81.0	3.190	60	2.362	1.1	.042	20	290	DIN 6537 L	
5.95	.234	17.7	.697	2	6	860.1-0595-017A1-SM	★	6.0	.236	66	2.598	65.0	2.559	28	1.102	1.1	.043	20	290	DIN 6537 K	
6.00	.236	19.1	.752	3	6	860.1-0600-019A1-SM	★	6.0	.236	66	2.598	65.0	2.559	34	1.339	1.1	.043	20	290	DIN 6537 K	
6.00	.236	31.1	1.224	5	6	860.1-0600-031A1-SM	★	6.0	.236	82	3.228	81.0	3.189	44	1.732	1.1	.043	20	290	DIN 6537 L	
6.10	.240	19.4	.764	3	8	860.1-0610-019A1-SM	★	8.0	.315	79	3.110	78.0	3.070	34	1.339	1.1	.044	20	290	DIN 6537 K	
6.10	.240	31.6	1.244	5	8	860.1-0610-031A1-SM	★	8.0	.315	91	3.583	90.0	3.543	53	2.087	1.1	.044	20	290	DIN 6537 L	
6.20	.244	19.7	.776	3	8	860.1-0620-019A1-SM	★	8.0	.315	79	3.110	78.0	3.069	34	1.339	1.1	.044	20	290	DIN 6537 K	
6.20	.244	32.1	1.264	5	8	860.1-0620-032A1-SM	★	8.0	.315	91	3.583	90.0	3.542	53	2.087	1.1	.044	20	290	DIN 6537 L	
6.35	.250	20.2	.795	3	8	860.1-0635-020A1-SM	★	8.0	.315	79	3.110	77.9	3.069	34	1.339	1.2	.046	20	290	DIN 6537 K	
6.35	.250	32.9	1.295	5	8	860.1-0635-032A1-SM	★	8.0	.315	91	3.583	89.9	3.541	53	2.087	1.2	.046	20	290	DIN 6537 L	
6.40	.252	20.4	.803	3	8	860.1-0640-020A1-SM	★	8.0	.315	79	3.110	77.9	3.068	34	1.339	1.2	.046	20	290	DIN 6537 K	
6.40	.252	33.2	1.307	5	8	860.1-0640-033A1-SM	★	8.0	.315	91	3.583	89.9	3.541	53	2.087	1.2	.046	20	290	DIN 6537 L	
6.50	.256	20.7	.815	3	8	860.1-0650-020A1-SM	★	8.0	.315	79	3.110	77.9	3.067	34	1.339	1.2	.046	20	290	DIN 6537 K	
6.50	.256	33.7	1.327	5	8	860.1-0650-033A1-SM	★	8.0	.315	91	3.583	89.9	3.540	53	2.087	1.2	.046	20	290	DIN 6537 L	
6.60	.260	21.0	.827	3	8	860.1-0660-021A1-SM	★	8.0	.315	79	3.110	77.9	3.067	34	1.339	1.2	.047	20	290	DIN 6537 K	
6.60	.260	34.2	1.346	5	8	860.1-0660-034A1-SM	★	8.0	.315	91	3.583	89.9	3.539	44	1.732	1.2	.047	20	290	DIN 6537 L	
6.70	.264	21.3	.839	3	8	860.1-0670-021A1-SM	★	8.0	.315	79	3.110	77.9	3.066	34	1.339	1.2	.048	20	290	DIN 6537 K	
6.70	.264	34.7	1.366	5	8	860.1-0670-034A1-SM	★	8.0	.315	91	3.583	89.9	3.539	53	2.087	1.2	.048	20	290	DIN 6537 L	
6.80	.268	21.6	.850	3	8	860.1-0680-021A1-SM	★	8.0	.315	79	3.110	77.9	3.065	34	1.339	1.2	.049	20	290	DIN 6537 K	
6.80	.268	35.2	1.386	5	8	860.1-0680-035A1-SM	★	8.0	.315	91	3.583	89.9	3.538	53	2.087	1.2	.049	20	290	DIN 6537 L	
6.90	.272	21.6	.850	3	8	860.1-0690-021A1-SM	★	8.0	.315	79	3.110	77.8	3.065	34	1.339	1.3	.050	20	290	DIN 6537 K	
6.90	.272	35.8	1.409	5	8	860.1-0690-035A1-SM	★	8.0	.315	91	3.583	89.8	3.537	53	2.087	1.3	.050	20	290	DIN 6537 L	
7.00	.276	21.6	.850	3	8	860.1-0700-021A1-SM	★	8.0	.315	79	3.110	77.8	3.064	34	1.339	1.3	.050	20	290	DIN 6537 K	
7.00	.276	36.3	1.429	5	8	860.1-0700-036A1-SM	★	8.0	.315	91	3.583	89.8	3.537	53	2.087	1.3	.050	20	290	DIN 6537 L	
7.10	.280	22.6	.890	3	8	860.1-0710-022A1-SM	★	8.0	.315	79	3.110	77.8	3.063	41	1.614	1.3	.051	20	290	DIN 6537 K	
7.10	.280	36.8	1.449	5	8	860.1-0710-036A1-SM	★	8.0	.315	91	3.583	89.8	3.536	53	2.087	1.3	.051	20	290	DIN 6537 L	
7.14	.281	22.7	.894	3	8	860.1-0714-022A1-SM	★	8.0	.315	79	3.110	77.8	3.063	41	1.614	1.3	.051	20	290	DIN 6537 K	
7.14	.281	37.0	1.457	5	8	860.1-0714-036A1-SM	★	8.0	.315	91	3.583	89.8	3.535	53	2.087	1.3	.051	20	290	DIN 6537 L	
7.20	.283	22.9	.902	3	8	860.1-0720-022A1-SM	★	8.0	.315	79	3.110	77.8	3.063	41	1.614	1.3	.052	20	290	DIN 6537 K	
7.20	.283	37.3	1.469	5	8	860.1-0720-037A1-SM	★	8.0	.315	91	3.583	89.8	3.535	53	2.087	1.3	.052	20	290	DIN 6537 L	
7.30	.287	23.2	.913	3	8	860.1-0730-023A1-SM	★	8.0	.315	79	3.110	77.8	3.062	41	1.614	1.3	.052	20	290	DIN 6537 K	
7.30	.287	37.8	1.488	5	8	860.1-0730-037A1-SM	★	8.0	.315	91	3.583	89.8	3.535	53	2.087	1.3	.052	20	290	DIN 6537 L	
7.40	.291	23.5	.925	3	8	860.1-0740-023A1-SM	★	8.0	.315	79	3.110	77.8	3.061	41	1.614	1.4	.053	20	290	DIN 6537 K	
7.40	.291	38.3	1.508	5	8	860.1-0740-038A1-SM	★	8.0	.315	91	3.583	89.8	3.534	53	2.087	1.4	.053	20	290	DIN 6537 L	
7.50	.295	23.9	.941	3	8	860.1-0750-023A1-SM	★	8.0	.315	79	3.110	77.7	3.061	41	1.614	1.4	.054	20	290	DIN 6537 K	
7.50	.295	38.9	1.532	5	8	860.1-0750-038A1-SM	★	8.0	.315	91	3.583	89.7	3.533	53	2.087	1.4	.054	20	290	DIN 6537 L	
7.60	.299	24.1	.949	3	8	860.1-0760-023A1-SM	★	8.0	.315	79	3.110	77.7	3.059	41	1.614	1.3	.051	20	290	DIN 6537 K	
7.70	.303	24.5	.965	3	8	860.1-0770-024A1-SM	★	8.0	.315	79	3.110	77.7	3.059	41	1.614	1.4	.055	20	290	DIN 6537 K	
7.80	.307	24.8	.976	3	8	860.1-0780-024A1-SM	★	8.0	.315	79	3.110	77.7	3.059	41	1.614	1.4	.056	20	290	DIN 6537 K	
7.94	.313	25.3	.996	3	8	860.1-0794-025A1-SM	★	8.0	.315	79	3.110	77.7	3.058	41	1.614	1.4	.057	20	290	DIN 6537 K	
8.00	.315	25.5	1.004	3	8	860.1-0800-025A1-SM	★	8.0	.315	79	3.110	77.7	3.057	41	1.614	1.5	.057	20	290	DIN 6537 K	
8.00	.315	40.9	1.610	5	8	860.1-0800-040A1-SM	★	8.0	.315	91	3.583	89.7	3.530	53	2.087	1.5	.057	20	290	DIN 6537 L	
8.10	.319	25.8	1.016	3	10	860.1-0810-025A1-SM	★	10.0	.394	89	3.504	87.6	3.450	47	1.850	1.5	.058	20	290	DIN 6537 K	
8.10	.319	42.0	1.654	5	10	860.1-0810-041A1-SM	★	10.0	.394	103	4.055	101.6	4.002	61	2.402	1.5	.058	20	290	DIN 6537 L	

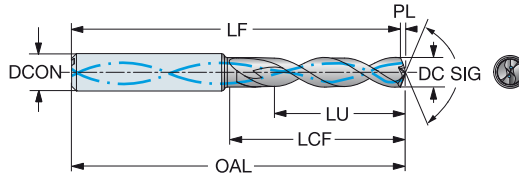



Broca CoroDrill® 860 inteiriça de metal duro

Para superligas resistentes ao calor

Refrigeração interna

TCHA H9
SIG 140°



							s Dimensões, mm, pol.														
DC	DC*	LU	LU*	ULDR	CZG _{MS}	Código para pedido	DCON _{MS}	DCON _{MS} *	OAL	OAL*	LF	LF*	LCF	LCF*	PL	PL*	(BAR)	(PSI)	BSG		
8.20	.323	26.1	1.028	3	10	860.1-0820-026A1-SM	★	10.0	.394	89	3.504	87.6	3.450	47	1.850	1.5	.059	20	290	DIN 6537 K	
8.30	.327	26.4	1.039	3	10	860.1-0830-026A1-SM	★	10.0	.394	89	3.504	87.6	3.449	47	1.850	1.5	.059	20	290	DIN 6537 K	
8.33	.328	26.5	1.043	3	10	860.1-0833-026A1-SM	★	10.0	.394	89	3.504	87.6	3.449	47	1.850	1.5	.060	20	290	DIN 6537 K	
8.40	.331	26.7	1.051	3	10	860.1-0840-026A1-SM	★	10.0	.394	89	3.504	87.6	3.448	47	1.850	1.5	.060	20	290	DIN 6537 K	
8.40	.331	43.5	1.713	5	10	860.1-0840-043A1-SM	★	10.0	.394	103	4.055	101.6	4.000	61	2.402	1.5	.060	20	290	DIN 6537 L	
8.45	.333	26.9	1.059	3	10	860.1-0845-026A1-SM	★	10.0	.394	89	3.504	87.6	3.448	47	1.850	1.5	.061	20	290	DIN 6537 K	
8.50	.335	27.0	1.063	3	10	860.1-0850-027A1-SM	★	10.0	.394	89	3.504	87.6	3.448	47	1.850	1.6	.061	20	290	DIN 6537 K	
8.50	.335	44.0	1.732	5	10	860.1-0850-044A1-SM	★	10.0	.394	103	4.055	101.6	3.999	53	2.087	1.6	.061	20	290	DIN 6537 L	
8.60	.339	27.4	1.079	3	10	860.1-0860-027A1-SM	★	10.0	.394	89	3.504	87.6	3.447	47	1.850	1.6	.062	20	290	DIN 6537 K	
8.60	.339	44.6	1.756	5	10	860.1-0860-044A1-SM	★	10.0	.394	103	4.055	101.6	3.998	61	2.402	1.6	.062	20	290	DIN 6537 L	
8.65	.341	27.5	1.083	3	10	860.1-0865-027A1-SM	★	10.0	.394	89	3.504	87.6	3.447	47	1.850	1.6	.062	20	290	DIN 6537 K	
8.70	.343	27.7	1.091	3	10	860.1-0870-027A1-SM	★	10.0	.394	89	3.504	87.5	3.446	47	1.850	1.6	.062	20	290	DIN 6537 K	
8.73	.344	27.8	1.094	3	10	860.1-0873-027A1-SM	★	10.0	.394	89	3.504	87.5	3.446	47	1.850	1.6	.063	20	290	DIN 6537 K	
8.73	.344	45.2	1.780	5	10	860.1-0873-045A1-SM	★	10.0	.394	103	4.055	101.5	3.998	61	2.402	1.6	.063	20	290	DIN 6537 L	
8.80	.346	28.0	1.102	3	10	860.1-0880-028A1-SM	★	10.0	.394	89	3.504	87.5	3.446	47	1.850	1.6	.063	20	290	DIN 6537 K	
8.85	.348	28.2	1.110	3	10	860.1-0885-028A1-SM	★	10.0	.394	89	3.504	87.5	3.446	47	1.850	1.6	.063	20	290	DIN 6537 K	
9.00	.354	28.6	1.126	3	10	860.1-0900-028A1-SM	★	10.0	.394	89	3.504	87.5	3.444	47	1.850	1.6	.065	20	290	DIN 6537 K	
9.00	.354	46.2	1.819	5	10	860.1-0900-046A1-SM	★	10.0	.394	103	4.055	101.5	3.996	61	2.402	1.6	.065	20	290	DIN 6537 L	
9.20	.362	29.3	1.154	3	10	860.1-0920-029A1-SM	★	10.0	.394	89	3.504	87.5	3.443	47	1.850	1.7	.066	20	290	DIN 6537 K	
9.30	.366	29.6	1.165	3	10	860.1-0930-029A1-SM	★	10.0	.394	89	3.504	87.4	3.443	47	1.850	1.7	.067	20	290	DIN 6537 K	
9.30	.366	46.3	1.823	4	10	860.1-0930-046A1-SM	★	10.0	.394	103	4.055	101.4	3.994	61	2.402	1.7	.067	20	290	DIN 6537 L	
9.40	.370	29.9	1.177	3	10	860.1-0940-029A1-SM	★	10.0	.394	89	3.504	87.4	3.442	47	1.850	1.7	.067	20	290	DIN 6537 K	
9.50	.374	30.2	1.189	3	10	860.1-0950-030A1-SM	★	10.0	.394	89	3.504	87.4	3.441	47	1.850	1.7	.068	20	290	DIN 6537 K	
9.52	.375	30.3	1.193	3	10	860.1-0952-030A1-SM	★	10.0	.394	89	3.504	87.4	3.441	47	1.850	1.7	.068	20	290	DIN 6537 K	
9.53	.375	30.3	1.193	3	10	860.1-0953-030A1-SM	★	10.0	.394	89	3.504	87.4	3.441	47	1.850	1.7	.068	20	290	DIN 6537 K	
9.60	.378	30.5	1.201	3	10	860.1-0960-030A1-SM	★	10.0	.394	89	3.504	87.4	3.441	47	1.850	1.8	.069	20	290	DIN 6537 K	
9.70	.382	30.9	1.217	3	10	860.1-0970-030A1-SM	★	10.0	.394	89	3.504	87.4	3.440	47	1.850	1.8	.070	20	290	DIN 6537 K	
9.80	.386	31.2	1.228	3	10	860.1-0980-031A1-SM	★	10.0	.394	89	3.504	87.4	3.439	47	1.850	1.8	.070	20	290	DIN 6537 K	
9.80	.386	46.4	1.827	4	10	860.1-0980-046A1-SM	★	10.0	.394	103	4.055	101.4	3.991	61	2.402	1.8	.070	20	290	DIN 6537 L	
9.90	.390	46.5	1.831	4	10	860.1-0990-046A1-SM	★	10.0	.394	103	4.055	101.3	3.990	61	2.402	1.8	.071	20	290	DIN 6537 L	
9.92	.391	31.6	1.244	3	10	860.1-0992-031A1-SM	★	10.0	.394	89	3.504	87.3	3.439	47	1.850	1.8	.071	20	290	DIN 6537 K	
10.00	.394	31.8	1.252	3	10	860.1-1000-031A1-SM	★	10.0	.394	89	3.504	87.3	3.438	47	1.850	1.8	.072	20	290	DIN 6537 K	
10.00	.394	46.5	1.831	4	10	860.1-1000-046A1-SM	★	10.0	.394	103	4.055	101.3	3.989	61	2.402	1.8	.072	20	290	DIN 6537 L	
10.10	.398	32.1	1.264	3	12	860.1-1010-032A1-SM	★	12.0	.472	102	4.016	100.3	3.949	47	1.850	1.8	.072	20	290	DIN 6537 K	
10.20	.402	32.5	1.280	3	12	860.1-1020-032A1-SM	★	12.0	.472	102	4.016	100.3	3.948	55	2.165	1.9	.073	20	290	DIN 6537 K	
10.30	.406	32.8	1.291	3	12	860.1-1030-032A1-SM	★	12.0	.472	102	4.016	100.3	3.948	55	2.165	1.9	.074	20	290	DIN 6537 K	
10.30	.406	53.4	2.102	5	12	860.1-1030-053A1-SM	★	12.0	.472	118	4.646	116.3	4.578	71	2.795	1.9	.074	20	290	DIN 6537 L	
10.32	.406	32.8	1.291	3	12	860.1-1032-032A1-SM	★	12.0	.472	102	4.016	100.3	3.948	55	2.165	1.9	.074	20	290	DIN 6537 K	
10.50	.413	33.4	1.315	3	12	860.1-1050-033A1-SM	★	12.0	.472	102	4.016	100.2	3.946	55	2.165	1.9	.075	20	290	DIN 6537 K	
10.50	.413	54.2	2.134	5	12	860.1-1050-054A1-SM	★	12.0	.472	118	4.646	116.2	4.576	71	2.795	1.9	.075	20	290	DIN 6537 L	
10.80	.425	34.4	1.354	3	12	860.1-1080-034A1-SM	★	12.0	.472	102	4.016	100.2	3.944	55	2.165	2.0	.078	20	290	DIN 6537 K	
11.00	.433	35.0	1.378	3	12	860.1-1100-035A1-SM	★	12.0	.472	102	4.016	100.2	3.943	55	2.165	2.0	.079	20	290	DIN 6537 K	
11.00	.433	54.2	2.134	4	12	860.1-1100-054A1-SM	★	12.0	.472	118	4.646	116.2	4.573	71	2.795	2.0	.079	20	290	DIN 6537 L	
11.11	.437	35.4	1.394	3	12	860.1-1111-035A1-SM	★	12.0	.472	102	4.016	100.1	3.943	55	2.165	2.0	.080	20	290	DIN 6537 K	
11.20	.441	35.6	1.402	3	12	860.1-1120-035A1-SM	★	12.0	.472	102	4.016	100.1	3.942	55	2.165	2.0	.080	20	290	DIN 6537 K	
11.50	.453	36.6	1.441	3	12	860.1-1150-036A1-SM	★	12.0	.472	102	4.016	100.1	3.940	55	2.165	2.1	.082	20	290	DIN 6537 K	
11.80	.465	37.5	1.476	3	12	860.1-1180-037A1-SM	★	12.0	.472	102	4.016	100.0	3.938	55	2.165	2.2	.085	20	290	DIN 6537 K	
12.00	.472	38.2	1.504	3	12	860.1-1200-038A1-SM	★	12.0	.472	102	4.016	100.0	3.937	55	2.165	2.2	.086	20	290	DIN 6537 K	
12.00	.472	54.3	2.138	4	12	860.1-1200-054A1-SM	★	12.0	.472	118	4.646	116.0	4.567	61	2.402	2.2	.086	20	290	DIN 6537 L	

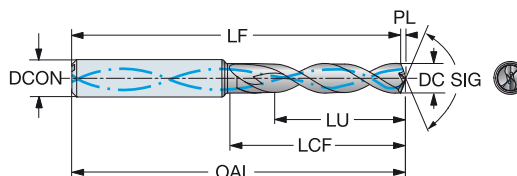


Broca CoroDrill® 860 inteiriça de metal duro

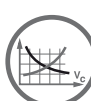
Para superligas resistentes ao calor

Refrigeração interna

TCHA H9
SIG 140°



											s Dimensões, mm, pol.										
											1210										
DC	DC*	LU	LU*	ULDR	CZC _{MS}	Código para pedido	DCON _{MS}	DCON _{MS} *	OAL	OAL*	LF	LF*	LCF	LCF*	PL	PL*	BAR	PSI	BSG		
12.10	.476	38.5	1.516	3	14	860.1-1210-038A1-SM	★	14.0	.551	107	4.213	105.0	4.133	60	2.362	2.2	.087	20	290	DIN 6537 K	
12.20	.480	38.8	1.528	3	14	860.1-1220-038A1-SM	★	14.0	.551	107	4.213	105.0	4.132	55	2.165	2.2	.087	20	290	DIN 6537 K	
12.40	.488	39.5	1.555	3	14	860.1-1240-039A1-SM	★	14.0	.551	107	4.213	104.9	4.131	60	2.362	2.3	.089	20	290	DIN 6537 K	
12.50	.492	39.8	1.567	3	14	860.1-1250-039A1-SM	★	14.0	.551	107	4.213	104.9	4.130	60	2.362	2.3	.089	20	290	DIN 6537 K	
12.70	.500	40.4	1.591	3	14	860.1-1270-040A1-SM	★	14.0	.551	107	4.213	104.9	4.129	60	2.362	2.3	.091	20	290	DIN 6537 K	
12.70	.500	57.6	2.268	4	14	860.1-1270-057A1-SM	★	14.0	.551	124	4.882	121.9	4.798	71	2.795	2.3	.091	20	290	DIN 6537 L	
12.90	.508	40.6	1.598	3	14	860.1-1290-040A1-SM	★	14.0	.551	107	4.213	104.8	4.128	60	2.362	2.4	.093	20	290	DIN 6537 K	
13.00	.512	40.5	1.594	3	14	860.1-1300-040A1-SM	★	14.0	.551	107	4.213	104.8	4.127	60	2.362	2.4	.093	20	290	DIN 6537 K	
13.25	.522	40.5	1.594	3	14	860.1-1325-040A1-SM	★	14.0	.551	107	4.213	104.8	4.125	60	2.362	2.4	.095	20	290	DIN 6537 K	
13.50	.531	40.6	1.598	3	14	860.1-1350-040A1-SM	★	14.0	.551	107	4.213	104.7	4.124	60	2.362	2.5	.097	20	290	DIN 6537 K	
13.70	.539	40.6	1.598	2	14	860.1-1370-040A1-SM	★	14.0	.551	107	4.213	104.7	4.122	60	2.362	2.5	.098	20	290	DIN 6537 K	
13.70	.539	57.6	2.268	4	14	860.1-1370-057A1-SM	★	14.0	.551	124	4.882	121.7	4.792	77	3.032	2.5	.098	20	290	DIN 6537 L	
13.75	.541	40.6	1.598	2	14	860.1-1375-040A1-SM	★	14.0	.551	107	4.213	104.7	4.122	60	2.362	2.5	.098	20	290	DIN 6537 K	
14.00	.551	40.6	1.598	2	14	860.1-1400-040A1-SM	★	14.0	.551	107	4.213	104.7	4.120	60	2.362	2.6	.100	20	290	DIN 6537 K	
15.50	.610	43.6	1.717	2	16	860.1-1550-043A1-SM	★	16.0	.630	115	4.528	112.4	4.425	65	2.559	2.8	.111	20	290	DIN 6537 K	
15.87	.625	50.5	1.988	3	16	860.1-1587-061A1-SM	★	16.0	.630	133	5.236	130.3	5.132	83	3.268	2.9	.114	20	290	DIN 6537 L	



B76



E9



E28



E14



CoroDrill® 861

Usinagem de furos profundos até 30 x DC com alta estabilidade



Aplicação

- Tolerância alcançável do furo H8–H9
- Profundidade de furação: 12–30 × diâmetro da broca
- Fixação com mandris de alta precisão somente
- Uma ampla gama de materiais de peças
- Furação convencional, furos cruzados, faces angulares
- Automotivo: virabrequins, blocos de motores, cabeçotes
- Pressão de refrigeração de 20 bars

Área de aplicação ISO:



Características e benefícios

- Geometria com ponta especialmente desenhada ajuda a reduzir as forças de avanço
- A preparação consistente da aresta evita lascamentos e escamações prematuras da aresta de corte
- A geometria patenteada de dupla guia oferece maior estabilidade para a operação de furação
- Os furos para refrigeração interna são direcionados para a ponta da broca mesmo em profundidades maiores de furação
- Pode ser recondicionada conforme especificação original das ferramentas para aumentar a vida útil da ferramenta



www.sandvik.coromant.com/corodrill861

Recomendações

Use o CoroChuck™ 930 com sua CoroDrill 861 para manter a produção eficiente através de trocas e set-ups rápidos e fáceis



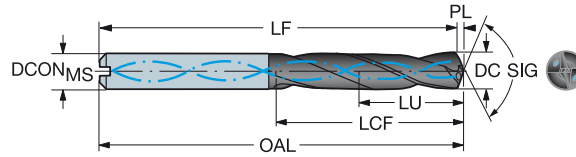
E14

Broca CoroDrill 861® inteiriça de metal duro

Para múltiplos materiais

Broca piloto - refrigeração interna

TCHA H9
SIG 150°



DC	DC*	LU	LU*	ULDR	CZC _{MS}	Código para pedido	Dimensões, mm, pol.			DCON _{MS}	DCON _{MS} *	OAL	OAL*	LF	LF*	LCF	LCF*	PL	PL*	BAR	PSI	BSG	
							P	M	K														N
3.00	.118	9.4	.370	3	6	861.1-0300-009A1-GP	*	*	*	*	6.0	.236	62	2.441	61.6	2.425	20	.787	0.4	.016	20	290	DIN 6537 K
3.18	.125	9.9	.390	3	6	861.1-0318-010A1-GP	*	*	*	*	6.0	.236	62	2.441	61.6	2.425	20	.787	0.4	.016	20	290	DIN 6537 K
3.30	.130	10.3	.406	3	6	861.1-0330-010A1-GP	*	*	*	*	6.0	.236	62	2.441	61.6	2.425	20	.787	0.4	.016	20	290	DIN 6537 K
3.50	.138	10.9	.429	3	6	861.1-0350-011A1-GP	*	*	*	*	6.0	.236	62	2.441	61.6	2.425	20	.787	0.4	.016	20	290	DIN 6537 K
3.57	.141	11.1	.437	3	6	861.1-0357-011A1-GP	*	*	*	*	6.0	.236	62	2.441	61.6	2.425	20	.787	0.4	.016	20	290	DIN 6537 K
3.80	.150	11.9	.469	3	6	861.1-0380-011A1-GP	*	*	*	*	6.0	.236	66	2.598	65.5	2.579	24	.945	0.5	.020	20	290	DIN 6537 K
3.97	.156	12.4	.488	3	6	861.1-0397-012A1-GP	*	*	*	*	6.0	.236	66	2.598	65.5	2.579	24	.945	0.5	.020	20	290	DIN 6537 K
4.00	.157	12.5	.492	3	6	861.1-0400-012A1-GP	*	*	*	*	6.0	.236	66	2.598	65.5	2.579	24	.945	0.5	.020	20	290	DIN 6537 K
4.20	.165	13.1	.516	3	6	861.1-0420-013A1-GP	*	*	*	*	6.0	.236	66	2.598	65.5	2.579	24	.945	0.5	.020	20	290	DIN 6537 K
4.36	.172	13.6	.535	3	6	861.1-0436-013A1-GP	*	*	*	*	6.0	.236	66	2.598	65.5	2.579	24	.945	0.5	.020	20	290	DIN 6537 K
4.50	.177	14.0	.551	3	6	861.1-0450-014A1-GP	*	*	*	*	6.0	.236	66	2.598	65.5	2.579	24	.945	0.5	.020	20	290	DIN 6537 K
4.76	.187	14.9	.587	3	6	861.1-0476-014A1-GP	*	*	*	*	6.0	.236	66	2.598	65.4	2.575	28	1.102	0.6	.024	20	290	DIN 6537 K
4.80	.189	15.0	.591	3	6	861.1-0480-014A1-GP	*	*	*	*	6.0	.236	66	2.598	65.4	2.575	28	1.102	0.6	.024	20	290	DIN 6537 K
5.00	.197	15.6	.614	3	6	861.1-0500-015A1-GP	*	*	*	*	6.0	.236	66	2.598	65.4	2.575	28	1.102	0.6	.024	20	290	DIN 6537 K
5.16	.203	16.1	.634	3	6	861.1-0516-015A1-GP	*	*	*	*	6.0	.236	66	2.598	65.4	2.575	28	1.102	0.6	.024	20	290	DIN 6537 K
5.50	.217	17.2	.677	3	6	861.1-0550-017A1-GP	*	*	*	*	6.0	.236	66	2.598	65.3	2.571	28	1.102	0.7	.028	20	290	DIN 6537 K
5.56	.219	17.3	.681	3	6	861.1-0556-017A1-GP	*	*	*	*	6.0	.236	66	2.598	65.3	2.571	28	1.102	0.7	.028	20	290	DIN 6537 K
5.80	.228	17.6	.693	3	6	861.1-0580-017A1-GP	*	*	*	*	6.0	.236	66	2.598	65.3	2.571	28	1.102	0.7	.028	20	290	DIN 6537 K
6.00	.236	18.7	.736	3	6	861.1-0600-018A1-GP	*	*	*	*	6.0	.236	66	2.598	65.3	2.571	28	1.102	0.7	.028	20	290	DIN 6537 K
6.35	.250	19.8	.780	3	8	861.1-0635-019A1-GP	*	*	*	*	8.0	.315	79	3.110	78.2	3.079	34	1.339	0.8	.031	20	290	DIN 6537 K
6.50	.256	20.3	.799	3	8	861.1-0650-020A1-GP	*	*	*	*	8.0	.315	79	3.110	78.2	3.079	34	1.339	0.8	.031	20	290	DIN 6537 K
6.75	.266	21.1	.831	3	8	861.1-0675-020A1-GP	*	*	*	*	8.0	.315	79	3.110	78.2	3.079	34	1.339	0.8	.031	20	290	DIN 6537 K
6.80	.268	21.2	.835	3	8	861.1-0680-020A1-GP	*	*	*	*	8.0	.315	79	3.110	78.2	3.079	34	1.339	0.8	.031	20	290	DIN 6537 K
7.00	.276	21.8	.858	3	8	861.1-0700-021A1-GP	*	*	*	*	8.0	.315	79	3.110	78.2	3.079	34	1.339	0.8	.031	20	290	DIN 6537 K
7.14	.281	22.3	.878	3	8	861.1-0714-021A1-GP	*	*	*	*	8.0	.315	79	3.110	78.1	3.075	41	1.614	0.9	.035	20	290	DIN 6537 K
7.50	.295	23.4	.921	3	8	861.1-0750-023A1-GP	*	*	*	*	8.0	.315	79	3.110	78.1	3.075	41	1.614	0.9	.035	20	290	DIN 6537 K
7.94	.313	24.8	.976	3	8	861.1-0794-024A1-GP	*	*	*	*	8.0	.315	79	3.110	78.0	3.071	41	1.614	1.0	.039	20	290	DIN 6537 K
8.00	.315	25.0	.984	3	8	861.1-0800-024A1-GP	*	*	*	*	8.0	.315	79	3.110	78.0	3.071	41	1.614	1.0	.039	20	290	DIN 6537 K
8.50	.335	26.5	1.043	3	10	861.1-0850-026A1-GP	*	*	*	*	10.0	.394	89	3.504	88.0	3.465	47	1.850	1.0	.039	20	290	DIN 6537 K
9.00	.354	28.1	1.106	3	10	861.1-0900-027A1-GP	*	*	*	*	10.0	.394	89	3.504	87.9	3.461	47	1.850	1.1	.043	20	290	DIN 6537 K
9.50	.374	29.6	1.165	3	10	861.1-0950-029A1-GP	*	*	*	*	10.0	.394	89	3.504	87.9	3.461	47	1.850	1.1	.043	20	290	DIN 6537 K
9.53	.375	29.7	1.169	3	10	861.1-0953-029A1-GP	*	*	*	*	10.0	.394	89	3.504	87.9	3.461	47	1.850	1.1	.043	20	290	DIN 6537 K
10.00	.394	31.2	1.228	3	10	861.1-1000-030A1-GP	*	*	*	*	10.0	.394	89	3.504	87.8	3.457	47	1.850	1.2	.047	20	290	DIN 6537 K
10.50	.413	32.8	1.291	3	12	861.1-1050-032A1-GP	*	*	*	*	12.0	.472	102	4.016	100.7	3.965	55	2.165	1.3	.051	20	290	DIN 6537 K
11.00	.433	34.3	1.350	3	12	861.1-1100-033A1-GP	*	*	*	*	12.0	.472	102	4.016	100.7	3.965	55	2.165	1.3	.051	20	290	DIN 6537 K
11.11	.437	34.7	1.366	3	12	861.1-1111-033A1-GP	*	*	*	*	12.0	.472	102	4.016	100.7	3.965	55	2.165	1.3	.051	20	290	DIN 6537 K
11.50	.453	35.9	1.413	3	12	861.1-1150-035A1-GP	*	*	*	*	12.0	.472	102	4.016	100.6	3.961	55	2.165	1.4	.055	20	290	DIN 6537 K
12.00	.472	37.4	1.472	3	12	861.1-1200-036A1-GP	*	*	*	*	12.0	.472	102	4.016	100.6	3.961	55	2.165	1.4	.055	20	290	DIN 6537 K

Dados de corte: www.sandvik.coromant.com

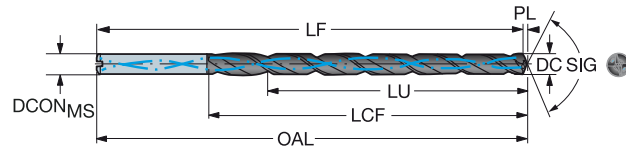


Broca CoroDrill® 861 inteiriça de metal duro

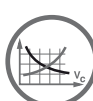
Para múltiplos materiais

Broca para furos profundos - refrigeração interna

TCHA H9
SIG 140°



											P				M				K				N				Dimensões, mm, pol.									
											GC34				GC34				GC34				GC34													
DC	DC*	LU	LU*	ULDR	CZC _{MS}	Código para pedido					DCON _{MS}	DCON _{MS} *	OAL	OAL*	LF	LF*	LCF	LCF*	PL	PL*	BAR	PSI	BSG													
10.50	.413	127.7	5.028	12	12	861.1-1050-126A1-GM	*	*	*	*	12.0	.472	228	8.976	226.3	8.909	176	6.929	1.7	.067	20	290	COROMANT													
10.50	.413	159.2	6.268	15	12	861.1-1050-158A1-GM	*	*	*	*	12.0	.472	240	9.449	238.3	9.382	189	7.441	1.7	.067	20	290	COROMANT													
10.50	.413	211.7	8.335	20	12	861.1-1050-210A1-GM	*	*	*	*	12.0	.472	293	11.535	290.8	11.449	242	9.528	1.7	.067	20	290	COROMANT													
10.72	.422	130.3	5.130	12	12	861.1-1072-129A1-GM	*	*	*	*	12.0	.472	228	8.976	226.2	8.906	176	6.929	1.8	.071	20	290	COROMANT													
11.00	.433	133.8	5.268	12	12	861.1-1100-132A1-GM	*	*	*	*	12.0	.472	228	8.976	226.2	8.906	176	6.929	1.8	.071	20	290	COROMANT													
11.00	.433	166.8	6.567	15	12	861.1-1100-165A1-GM	*	*	*	*	12.0	.472	249	9.803	247.2	9.732	198	7.795	1.8	.071	20	290	COROMANT													
11.00	.433	221.8	8.732	20	12	861.1-1100-220A1-GM	*	*	*	*	12.0	.472	304	11.969	302.2	11.898	253	9.961	1.8	.071	20	290	COROMANT													
11.11	.437	135.2	5.323	12	12	861.1-1111-133A1-GM	*	*	*	*	12.0	.472	228	8.976	226.2	8.906	176	6.929	1.8	.071	20	290	COROMANT													
11.11	.437	168.5	6.634	15	12	861.1-1111-167A1-GM	*	*	*	*	12.0	.472	251	9.882	249.2	9.811	200	7.874	1.8	.071	20	290	COROMANT													
11.11	.437	224.1	8.823	20	12	861.1-1111-222A1-GM	*	*	*	*	12.0	.472	307	12.087	304.8	12.000	256	10.079	1.8	.071	20	290	COROMANT													
11.20	.441	136.2	5.362	12	12	861.1-1120-134A1-GM	*	*	*	*	12.0	.472	228	8.976	226.2	8.906	176	6.929	1.8	.071	20	290	COROMANT													
11.50	.453	139.9	5.508	12	12	861.1-1150-138A1-GM	*	*	*	*	12.0	.472	228	8.976	226.1	8.902	176	6.929	1.9	.075	20	290	COROMANT													
11.50	.453	174.4	6.866	15	12	861.1-1150-173A1-GM	*	*	*	*	12.0	.472	258	10.158	256.1	10.083	207	8.150	1.9	.075	20	290	COROMANT													
11.50	.453	231.9	9.130	20	12	861.1-1150-230A1-GM	*	*	*	*	12.0	.472	316	12.441	313.6	12.347	265	10.433	1.9	.075	20	290	COROMANT													
11.80	.465	143.5	5.650	12	12	861.1-1180-142A1-GM	*	*	*	*	12.0	.472	228	8.976	226.1	8.902	176	6.929	1.9	.075	20	290	COROMANT													
12.00	.472	146.0	5.748	12	12	861.1-1200-144A1-GM	*	*	*	*	12.0	.472	228	8.976	226.0	8.898	176	6.929	2.0	.079	20	290	COROMANT													
12.00	.472	182.0	7.165	15	12	861.1-1200-180A1-GM	*	*	*	*	12.0	.472	267	10.512	265.0	10.433	216	8.504	2.0	.079	20	290	COROMANT													
12.00	.472	242.0	9.528	20	12	861.1-1200-240A1-GM	*	*	*	*	12.0	.472	327	12.874	325.0	12.795	276	10.866	2.0	.079	20	290	COROMANT													
12.30	.484	149.7	5.894	12	14	861.1-1230-148A1-GM	*	*	*	*	14.0	.551	258	10.158	256.0	10.079	207	8.150	2.0	.079	20	290	COROMANT													
12.50	.492	152.0	5.984	12	14	861.1-1250-150A1-GM	*	*	*	*	14.0	.551	258	10.158	256.0	10.079	207	8.150	2.0	.079	20	290	COROMANT													
12.70	.500	154.5	6.083	12	14	861.1-1270-152A1-GM	*	*	*	*	14.0	.551	258	10.158	255.9	10.075	207	8.150	2.1	.083	20	290	COROMANT													
13.00	.512	158.1	6.224	12	14	861.1-1300-156A1-GM	*	*	*	*	14.0	.551	258	10.158	255.9	10.075	207	8.150	2.1	.083	20	290	COROMANT													
13.10	.516	159.3	6.272	12	14	861.1-1310-157A1-GM	*	*	*	*	14.0	.551	258	10.158	255.9	10.075	207	8.150	2.1	.083	20	290	COROMANT													
13.50	.531	164.2	6.465	12	14	861.1-1350-162A1-GM	*	*	*	*	14.0	.551	258	10.158	255.8	10.071	207	8.150	2.2	.087	20	290	COROMANT													
13.89	.547	169.0	6.654	12	14	861.1-1389-167A1-GM	*	*	*	*	14.0	.551	258	10.158	255.7	10.067	207	8.150	2.3	.091	20	290	COROMANT													
14.00	.551	170.3	6.705	12	14	861.1-1400-168A1-GM	*	*	*	*	14.0	.551	258	10.158	255.7	10.067	207	8.150	2.3	.091	20	290	COROMANT													
14.50	.571	176.4	6.945	12	16	861.1-1450-174A1-GM	*	*	*	*	16.0	.630	291	11.457	288.6	11.362	236	9.291	2.4	.094	20	290	COROMANT													
15.00	.591	182.5	7.185	12	16	861.1-1500-180A1-GM	*	*	*	*	16.0	.630	291	11.457	288.5	11.358	236	9.291	2.5	.098	20	290	COROMANT													
15.50	.610	188.5	7.421	12	16	861.1-1550-186A1-GM	*	*	*	*	16.0	.630	291	11.457	288.5	11.358	236	9.291	2.5	.098	20	290	COROMANT													
15.88	.625	193.1	7.602	12	16	861.1-1588-191A1-GM	*	*	*	*	16.0	.630	291	11.457	288.4	11.354	236	9.291	2.6	.102	20	290	COROMANT													
16.00	.630	194.6	7.661	12	16	861.1-1600-192A1-GM	*	*	*	*	16.0	.630	291	11.457	288.4	11.354	236	9.291	2.6	.102	20	290	COROMANT													



B84



E9



E28



E14



CoroDrill® 862

Broca inteira de metal duro com refrigeração interna para microfuros

Aplicação

- Tolerância atingível do furo: H8–H9
- Adequada para todos os materiais
- Comprimentos da broca: 8–12 × diâmetro da broca



Área de aplicação ISO:



Características e benefícios

- Alto desempenho em aços, aços inoxidáveis, ferros fundidos e alumínio
- Geometria da ferramenta especial e tratamento superficial para remoção eficiente dos cavacos
- Furo com boa entrada e saída, tolerância estreita
- A geometria do canal ACM (Advanced Chip Management) para cavacos pequenos e gerenciáveis
- A geometria da ponta especialmente desenhada reduz as forças de avanço
- A superfície suave da broca permite um escoamento de cavacos rápido e eficiente
- Os furos para refrigeração interna são direcionados para a ponta da broca mesmo em profundidades maiores de furação



www.sandvik.coromant.com/corodrill862

Recomendações

Use o CoroChuck™ 930 com sua CoroDrill 862 para manter a produção eficiente através de trocas e set-ups rápidos e fáceis



CoroDrill® 863

Brocas para CNC, ADU e máquinas robóticas em materiais para montagens no setor aeroespacial

Aplicação

- Operações CNC e ADU
- Disponíveis opções de CVD, PCD e metal duro
- Tipos de material: compósito, alumínio, titânio, superligas resistentes ao calor e aços inoxidáveis



Área de aplicação ISO:



Características e benefícios

- Geometrias para baixo avanço reduzem a delaminação do furo e rebarbas de saída
- Itens armazenados são perfeitos para teste em aplicações específicas
- A geometria de ponta da ferramenta para usinar CFRP pode sair sem problemas de malhas e CFRP unidirecional



www.sandvik.coromant.com/corodrill863

Programa

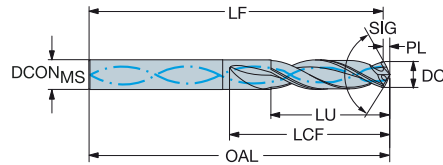
- CoroDrill 863® - O: desenvolvida para aumentar a vida útil da ferramenta em pacotes de CFRP
- CoroDrill 863® - OS: desenvolvida para bom gerenciamento de cavacos em pacotes de CFRP/titânio
- CoroDrill 863® - N: desenvolvida para usinagem com alta velocidade de pacotes de alumínio
- CoroDrill 863® - MS: desenvolvida para aplicações em pacotes de metal duro

Broca CoroDrill 863® inteiriça de metal duro

Para usinagem CNC e ADU em materiais para montagem aeroespaciais

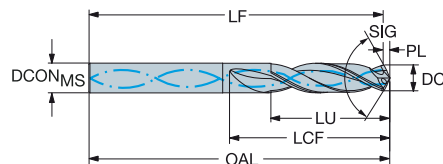
Refrigeração interna

TDCD 0-0,008
 TCHA H8
 TCHAL 4
 TCHAU 4
 SIG 135°



											N Dimensões, mm, pol.										
											H10F										
DC	DC*	LU	LU*	ULDR	CZC _{MS}	Código para pedido	DCON _{MS}	DCON _{MS} *	OAL	OAL*	LF	LF*	LCF	LCF*	PL	PL*	BAR	PSI	BSG		
4.83	.190	20.0	.787	4	5	863.1-0483-020A1-N	5.0	.197	58	2.283	56.6	2.226	28	1.102	1.5	.057	9	130	COROMANT		
4.85	.191	20.0	.787	4	5	863.1-0485-020A1-N	5.0	.197	58	2.283	56.6	2.226	28	1.102	1.5	.057	9	130	COROMANT		
6.35	.250	26.0	1.024	4	6	863.1-0635-026A1-N	6.0	.236	75	2.953	73.1	2.876	37	1.457	2.0	.077	9	130	COROMANT		
6.37	.251	26.0	1.024	4	6	863.1-0637-026A1-N	6.0	.236	75	2.953	73.1	2.876	37	1.457	2.0	.077	9	130	COROMANT		
7.94	.313	32.0	1.260	4	8	863.1-0794-032A1-N	8.0	.315	81	3.189	78.6	3.094	43	1.693	2.4	.095	9	130	COROMANT		
7.97	.314	32.0	1.260	4	8	863.1-0796-032A1-N	8.0	.315	81	3.189	78.6	3.094	43	1.693	2.4	.095	9	130	COROMANT		
9.53	.375	39.0	1.535	4	10	863.1-0953-039A1-N	10.0	.394	93	3.661	90.1	3.548	51	2.008	2.9	.113	9	130	COROMANT		
9.55	.376	39.0	1.535	4	10	863.1-0955-039A1-N	10.0	.394	93	3.661	90.1	3.548	51	2.008	2.9	.113	9	130	COROMANT		
11.12	.438	43.0	1.693	3	12	863.1-1112-043A1-N	12.0	.472	105	4.134	101.6	4.002	58	2.283	3.4	.132	9	130	COROMANT		
11.14	.439	43.0	1.693	3	12	863.1-1114-043A1-N	12.0	.472	105	4.134	101.6	4.002	58	2.283	3.4	.132	9	130	COROMANT		

TDCD 0-0,008
 TCHA H8
 TCHAL 4
 TCHAU 4
 SIG 135°



											N S O Dimensões, mm, pol.										
											H10F H10F H10F										
DC	DC*	LU	LU*	ULDR	CZC _{MS}	Código para pedido	DCON _{MS}	DCON _{MS} *	OAL	OAL*	LF	LF*	LCF	LCF*	PL	PL*	BAR	PSI	BSG		
4.83	.190	20.0	.787	4	5	863.1-0483-020A1-OS	5.0	.197	58	2.283	55.7	2.193	28	1.102	2.3	.091	9	130	COROMANT		
4.85	.191	20.0	.787	4	5	863.1-0485-020A1-OS	5.0	.197	58	2.283	55.7	2.193	28	1.102	2.3	.091	9	130	COROMANT		
6.35	.250	26.0	1.024	4	6	863.1-0635-026A1-OS	6.0	.236	75	2.953	72.3	2.845	37	1.457	2.7	.107	9	130	COROMANT		
6.37	.251	26.0	1.024	4	6	863.1-0637-026A1-OS	6.0	.236	75	2.953	72.3	2.845	37	1.457	2.7	.108	9	130	COROMANT		
7.94	.313	32.0	1.260	4	8	863.1-0794-032A1-OS	8.0	.315	81	3.189	77.7	3.059	43	1.693	3.3	.130	9	130	COROMANT		
7.97	.314	32.0	1.260	4	8	863.1-0796-032A1-OS	8.0	.315	81	3.189	77.7	3.059	43	1.693	3.3	.130	9	130	COROMANT		
9.53	.375	39.0	1.535	4	10	863.1-0953-039A1-OS	10.0	.394	93	3.661	89.1	3.506	51	2.008	3.9	.155	9	130	COROMANT		
9.55	.376	39.0	1.535	4	10	863.1-0955-039A1-OS	10.0	.394	93	3.661	89.1	3.506	51	2.008	3.9	.155	9	130	COROMANT		
11.12	.438	43.0	1.693	3	12	863.1-1112-043A1-OS	12.0	.472	105	4.134	100.4	3.952	58	2.283	4.6	.182	9	130	COROMANT		
11.14	.439	43.0	1.693	3	12	863.1-1114-043A1-OS	12.0	.472	105	4.134	100.4	3.952	58	2.283	4.6	.182	9	130	COROMANT		



B83



E9



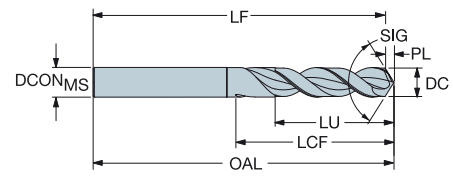
E28



Broca CoroDrill 863[®] inteiriça de metal duro

Para usinagem CNC e ADU em materiais para montagem aeroespaciais

- TCDC h7
- TCHA H8
- TCHAL 3
- TCHAU 3
- SIG 90°



B

							0	Dimensões, mm, pol.									
							N20C										
DC	DC*	LU	LU*	ULDR	CZC _{MS}	Código para pedido		DCON _{MS}	DCON _{MS} [#]	OAL	OAL*	LF	LF*	PL	PL*	BSG	
3.30	.130	17.9	.705	5	6	863.1-0330-017A0-O	★	6.0	.236	66	2.598	64.6	2.543	1.4	.056	COROMANT	
4.85	.191	26.3	1.035	5	6	863.1-0485-024A0-O	★	6.0	.236	82	3.228	79.9	3.146	2.1	.082	COROMANT	
6.37	.251	34.6	1.362	5	8	863.1-0637-032A0-O	★	8.0	.315	91	3.583	88.3	3.475	2.7	.107	COROMANT	
7.96	.313	43.2	1.701	5	8	863.1-0796-039A0-O	★	8.0	.315	91	3.583	87.6	3.448	3.4	.135	COROMANT	
9.55	.376	51.9	2.043	5	10	863.1-0955-048A0-O	★	10.0	.394	103	4.055	98.9	3.894	4.1	.161	COROMANT	

C

D

E

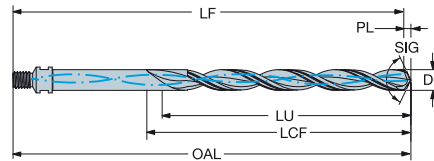


Broca CoroDrill 863® inteiriça de metal duro

Para usinagem CNC e ADU em materiais para montagem aeroespaciais

Acoplamento com rosca

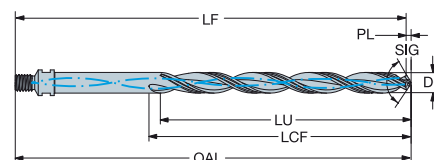
TCDC 0-0,008
 TCHA H8
 TCHAL 4
 TCHAU 4
 SIG 135°



Refrigeração interna

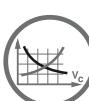
										M	N	S	Dimensões, mm, pol.										
										H10F	H10F	H10F	OAL	OAL*	LF	LF*	LCF	LCF*	PL	PL*	BAR	PSI	BSG
4.83	.190	30.0	1.181	6	5/16-24	863.1-0483-030B1-MS	★	★	★	152	6.000	141.9	5.586	101	4.000	1.7	.068	9	130	COROMANT			
4.85	.191	30.0	1.181	6	5/16-24	863.1-0485-030B1-MS	★	★	★	152	6.000	141.3	5.564	101	4.000	1.7	.068	9	130	COROMANT			
6.35	.250	39.0	1.535	6	5/16-24	863.1-0635-039B1-MS	★	★	★	152	6.000	141.4	5.566	101	4.000	2.2	.088	9	130	COROMANT			
6.37	.251	39.0	1.535	6	5/16-24	863.1-0637-039B1-MS	★	★	★	152	6.000	141.3	5.563	101	4.000	2.2	.088	9	130	COROMANT			
7.94	.313	48.0	1.890	6	5/16-24	863.1-0794-048B1-MS	★	★	★	152	6.000	140.8	5.544	101	4.000	2.7	.108	9	130	COROMANT			
7.97	.314	48.0	1.890	6	5/16-24	863.1-0796-048B1-MS	★	★	★	152	6.000	140.8	5.543	101	4.000	2.8	.108	9	130	COROMANT			
9.53	.375	58.0	2.283	6	5/16-24	863.1-0953-058B1-MS	★	★	★	152	6.000	140.3	5.522	101	4.000	3.3	.129	9	130	COROMANT			
9.55	.376	58.0	2.283	6	5/16-24	863.1-0955-058B1-MS	★	★	★	152	6.000	140.3	5.523	101	4.000	3.3	.129	9	130	COROMANT			
11.12	.438	67.0	2.638	6	7/16-20	863.1-1112-067B1-MS	★	★	★	152	6.000	138.1	5.438	101	4.000	3.8	.151	9	130	COROMANT			
11.14	.439	67.0	2.638	6	7/16-20	863.1-1114-067B1-MS	★	★	★	152	6.000	138.1	5.435	101	4.000	3.8	.151	9	130	COROMANT			

TCDC 0-0,008
 TCHA H8
 TCHAL 4
 TCHAU 4
 SIG 135°



Refrigeração interna

										N	S	O	Dimensões, mm, pol.										
										H10F	H10F	H10F	OAL	OAL*	LF	LF*	LCF	LCF*	PL	PL*	BAR	PSI	BSG
4.83	.190	30.0	1.181	6	5/16-24	863.1-0483-030B1-OS	★	★	★	152	6.000	142.3	5.600	101	4.000	1.3	.051	9	130	COROMANT			
4.85	.191	30.0	1.181	6	5/16-24	863.1-0485-030B1-OS	★	★	★	152	6.000	142.3	5.600	101	4.000	1.3	.051	9	130	COROMANT			
6.35	.250	39.0	1.535	6	5/16-24	863.1-0635-039B1-OS	★	★	★	152	6.000	141.8	5.582	101	4.000	1.8	.069	9	130	COROMANT			
6.37	.251	39.0	1.535	6	5/16-24	863.1-0637-039B1-OS	★	★	★	152	6.000	141.8	5.582	101	4.000	1.8	.069	9	130	COROMANT			
7.94	.313	48.0	1.890	6	5/16-24	863.1-0794-048B1-OS	★	★	★	152	6.000	141.3	5.564	101	4.000	2.2	.087	9	130	COROMANT			
7.97	.314	48.0	1.890	6	5/16-24	863.1-0796-048B1-OS	★	★	★	152	6.000	141.4	5.567	101	4.000	2.2	.087	9	130	COROMANT			
9.53	.375	58.0	2.283	6	5/16-24	863.1-0953-058B1-OS	★	★	★	152	6.000	140.9	5.548	101	4.000	2.7	.106	9	130	COROMANT			
9.55	.376	58.0	2.283	6	5/16-24	863.1-0955-058B1-OS	★	★	★	152	6.000	140.9	5.546	101	4.000	2.7	.106	9	130	COROMANT			
11.12	.438	67.0	2.638	6	7/16-20	863.1-1112-067B1-OS	★	★	★	152	6.000	138.8	5.465	101	4.000	3.1	.120	9	130	COROMANT			
11.14	.439	67.0	2.638	6	7/16-20	863.1-1114-067B1-OS	★	★	★	152	6.000	138.8	5.466	101	4.000	3.1	.120	9	130	COROMANT			



B83



E9



E28



CoroDrill® 452

Brocas de metal duro inteiriças, alargadores e escareadores

Aplicação

- Máquinas manuais
- Furos de rebites e parafusos
- Plásticos reforçados com fibra de carbono (CFRP)
- Plásticos reforçados com fibra de carbono (CFRP) e materiais metálicos em pacotes



Área de aplicação ISO:



Características e benefícios

- Furos com tolerâncias estreitas, bom acabamento superficial
- Ferramentas otimizadas para materiais metálicos em pacotes e CFRP
- As geometrias para baixo avanço reduzem o risco de delaminação e rebarbas



Uma família de ferramentas para furos de parafusos e rebites. Opções como brocas escalonadas, alargadores, escareadores estão disponíveis.

www.sandvik.coromant.com/corodrill452

Programa

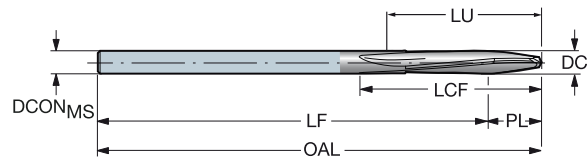
- CoroDrill® 452.1–C: desenvolvida para furação de pacotes de CFRP
- CoroDrill® 452.1–CM: desenvolvida para furação de pacotes metálicos/CFRP
- CoroDrill® 452.R–CM: desenvolvida para alargamento de pacotes metálicos/CFRP
- CoroDrill® 452.C1: desenvolvida para alargamento de CFRP

Broca CoroDrill® 452 inteiriça de metal duro

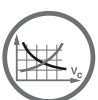
Para máquinas manuais

Para materiais de montagem aeroespacial

TCHA H9
SIG 118°



										o Dimensões, mm, pol.									
										DIMENSÕES									
DC	DC*	LU	LU*	ULDR	CZC _{MS}	Código para pedido	★	DCON _{MS}	DCON _{MS} *	OAL	OAL*	LF	LF*	LCF	LCF*	PL	PL*	BSG	
2.50	.098	50.0	1.968	20	2	452.1-0250-044A0-C	★	2.5	.098	101	4.000	96.1	3.782	56	2.218	5.5	.218	COROMANT	
3.26	.129	51.7	2.035	15	3	452.1-0326-044A0-C	★	3.3	.128	101	4.000	94.4	3.715	58	2.285	7.2	.285	COROMANT	
4.17	.164	53.7	2.114	12	4	452.1-0417-044A0-C	★	4.2	.164	101	4.000	92.4	3.636	60	2.364	9.2	.364	COROMANT	
4.83	.190	55.2	2.172	11	4	452.1-0483-044A0-C	★	4.8	.190	101	4.000	90.9	3.578	61	2.422	10.7	.422	COROMANT	
5.56	.219	56.8	2.235	10	7/32	452.1-0556-044A0-C	★	5.6	.219	101	4.000	89.3	3.515	63	2.485	12.3	.485	COROMANT	
6.35	.250	58.6	2.305	9	1/4	452.1-0635-044A0-C	★	6.4	.250	101	4.000	87.5	3.445	64	2.555	14.1	.555	COROMANT	
7.94	.313	62.1	2.444	7	5/16	452.1-0794-044A0-C	★	7.9	.313	101	4.000	84.0	3.306	68	2.694	17.6	.694	COROMANT	



B94



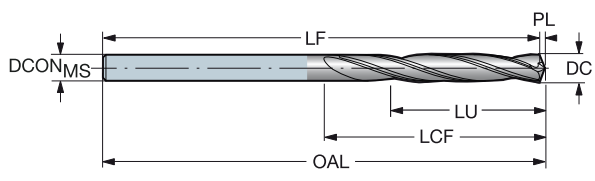
E9

Broca CoroDrill® 452 inteiriça de metal duro

Para máquinas manuais

Para materiais de montagem aeroespacial

TCHA H9
SIG 135°

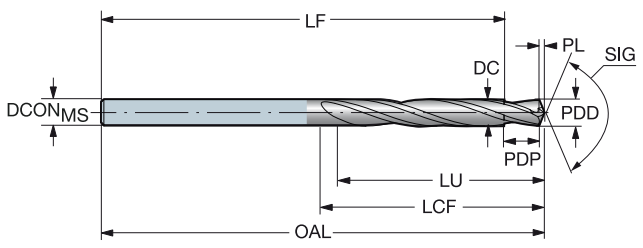


B

							M	N	S	O	Dimensões, mm, pol.										
DC	DC*	LU	LU*	ULDR	CZC _{MS}	Código para pedido	H10F	H10F	H10F	H10F	DC _{CONMS}	DC _{CONMS} *	OAL	OAL*	LF	LF*	LCF	LCF*	PL	PL*	BSG
2.50	.098	44.5	1.750	17	2	452.1-0250-044A0-CM	*	*	*	*	2.5	.098	101	4.000	101.1	3.980	50	2.000	0.5	.020	COROMANT
3.26	.129	44.5	1.750	13	3	452.1-0326-044A0-CM	*	*	*	*	3.3	.128	101	4.000	100.9	3.972	50	2.000	0.7	.027	COROMANT
4.17	.164	44.5	1.750	10	4	452.1-0417-044A0-CM	*	*	*	*	4.2	.164	101	4.000	100.7	3.965	50	2.000	0.9	.034	COROMANT
4.83	.190	44.5	1.750	9	4	452.1-0483-044A0-CM	*	*	*	*	4.8	.190	101	4.000	100.6	3.961	50	2.000	1.0	.039	COROMANT
5.56	.219	44.5	1.750	7	7/32	452.1-0556-044A0-CM	*	*	*	*	5.6	.219	101	4.000	100.5	3.955	50	2.000	1.2	.045	COROMANT
6.35	.250	44.5	1.750	6	1/4	452.1-0635-044A0-CM	*	*	*	*	6.4	.250	101	4.000	100.3	3.949	50	2.000	1.3	.052	COROMANT
7.94	.313	44.5	1.750	5	5/16	452.1-0794-044A0-CM	*	*	*	*	7.9	.313	101	4.000	100.0	3.937	50	2.000	1.6	.065	COROMANT

C

TCHA H9
SIG 135°



D

							M	N	S	O	Dimensões, mm, pol.														
DC	DC*	LU	LU*	ULDR	CZC _{MS}	Código para pedido	H10F	H10F	H10F	H10F	DC _{CONMS}	DC _{CONMS} *	OAL	OAL*	LF	LF*	LCF	LCF*	PL	PL*	PDD	PDD*	PDP	PDP*	BSG
4.17	.164	44.5	1.750	10	4	452.4-0417-034A0-CM	*	*	*	*	4.2	.164	101	4.000	91.3	3.594	50	2.000	0.7	.028	3.37	.133	9.53	.375	COROMANT
4.83	.190	44.5	1.752	9	4	452.4-0483-034A0-CM	*	*	*	*	4.8	.190	101	4.000	91.2	3.589	50	2.000	0.8	.033	4.06	.160	9.53	.375	COROMANT
5.56	.219	44.5	1.750	7	7/32	452.4-0556-034A0-CM	*	*	*	*	5.6	.219	101	4.000	91.0	3.583	50	2.000	1.0	.039	4.76	.188	9.53	.375	COROMANT
6.35	.250	44.5	1.750	7	1/4	452.4-0635-034A0-CM	*	*	*	*	6.4	.250	101	4.000	90.8	3.576	50	2.000	1.2	.045	5.56	.219	9.53	.375	COROMANT
7.94	.313	44.5	1.750	5	5/16	452.4-0794-034A0-CM	*	*	*	*	7.9	.313	101	4.000	90.5	3.563	50	2.000	1.5	.058	7.15	.281	9.53	.375	COROMANT

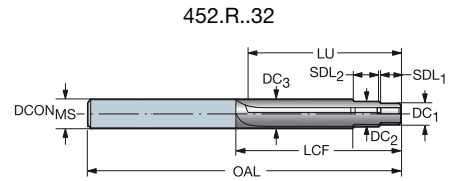
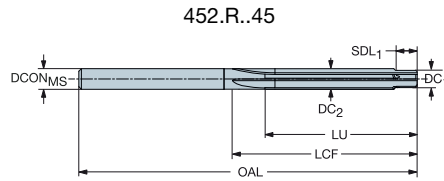
E



Alargador CoroDrill® 452 inteiriço de metal duro

Para máquinas manuais

Para materiais de montagem aeroespacial

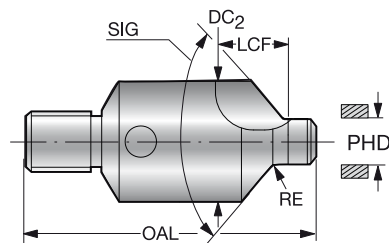


											M N S O				Dimensões, mm, pol.										
DC ₁	DC ₁ [*]	DC ₂	DC ₂ [*]	DC ₃	DC ₃ [*]	LU	LU [*]	CZC _{MS}	Código para pedido	1/2	5/16	3/8	7/16	DCON _{MS}	DCON _{MS} [*]	OAL	OAL [*]	SDL ₁	SDL ₁ [*]	SDL ₂	SDL ₂ [*]	LCF	LCF [*]	BSG	
3.10	.122	4.10	.161			45.00	1.772	4	452.R-0410-045A0-CM	★	★	★	★	4.10	.161	100.00	3.937	3.74	.147			50.00	1.969	COROMANT	
4.10	.161	5.10	.201			45.00	1.772	5	452.R-0510-045A0-CM	★	★	★	★	5.10	.201	100.00	3.937	5.00	.197			50.00	1.969	COROMANT	
5.10	.201	6.10	.240			45.00	1.772	6	452.R-0610-045A0-CM	★	★	★	★	6.10	.240	100.00	3.937	6.00	.236			50.00	1.969	COROMANT	
5.54	.218	6.35	.250			45.00	1.772	1/4	452.R-0635-045A0-CM	★	★	★	★	6.35	.250	100.00	3.937	7.00	.276			50.00	1.969	COROMANT	
7.13	.281	7.94	.313			45.00	1.772	5/16	452.R-0794-045A0-CM	★	★	★	★	7.94	.313	100.00	3.937	8.00	.315			50.00	1.969	COROMANT	
2.57	.101	3.35	.132	4.17	.164	50.80	2.000	4	452.R-0417-032A0-CM	★	★	★	★	4.17	.164	101.60	4.000	6.13	.241	5.95	.234	55.88	2.200	COROMANT	
3.96	.156	4.74	.187	5.56	.219	50.80	2.000	7/32	452.R-0556-032A0-CM	★	★	★	★	5.56	.219	101.60	4.000	6.02	.237	5.95	.234	55.88	2.200	COROMANT	
4.75	.187	5.54	.218	6.35	.250	50.80	2.000	1/4	452.R-0635-032A0-CM	★	★	★	★	6.35	.250	101.60	4.000	6.35	.250	6.35	.250	55.88	2.200	COROMANT	
6.34	.250	5.54	.218	7.94	.313	50.80	2.000	5/16	452.R-0794-029A0-CM	★	★	★	★	7.94	.313	101.60	4.000	7.92	.312	7.92	.312	55.88	2.200	COROMANT	

CoroDrill® 452 para alargamento

Para máquinas manuais

Para materiais de montagem aeroespacial



											Dimensões, mm, pol.										
PHD	PHD [*]	SIG	CZC _{MS}	Código para pedido	CD10	DC ₁	DC ₁ [*]	DC ₂	DC ₂ [*]	OAL	OAL [*]	LCF	LCF [*]	RE	RE [*]						
4.14	.163	100°	1/4-28	452.C1-0414-100T-C	★	4.14	.163	10.00	.393	36.00	1.417	7.85	.309	0.90	.035						
4.14	.163	130°	1/4-28	452.C1-0414-130T-C	★	4.14	.163	10.00	.393	36.00	1.417	12.10	.476	0.60	.024						
4.80	.189	100°	1/4-28	452.C1-0480-100T-C	★	4.80	.189	10.00	.393	36.58	1.440	7.94	.312	0.90	.035						
4.80	.189	130°	1/4-28	452.C1-0480-130T-C	★	4.80	.189	10.00	.393	36.58	1.440	11.88	.467	0.60	.024						
5.53	.217	100°	1/4-28	452.C1-0553-100T-C	★	5.53	.217	10.00	.393	36.58	1.440	12.01	.472	0.90	.035						
5.53	.217	130°	1/4-28	452.C1-0553-130T-C	★	5.53	.217	10.00	.393	36.58	1.440	12.01	.472	0.60	.024						
6.32	.249	100°	1/4-28	452.C1-0632-100T-C	★	6.32	.249	14.00	.551	37.82	1.488	14.58	.574	0.90	.035						
6.32	.249	130°	1/4-28	452.C1-0632-130T-C	★	6.32	.249	14.00	.551	37.82	1.488	14.53	.572	0.60	.024						
7.91	.311	100°	1/4-28	452.C1-0791-100T-C	★	7.91	.311	18.00	.708	39.73	1.564	14.58	.574	1.15	.045						
7.91	.311	130°	1/4-28	452.C1-0791-130T-C	★	7.91	.311	18.00	.708	39.73	1.564	14.58	.574	0.90	.035						
12.68	.499	100°	3/8-24	452.C1-1268-100T-C	★	12.68	.499	26.00	1.023	49.00	1.929	23.77	.935	1.40	.055						



B94



E9



CoroDrill® 400 e CoroDrill® 430

Usinagem de furos altamente produtividade em alumínio e ferro fundido

Soluções de ferramentas flexíveis e precisas

A CoroDrill® 400 de canal reto é uma solução otimizada desenvolvida para amplo uso na indústria automotiva. Ela foi cuidadosamente desenhada para atender às rígidas necessidades de precisão.



A CoroDrill® 430 de canal helicoidal é uma solução otimizada para amplo uso na indústria automotiva. Ela foi cuidadosamente desenhada para atender às rígidas necessidades por alta precisão.

Área de aplicação ISO:

N



Características e benefícios

- Fácil remoção de cavacos
- Retilidade do buraco e acabamento superficial melhorado devido à margem dupla
- Multiescalonados, chanfros, raios e outros formatos podem ser obtidos
- Fácil de reconicionar
- Entrega rápida
- Flexibilidade

www.sandvik.coromant.com/corodril400

www.sandvik.coromant.com/corodril430

Utilizado na indústria automotiva para:

Blocos de motor, cabeçotes, carcaças, munhões da direção e cilindros de freios

Ligas de silício de alumínio e todas as classes de ferro fundido, incluindo GCI (ferro fundido cinzento), CGI (ferro fundido vermicular) e nodular

Pré-rosqueamento com machos do tamanho do furo

Chanfrar furos e formatos multiescalonados


Canal reto

Para perfis complexos, multiescalonados e relação de passo grande



Três canais

Para alargar furos existentes (furação do núcleo)

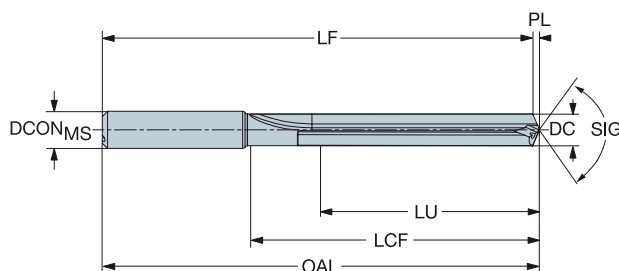



CoroDrill® 400 broca inteira de metal duro

Para alumínio

Refrigeração interna

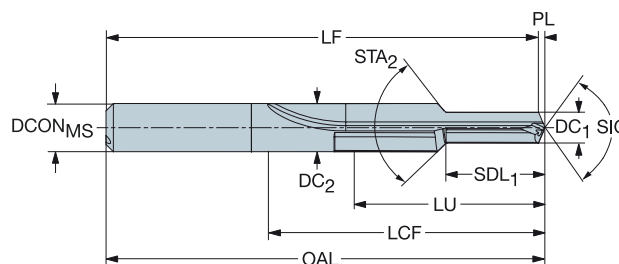

TCHA H9
SIG 135°



											N		Dimensões, mm, pol.										
											INBU	INDU											
DC	DC*	LU	LU*	ULDR	CZC _{MS}	Código para pedido	DCON _{MS}	DCON _{MS} *	OAL	OAL*	LF	LF*	LCF	LCF*	PL	PL*	SIG	(BAR)	(PSI)	BSG			
5.00	.197	30.0	1.181	6	6	400.1-0500-030A1-NM	★	★	6.0	.236	85	3.346	84.0	3.308	45	1.785	1.0	.038	135°	20	290	COROMANT	
7.00	.276	50.0	1.969	7	8	400.1-0700-050A1-NM	★	★	8.0	.315	110	4.331	108.6	4.276	68	2.695	1.4	.054	135°	20	290	COROMANT	
10.20	.402	70.0	2.756	6	12	400.1-1020-070A1-NM	★	★	12.0	.472	140	5.512	138.0	5.432	92	3.652	2.0	.080	135°	20	290	COROMANT	
12.50	.492	75.0	2.953	6	14	400.1-1250-075A1-NM	★	★	14.0	.551	150	5.906	147.5	5.807	100	3.956	2.5	.099	135°	20	290	COROMANT	

Refrigeração interna

TCHA H9
SIG 135°



											N		Dimensões, mm, pol.													
											INBU	INDU														
DC ₁	DC ₁ *	DC ₂	DC ₂ *	SDL ₁	SDL ₁ *	STA ₂	LU	LU*	CZC _{MS}	Código para pedido	DCON _{MS}	DCON _{MS} *	OAL	OAL*	LF	LF*	LCF	LCF*	PL	PL*	SIG	(BAR)	(PSI)	BSG		
5.00	.197	8.00	.315	15.00	.591	90°	31.0	1.220	8	400.4-0500-031A1-NM	★	★	8.0	.315	90	3.543	89.0	3.505	50	2.002	1.0	.038	135°	20	290	COROMANT
6.80	.268	10.00	.394	20.40	.803	90°	40.0	1.575	10	400.4-0680-040A1-NM	★	★	10.0	.394	105	4.134	103.7	4.081	62	2.452	1.3	.053	135°	20	290	COROMANT
8.50	.335	12.00	.472	25.50	1.004	90°	50.0	1.969	12	400.4-0850-050A1-NM	★	★	12.0	.472	125	4.921	123.3	4.855	74	2.940	1.7	.067	135°	20	290	COROMANT
10.20	.402	16.00	.630	30.60	1.205	90°	63.0	2.480	16	400.4-1020-063A1-NM	★	★	16.0	.630	145	5.709	143.0	5.629	91	3.605	2.0	.080	135°	20	290	COROMANT

Broca tipo 4 para usar com as faixas de avanço DC2 RPM e DC1.



B94



E9

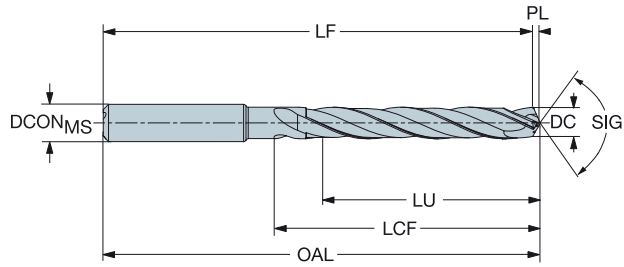


Broca CoroDrill® 430 inteiriça de metal duro

Para alumínio

Refrigeração interna

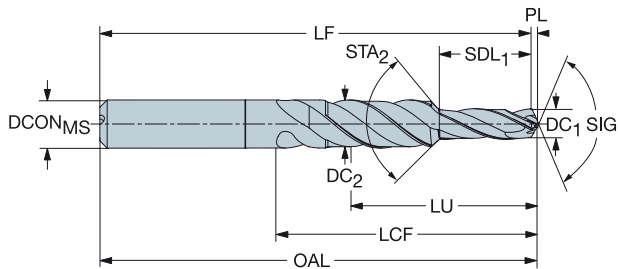

TCHA H9
SIG 135°



											N Dimensões, mm, pol.										
											MIBU										
DC	DC*	LU	LU*	ULDR	CZC _{MS}	Código para pedido	DCON _{MS}	DCON _{MS} *	OAL	OAL*	LF	LF*	LCF	LCF*	PL	PL*	SIG	BAR	PSI	BSG	
5.00	.197	30.0	1.181	6	6	430.1-0500-030A1-NM	★	6.0	.236	85	3.346	84.0	3.306	37	1.476	1.0	.041	135°	20	290	COROMANT
7.00	.276	50.0	1.969	7	8	430.1-0700-050A1-NM	★	8.0	.315	110	4.331	108.6	4.274	60	2.382	1.5	.057	135°	20	290	COROMANT
10.20	.402	70.0	2.756	6	12	430.1-1020-070A1-NM	★	12.0	.472	140	5.512	137.9	5.429	85	3.358	2.1	.083	135°	20	290	COROMANT
12.50	.492	75.0	2.953	6	14	430.1-1250-075A1-NM	★	14.0	.551	150	5.906	147.4	5.804	93	3.693	2.6	.102	135°	20	290	COROMANT

Refrigeração interna

TCHA H9
SIG 135°



											N Dimensões, mm, pol.														
											MIBU														
DC ₁	DC ₁ *	DC ₂	DC ₂ *	SDL ₁	SDL ₁ *	STA ₂	LU	LU*	CZC _{MS}	Código para pedido	DCON _{MS}	DCON _{MS} *	OAL	OAL*	LF	LF*	LCF	LCF*	PL	PL*	SIG	BAR	PSI	BSG	
5.00	.197	8.00	.315	15.00	.591	90°	31.0	1.220	8	430.4-0500-031A1-NM	★	8.0	.315	90	3.543	89.0	3.503	39	1.535	1.0	.041	135°	20	290	COROMANT
6.80	.268	10.00	.394	20.40	.803	90°	40.4	1.591	10	430.4-0680-040A1-NM	★	10.0	.394	105	4.134	103.6	4.078	50	1.984	1.4	.056	135°	20	290	COROMANT
8.50	.335	12.00	.472	25.50	1.004	90°	49.5	1.949	12	430.4-0850-050A1-NM	★	12.0	.472	125	4.921	123.2	4.852	61	2.421	1.8	.069	135°	20	290	COROMANT
10.20	.402	16.00	.630	30.60	1.205	90°	62.6	2.465	16	430.4-1020-063A1-NM	★	16.0	.630	145	5.709	142.9	5.626	78	3.094	2.1	.083	135°	20	290	COROMANT

Broca tipo 4 para usar com as faixas de avanço DC2 RPM e DC1.



Selecione seus dados de corte

A formação e o escoamento de cavacos são questões críticas em furação e dependem do material da peça, da escolha da broca/geometria da pastilha, pressão/volume da refrigeração, dados de corte. O entupimento de cavacos pode causar movimento radial da broca e, conseqüentemente, afetar a qualidade do furo, vida útil e confiabilidade da broca ou causar quebra da broca/pastilhas.

A formação dos cavacos é aceitável quando os cavacos podem ser expulsos da broca sem problemas. A melhor maneira de identificar isso é ouvir a furação. Um som consistente indica um bom escoamento de cavacos, mas sons interrompidos indicam entupimento de cavacos. Verifique a força de avanço ou monitore a potência. Se ocorrerem irregularidades, o entupimento de cavacos pode ser a razão. Verifique os cavacos: Se eles forem longos e tortos, não enrolados, ocorreu entupimento de cavacos. Verifique o furo: se houver entupimento por cavaco, você verá a superfície irregular

Efeitos da velocidade de corte – v_c

Velocidade de corte muito alta:

Rápido desgaste do flanco
Deformação plástica
Tolerância e qualidade do furo insatisfatórias

Velocidade de corte muito baixa:

Aresta postiça
Escoamento de cavacos ruim
Tempo em corte mais longo

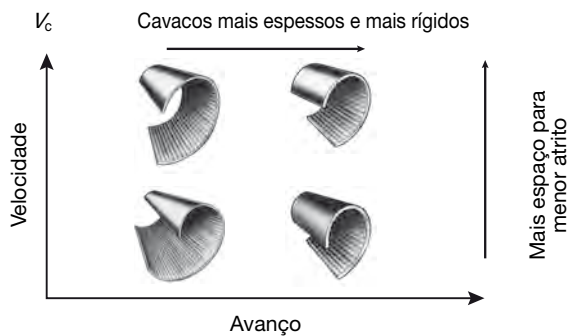
Efeitos do avanço – f_n

Alta faixa de avanço:

Quebra de cavacos mais difícil
Menos tempo em corte
Menos desgaste da ferramenta, porém maior risco de quebra da broca
Qualidade reduzida do furo

Baixa faixa de avanço:

Recomendado para materiais com cavacos longos
Melhor qualidade
Desgaste de ferramenta acelerado
Tempo em corte mais longo



Obtendo uma boa qualidade do furo

Escoamento de cavacos

Certifique-se de que o escoamento dos cavacos seja satisfatório. O entupimento de cavacos afeta a qualidade do furo e a confiabilidade/vida útil da ferramenta. A geometria da broca/pastilha e os dados de corte são cruciais.

Estabilidade, set-up da ferramenta

Use a broca o mais curta possível. Use um porta-ferramenta rígido e preciso com batimento radial mínimo. Certifique-se de que o fuso da máquina esteja em boas condições e bem alinhado. Certifique-se de que a peça esteja firme e estável. Estabeleça as faixas de avanço corretas para superfícies irregulares, angulares e furos cruzados.

CoroDrill® 860-GM

Valores métricos

ISO	N° MC	Material	Dureza Brinell	Velocidade de corte,vc (m/min)
			HB	(mín.-início-máx.)
P	P1.1.Z.AN	Aços sem liga C = 0.05-0.10%	125	120-145-170
	P1.1.Z.AN	C = 0.1-0.25%	125	120-145-170
	P1.2.Z.AN	C = 0.25-0.55%	150	100-125-150
	P1.3.Z.AN	C = 0.55-0.80%	170	100-125-150
	P1.3.Z.AN	Aços alto-carbono Aços-ferramenta (Carbono)	210	100-125-150
	P2.1.Z.AN	Aços baixa-liga Não endurecidos	175	100-125-150
	P2.5.Z.HT.1	Endurecidos e temperados	275	80-100-120
	P2.5.Z.HT.2	Endurecidos e temperados	350	60-80-100
	P3.0.Z.AN	Aços alta-liga Recozidos	200	64-77-90
	P3.0.Z.HT.1	Aços-ferramenta endurecidos	300	64-77-90
	P1.5.C.UT	Aços fundidos Aços sem liga	150	64-77-90
	P2.6.C.UT	Com baixa liga (elementos de liga < 5%)	200	64-77-90

Valores em polegadas

ISO	N° MC	Material	Dureza Brinell	Velocidade de corte (V _c) pés/min
			HB	(mín.-início-máx.)
P	P1.1.Z.AN	Aços sem liga C = 0.05-0.10%	125	393 - 475 - 557
	P1.1.Z.AN	C = 0.1-0.25%	125	393 - 475 - 557
	P1.2.Z.AN	C = 0.25-0.55%	150	328 - 410 - 492
	P1.3.Z.AN	C = 0.55-0.80%	170	328 - 410 - 492
	P1.3.Z.AN	Aços alto-carbono Aços-ferramenta (Carbono)	210	328 - 410 - 492
	P2.1.Z.AN	Aços baixa-liga Não endurecidos	175	328 - 410 - 492
	P2.5.Z.HT.1	Endurecidos e temperados	275	262 - 328 - 393
	P2.5.Z.HT.2	Endurecidos e temperados	350	196 - 262 - 328
	P3.0.Z.AN	Aços alta-liga Recozidos	200	209 - 252 - 295
	P3.0.Z.HT.1	Aços-ferramenta endurecidos	300	209 - 252 - 295
	P1.5.C.UT	Aços fundidos Aços sem liga	150	209 - 252 - 295
	P2.6.C.UT	Com baixa liga (elementos de liga < 5%)	200	209 - 252 - 295

Valores métricos

ISO	N° MC	Material	Dureza Brinell	Velocidade de corte,vc (m/min)
			HB	(mín.-início-máx.)
M	M1.0.Z.AQ	Aços inoxidáveis Austeníticos	200	30-38-46
	M2.0.Z.AQ	Superaustenítico Ni>20%	200	28-36-44
	M3.1.Z.AQ	Duplex (austeníticos/ferríticos)	230	28-35-42
	M3.2.Z.AQ	Duplex (austeníticos/ferríticos)	260	26-31-35
	M1.0.C.UT	Austeníticos	200	28-36-44
	M2.0.C.AQ	Superaustenítico Ni>20%	200	28-36-44
	M3.1.C.AQ	Ferríticos	230	24-30-36

Valores em polegadas

ISO	N° MC	Material	Dureza Brinell	Velocidade de corte (V _c) pés/min
			HB	(mín.-início-máx.)
M	M1.0.Z.AQ	Aços inoxidáveis Austeníticos	200	98-125-151
	M2.0.Z.AQ	Superaustenítico Ni>20%	200	92-118-144
	M3.1.Z.AQ	Duplex (austeníticos/ferríticos)	230	92-115-138
	M3.2.Z.AQ	Duplex (austeníticos/ferríticos)	260	85-102-115
	M1.0.C.UT	Austeníticos	200	92-118-144
	M2.0.C.AQ	Superaustenítico Ni>20%	200	92-118-144
	M3.1.C.AQ	Ferríticos	230	79-98-118

CoroDrill® 860-GM

Valores métricos

Diâmetro da broca, mm							
3	4	6	8	10	12	16	20
Avanço (fn) mm/r (min.-início-máx.)							
0.06-0.10-0.14	0.10-0.16-0.22	0.15-0.20-0.25	0.16-0.22-0.28	0.20-0.25-0.30	0.20-0.26-0.34	0.24-0.30-0.38	0.26-0.34-0.40
0.06-0.10-0.14	0.10-0.16-0.22	0.15-0.20-0.25	0.16-0.22-0.28	0.20-0.25-0.30	0.20-0.26-0.34	0.24-0.30-0.38	0.26-0.34-0.40
0.06-0.10-0.14	0.10-0.16-0.22	0.15-0.20-0.25	0.16-0.22-0.28	0.20-0.25-0.30	0.20-0.26-0.34	0.24-0.30-0.38	0.26-0.34-0.40
0.06-0.10-0.14	0.10-0.16-0.22	0.15-0.20-0.25	0.16-0.22-0.28	0.20-0.25-0.30	0.20-0.26-0.34	0.24-0.30-0.38	0.26-0.34-0.40
0.06-0.10-0.14	0.10-0.16-0.22	0.15-0.20-0.25	0.16-0.22-0.28	0.20-0.25-0.30	0.20-0.26-0.34	0.24-0.30-0.38	0.26-0.34-0.40
0.06-0.09-0.12	0.08-0.11-0.14	0.10-0.14-0.18	0.12-0.17-0.23	0.14-0.21-0.28	0.17-0.24-0.31	0.20-0.27-0.34	0.23-0.30-0.37
0.06-0.09-0.12	0.08-0.11-0.14	0.10-0.14-0.18	0.12-0.17-0.23	0.14-0.21-0.28	0.17-0.24-0.31	0.20-0.27-0.34	0.23-0.30-0.37
0.06-0.10-0.14	0.10-0.16-0.22	0.15-0.20-0.25	0.16-0.22-0.28	0.20-0.25-0.30	0.20-0.26-0.34	0.24-0.30-0.38	0.26-0.34-0.40
0.06-0.09-0.12	0.08-0.11-0.14	0.10-0.14-0.18	0.12-0.17-0.23	0.14-0.21-0.28	0.17-0.24-0.31	0.20-0.27-0.34	0.23-0.30-0.37
0.06-0.10-0.14	0.10-0.16-0.22	0.15-0.20-0.25	0.16-0.22-0.28	0.20-0.25-0.30	0.20-0.26-0.34	0.24-0.30-0.38	0.26-0.34-0.40
0.06-0.10-0.14	0.10-0.16-0.22	0.15-0.20-0.25	0.16-0.22-0.28	0.20-0.25-0.30	0.20-0.26-0.34	0.24-0.30-0.38	0.26-0.34-0.40

Valores em polegadas

Diâmetro da broca, polegadas							
0.1181	0.1575	0.2362	0.315	0.3937	0.4724	0.6299	0.7874
Avanço (f _n) pol./r (min.-início-máx.)							
.0023-.0039-.0055	.0039-.0062-.0086	.0059-.0078-.0098	.0062-.0086-.0110	.0078-.0098-.0118	.0078-.0102-.0133	.0094-.0118-.0149	.0090-.0118-.0145
.0023-.0039-.0055	.0039-.0062-.0086	.0059-.0078-.0098	.0062-.0086-.0110	.0078-.0098-.0118	.0078-.0102-.0133	.0094-.0118-.0149	.0090-.0118-.0145
.0023-.0039-.0055	.0039-.0062-.0086	.0059-.0078-.0098	.0062-.0086-.0110	.0078-.0098-.0118	.0078-.0102-.0133	.0094-.0118-.0149	.0090-.0118-.0145
.0023-.0039-.0055	.0039-.0062-.0086	.0059-.0078-.0098	.0062-.0086-.0110	.0078-.0098-.0118	.0078-.0102-.0133	.0094-.0118-.0149	.0090-.0118-.0145
.0023-.0039-.0055	.0039-.0062-.0086	.0059-.0078-.0098	.0062-.0086-.0110	.0078-.0098-.0118	.0078-.0102-.0133	.0094-.0118-.0149	.0090-.0118-.0145
.0023-.0035-.0047	.0031-.0043-.0055	.0039-.0055-.0070	.0047-.0066-.0090	.0055-.0082-.0110	.0066-.0094-.0122	.0078-.0106-.0133	.0090-.0118-.0145
.0023-.0035-.0047	.0031-.0043-.0055	.0039-.0055-.0070	.0047-.0066-.0090	.0055-.0082-.0110	.0066-.0094-.0122	.0078-.0106-.0133	.0090-.0118-.0145
.0023-.0039-.0055	.0039-.0062-.0086	.0059-.0078-.0098	.0062-.0086-.0110	.0078-.0098-.0118	.0078-.0102-.0133	.0094-.0118-.0149	.0102-.0133-.0157
.0023-.0035-.0047	.0031-.0043-.0055	.0039-.0055-.0070	.0047-.0066-.0090	.0055-.0082-.0110	.0066-.0094-.0122	.0078-.0106-.0133	.0090-.0118-.0145
.0023-.0039-.0055	.0039-.0062-.0086	.0059-.0078-.0098	.0062-.0086-.0110	.0078-.0098-.0118	.0078-.0102-.0133	.0094-.0118-.0149	.0102-.0133-.0157
.0023-.0039-.0055	.0039-.0062-.0086	.0059-.0078-.0098	.0062-.0086-.0110	.0078-.0098-.0118	.0078-.0102-.0133	.0094-.0118-.0149	.0102-.0133-.0157

Valores métricos

Diâmetro da broca, mm							
3	4	6	8	10	12	16	20
Avanço (fn) mm/r (min.-início-máx.)							
0.08-0.10-0.12	0.10-0.12-0.14	0.11-0.15-0.17	0.18-0.20-0.22	0.24-0.28-0.32	0.24-0.28-0.32	0.28-0.32-0.36	0.30-0.34-0.38
0.08-0.10-0.12	0.10-0.12-0.14	0.13-0.15-0.17	0.18-0.20-0.22	0.24-0.28-0.32	0.24-0.28-0.32	0.28-0.32-0.36	0.30-0.34-0.38
0.06-0.07-0.09	0.06-0.08-0.10	0.09-0.11-0.13	0.11-0.14-0.17	0.14-0.17-0.20	0.16-0.20-0.24	0.21-0.23-0.25	0.22-0.24-0.26
0.06-0.07-0.09	0.06-0.08-0.10	0.09-0.11-0.13	0.11-0.14-0.17	0.14-0.17-0.20	0.16-0.20-0.24	0.21-0.23-0.25	0.22-0.24-0.26
0.08-0.10-0.12	0.10-0.12-0.14	0.13-0.15-0.17	0.18-0.20-0.22	0.24-0.28-0.32	0.24-0.28-0.32	0.28-0.32-0.36	0.30-0.34-0.38
0.08-0.10-0.12	0.10-0.12-0.14	0.13-0.15-0.17	0.18-0.20-0.22	0.24-0.28-0.32	0.24-0.28-0.32	0.28-0.32-0.36	0.30-0.34-0.38
0.05-0.07-0.09	0.06-0.08-0.10	0.09-0.11-0.13	0.11-0.14-0.17	0.14-0.17-0.20	0.16-0.20-0.24	0.21-0.23-0.25	0.22-0.24-0.26

Valores em polegadas

Diâmetro da broca, polegadas							
0.1181	0.1575	0.2362	0.315	0.3937	0.4724	0.6299	0.7874
Avanço f _n pol./r (min.-início-máx.)							
.0031-.0039-.0047	.0039-.0047-.0055	.0043-.0059-.0067	.0071-.0079-.0087	.0094-.0110-.0126	.0094-.0110-.0126	.0110-.0126-.0142	.0118-.0134-.0150
.0031-.0039-.0047	.0039-.0047-.0055	.0051-.0059-.0067	.0071-.0079-.0087	.0094-.0110-.0126	.0094-.0110-.0126	.0110-.0126-.0142	.0118-.0134-.0150
.0024-.0028-.0035	.0024-.0031-.0039	.0035-.0043-.0051	.0043-.0055-.0067	.0055-.0067-.0079	.0063-.0079-.0094	.0083-.0091-.0098	.0087-.0094-.0102
.0024-.0028-.0035	.0024-.0031-.0039	.0035-.0043-.0051	.0043-.0055-.0067	.0055-.0067-.0079	.0063-.0079-.0094	.0083-.0091-.0098	.0087-.0094-.0102
.0031-.0039-.0047	.0039-.0047-.0055	.0051-.0059-.0067	.0071-.0079-.0087	.0094-.0110-.0126	.0094-.0110-.0126	.0110-.0126-.0142	.0118-.0134-.0150
.0031-.0039-.0047	.0039-.0047-.0055	.0051-.0059-.0067	.0071-.0079-.0087	.0094-.0110-.0126	.0094-.0110-.0126	.0110-.0126-.0142	.0118-.0134-.0150
.0020-.0028-.0035	.0024-.0031-.0039	.0035-.0043-.0051	.0043-.0055-.0067	.0055-.0067-.0079	.0063-.0079-.0094	.0083-.0091-.0098	.0087-.0094-.0102

CoroDrill® 860-GM

Valores métricos

ISO	N° MC	Material	Dureza Brinell HB	Velocidade de corte,vc (m/min)		
K	K1.1.C.NS	Ferros maleáveis	200	(mín.-início-máx.) 80-100-120		
		Feríticos Perlíticos				
	K2.1.C.UT	Ferros fundidos cinzentos	180	100-120-140		
		Baixa resistência à tensão				
		Alta resistência à tensão				
	K2.2.C.UT	Alta resistência à tensão	245	80-100-120		
	K2.3.C.UT	Alta resistência à tensão	175	100-120-140		
	K3.1.C.UT	Ferros fundidos nodulares	155	100-120-140		
		Feríticos				
		K3.2.C.UT			Perlíticos	215
K3.3.C.UT		Perlíticos			265	100-120-140
K3.5.C.UT		Perlíticos			190	100-120-140
K5.1.C.UT	ADI	300	60-80-100			

Valores em polegadas

ISO	N° MC	Material	Dureza Brinell HB	Velocidade de corte (V _c) pés/min		
K	K1.1.C.NS	Ferros maleáveis	200	(mín.-início-máx.) 262-328-393		
		Feríticos Perlíticos				
	K2.1.C.UT	Ferros fundidos cinzentos	180	328-393-459		
		Baixa resistência à tensão				
		Alta resistência à tensão				
	K2.2.C.UT	Alta resistência à tensão	245	262-328-393		
	K2.3.C.UT	Alta resistência à tensão	175	328-393-459		
	K3.1.C.UT	Ferros fundidos nodulares	155	328-393-459		
		Feríticos				
		K3.2.C.UT			Perlíticos	215
K3.3.C.UT		Perlíticos			265	328-393-459
K3.5.C.UT		Perlíticos			190	328-393-459
K5.1.C.UT	ADI	300	196-262-328			

Valores métricos

ISO	N° MC	Material	Dureza Brinell HB	Velocidade de corte,vc (m/min)
S	S2.0.Z.AN	Super ligas resistentes ao calor – à base de níquel	250	(mín.-início-máx.) 15-20-25
		Recozidas ou tratadas em solução		
		Envelhecidas ou tratadas em solução e envelhecidas		
	S2.0.Z.AG	Envelhecidas ou tratadas em solução e envelhecidas	350	10-15-20
	S2.0.C.NS	Fundidos ou fundidos e envelhecidos	320	10-15-20
	S4.1.Z.UT	Ligas de titânio	200	40-50-60
		Austeníticos		
		S4.2.Z.AN		
S4.3.Z.AG	Ligas em condições envelhecidas	245	30-40-50	

Valores em polegadas

ISO	N° MC	Material	Dureza Brinell HB	Velocidade de corte (V _c) pés/min
S	S2.0.Z.AN	Super ligas resistentes ao calor – à base de níquel	250	(mín.-início-máx.) 49-65-82
		Recozidas ou tratadas em solução		
		Envelhecidas ou tratadas em solução e envelhecidas		
	S2.0.Z.AG	Envelhecidas ou tratadas em solução e envelhecidas	350	32-49-65
	S2.0.C.NS	Fundidos ou fundidos e envelhecidos	320	32-49-65
	S4.1.Z.UT	Ligas de titânio	200	131-164-196
		Austeníticos		
		S4.2.Z.AN		
S4.3.Z.AG	Ligas em condições envelhecidas	245	98-131-164	

CoroDrill® 860-GM

Valores métricos

Diâmetro da broca, mm							
3	4	6	8	10	12	16	20
Avanço (fn) mm/r (mín.-início-máx.)							
0.08-0.10-0.12	0.10-0.12-0.14	0.12-0.16-0.18	0.16-0.20-0.24	0.20-0.25-0.30	0.22-0.28-0.33	0.25-0.32-0.38	0.27-0.34-0.40
0.10-0.15-0.20	0.14-0.18-0.23	0.16-0.22-0.27	0.20-0.26-0.312	0.26-0.33-0.40	0.30-0.38-0.45	0.34-0.43-0.51	0.36-0.45-0.54
0.08-0.10-0.12	0.10-0.12-0.14	0.12-0.16-0.18	0.16-0.20-0.24	0.20-0.25-0.30	0.22-0.28-0.33	0.25-0.32-0.38	0.27-0.34-0.40
0.10-0.15-0.20	0.14-0.18-0.23	0.16-0.22-0.27	0.20-0.26-0.31	0.26-0.33-0.40	0.30-0.38-0.45	0.34-0.43-0.51	0.36-0.45-0.54
0.10-0.13-0.15	0.12-0.15-0.18	0.16-0.20-0.24	0.20-0.26-0.31	0.26-0.33-0.40	0.30-0.38-0.45	0.34-0.43-0.51	0.36-0.45-0.54
0.08-0.12-0.16	0.12-0.15-0.18	0.14-0.18-0.20	0.18-0.23-0.28	0.20-0.27-0.34	0.24-0.30-0.36	0.25-0.32-0.38	0.27-0.34-0.40
0.08-0.12-0.16	0.12-0.15-0.18	0.14-0.18-0.20	0.18-0.23-0.28	0.20-0.27-0.34	0.24-0.30-0.36	0.25-0.32-0.38	0.27-0.34-0.40
0.10-0.13-0.15	0.12-0.15-0.18	0.16-0.20-0.24	0.20-0.26-0.31	0.26-0.33-0.40	0.30-0.38-0.45	0.34-0.43-0.51	0.36-0.45-0.54
0.08-0.12-0.16	0.12-0.15-0.18	0.14-0.18-0.20	0.18-0.23-0.28	0.20-0.27-0.34	0.24-0.30-0.36	0.25-0.32-0.38	0.27-0.34-0.40

Valores em polegadas

Diâmetro da broca, polegadas							
0.1181	0.1575	0.2362	0.315	0.3937	0.4724	0.6299	0.7874
Avanço (f _n), pol./r (mín.-início-máx.)							
.0031-.0039-.0047	.0039-.0047-.0055	.0047-.0062-.0071	.0062-.0078-.0094	.0078-.0098-.0118	.0086-.0110-.0129	.0098-.0125-.0149	.0160-.0133-.0157
.0039-.0059-.0078	.0055-.0070-.0090	.0062-.0086-.0106	.0078-.0102-.0122	.0102-.0129-.0157	.0118-.0149-.0177	.0133-.0169-.0200	.0141-.0177-.0213
.0031-.0039-.0047	.0039-.0047-.0055	.0047-.0062-.0071	.0062-.0078-.0094	.0078-.0098-.0118	.0086-.0110-.0129	.0098-.0125-.0149	.0160-.0133-.0157
.0039-.0059-.0078	.0055-.0070-.0090	.0062-.0086-.0106	.0078-.0102-.0122	.0102-.0129-.0157	.0118-.0149-.0177	.0133-.0169-.0200	.0141-.0177-.0213
.0031-.0047-.0062	.0047-.0059-.0070	.0055-.0070-.0078	.0070-.0090-.0110	.0078-.0106-.0133	.0094-.0128-.0141	.0098-.0125-.0149	.0160-.0133-.0157
.0039-.0051-.0059	.0047-.0059-.0070	.0062-.0078-.0094	.0078-.0102-.0122	.0102-.0129-.0157	.0118-.0149-.0177	.0133-.0169-.0200	.0141-.0177-.0213
.0031-.0047-.0062	.0047-.0059-.0070	.0055-.0070-.0078	.0070-.0090-.0110	.0078-.0106-.0133	.0094-.0128-.0141	.0098-.0125-.0149	.0160-.0133-.0157
.0039-.0051-.0059	.0047-.0059-.0070	.0062-.0078-.0094	.0078-.0102-.0122	.0102-.0129-.0157	.0118-.0149-.0177	.0133-.0169-.0200	.0141-.0177-.0213
.0031-.0047-.0062	.0047-.0059-.0070	.0055-.0070-.0078	.0070-.0090-.0110	.0078-.0106-.0133	.0094-.0128-.0141	.0098-.0125-.0149	.0160-.0133-.0157

Valores métricos

Diâmetro da broca, mm							
3	4	6	8	10	12	16	20
Avanço (fn) mm/r (mín.-início-máx.)							
0.06-0.08-0.10	0.06-0.08-0.10	0.06-0.08-0.10	0.08-0.10-0.12	0.08-0.10-0.12	0.10-0.12-0.15	0.10-0.12-0.15	0.10-0.12-0.15
0.06-0.08-0.10	0.06-0.08-0.10	0.06-0.08-0.10	0.08-0.10-0.12	0.08-0.10-0.12	0.10-0.12-0.15	0.10-0.12-0.15	0.10-0.12-0.15
0.06-0.08-0.10	0.06-0.08-0.10	0.06-0.08-0.10	0.08-0.10-0.12	0.08-0.10-0.12	0.10-0.12-0.15	0.10-0.12-0.15	0.10-0.12-0.15
0.06-0.08-0.12	0.06-0.08-0.12	0.06-0.08-0.12	0.08-0.12-0.16	0.10-0.14-0.16	0.12-0.16-0.20	0.16-0.20-0.24	0.20-0.25-0.30
0.06-0.08-0.12	0.06-0.08-0.12	0.06-0.08-0.12	0.08-0.12-0.16	0.10-0.14-0.16	0.12-0.16-0.20	0.16-0.20-0.24	0.20-0.25-0.30
0.06-0.08-0.12	0.06-0.08-0.12	0.06-0.08-0.12	0.08-0.12-0.16	0.10-0.14-0.16	0.12-0.16-0.20	0.16-0.20-0.24	0.20-0.25-0.30

Valores em polegadas

Diâmetro da broca, polegadas							
0.1181	0.1575	0.2362	0.315	0.3937	0.4724	0.6299	0.7874
Avanço (f _n), pol./r (mín.-início-máx.)							
.0023-.0031-.0039	.0023-.0031-.0039	.0023-.0031-.0039	.0023-.0031-.0039	.0031-.0039-.0047	.0039-.0047-.0059	.0039-.0047-.0059	.0039-.0047-.0059
.0023-.0031-.0039	.0023-.0031-.0039	.0023-.0031-.0039	.0023-.0031-.0039	.0031-.0039-.0047	.0039-.0047-.0059	.0039-.0047-.0059	.0039-.0047-.0059
.0023-.0031-.0039	.0023-.0031-.0039	.0023-.0031-.0039	.0023-.0031-.0039	.0031-.0039-.0047	.0039-.0047-.0059	.0039-.0047-.0059	.0039-.0047-.0059
.0023-.0031-.0051	.0023-.0031-.0039	.0023-.0031-.0039	.0031-.0047-.0062	.0039-.0055-.0062	.0047-.0062-.0078	.0062-.0078-.0094	.0078-.0098-.0118
.0023-.0031-.0051	.0023-.0031-.0039	.0023-.0031-.0039	.0031-.0047-.0062	.0039-.0055-.0062	.0047-.0062-.0078	.0062-.0078-.0094	.0078-.0098-.0118
.0023-.0031-.0051	.0023-.0031-.0039	.0023-.0031-.0039	.0031-.0047-.0062	.0039-.0055-.0062	.0047-.0062-.0078	.0062-.0078-.0094	.0078-.0098-.0118

CoroDrill® 860-GM

Valores métricos

ISO	N° MC	Material	Dureza Brinell HB	Velocidade de corte,vc (m/min)
N	N1.2.Z.UT	Ligas à base de alumínio Comercial puro	60	(mín.-início-máx.) 170-225-280
	N1.2.Z.AG	Ligas AlSi, Si ≤ 1%	100	170-225-280
	N1.3.C.UT	Fundidas, não-envelhecidas	75	170-225-280
	N1.3.C.AG	Fundidos ou fundidos e envelhecidos	90	160-200-240
	N1.4.C.NS	Ligas fundidas AlSi, Si ≥ 13%	130	120-150-180
	N3.3.U.UT	Ligas à base de cobre Ligas de corte livre (Pb > 1%)	110	110-140-170
N3.1.U.UT	Ligas de cobre sem chumbo (incl. cobre eletrolítico)	100	100-125-150	

Valores em polegadas

ISO	N° MC	Material	Dureza Brinell HB	Velocidade de corte (V _c) pés/min
N	N1.2.Z.UT	Ligas à base de alumínio Comercial puro	60	(mín.-início-máx.) 557-738-918
	N1.2.Z.AG	Ligas AlSi, Si ≤ 1%	100	557-738-918
	N1.3.C.UT	Fundidas, não-envelhecidas	75	557-738-918
	N1.3.C.AG	Fundidos ou fundidos e envelhecidos	90	524-656-787
	N1.4.C.NS	Ligas fundidas AlSi, Si ≥ 13%	130	393-492-590
	N3.3.U.UT	Ligas à base de cobre Ligas de corte livre (Pb > 1%)	110	360-459-557
N3.1.U.UT	Ligas de cobre sem chumbo (incl. cobre eletrolítico)	100	328-410-492	

Valores métricos

ISO	N° MC	Material	Dureza	Velocidade de corte,vc (m/min)
H	H1.3.Z.HA	Aços extra-duros Endurecidos e temperados	47-60 HRC	(mín.-início-máx.) 15-20-25
	H1.3.Z.HA	Endurecidos e temperados	47-60 HRC	15-20-25
	H1.1.Z.HA	Endurecidos e temperados	50 HRC	15-20-25
	H2.0.C.UT.4	Ferros fundidos coquilhados	64 HRC	12-15-18

Valores em polegadas

ISO	N° MC	Material	Dureza	Velocidade de corte (V _c) pés/min
H	H1.3.Z.HA	Aços extra-duros Endurecidos e temperados	47-60 HRC	(mín.-início-máx.) 49-65-82
	H1.3.Z.HA	Endurecidos e temperados	47-60 HRC	49-65-82
	H1.1.Z.HA	Endurecidos e temperados	50 HRC	49-65-82
	H2.0.C.UT.4	Ferros fundidos coquilhados	64 HRC	39-49-59

CoroDrill® 860-GM

Valores métricos

Diâmetro da broca, mm							
3	4	6	8	10	12	16	20
Avanço (fn) mm/r (mín.-início-máx.)							
0.10-0.13-0.15	0.12-0.15-0.18	0.16-0.20-0.24	0.20-0.26-0.30	0.26-0.33-0.39	0.22-0.28-0.33	0.25-0.32-0.38	0.27-0.34-0.40
0.10-0.13-0.15	0.12-0.15-0.18	0.16-0.20-0.24	0.20-0.26-0.30	0.26-0.33-0.39	0.22-0.28-0.33	0.25-0.32-0.38	0.27-0.34-0.40
0.10-0.13-0.15	0.12-0.15-0.18	0.16-0.20-0.24	0.20-0.26-0.31	0.26-0.33-0.40	0.30-0.38-0.45	0.34-0.43-0.51	0.36-0.45-0.54
0.08-0.10-0.12	0.10-0.12-0.14	0.12-0.16-0.18	0.16-0.20-0.24	0.20-0.25-0.30	0.22-0.28-0.33	0.25-0.32-0.38	0.27-0.34-0.40
0.10-0.13-0.15	0.10-0.12-0.14	0.16-0.20-0.24	0.20-0.26-0.31	0.26-0.33-0.40	0.30-0.38-0.45	0.34-0.43-0.51	0.36-0.45-0.54
0.10-0.13-0.15	0.12-0.15-0.18	0.16-0.20-0.24	0.20-0.26-0.31	0.26-0.33-0.40	0.30-0.38-0.45	0.34-0.43-0.51	0.36-0.45-0.54
0.08-0.10-0.12	0.10-0.12-0.14	0.12-0.16-0.18	0.16-0.20-0.24	0.20-0.25-0.30	0.22-0.28-0.33	0.25-0.32-0.38	0.27-0.34-0.40

Valores em polegadas

Diâmetro da broca, polegadas							
0.1181	0.1575	0.2362	0.315	0.3937	0.4724	0.6299	0.7874
Avanço (f _n) pol./r (mín.-início-máx.)							
.0039-.0051-.0060	.0047-.0059-.0070	.0062-.0078-.0094	.0078-.0102-.0122	.0102-.0129-.0153	.0086-.0110-.0129	.0098-.0125-.0149	.0106-.0133-.0157
.0039-.0051-.0060	.0047-.0059-.0070	.0062-.0078-.0094	.0078-.0102-.0122	.0102-.0129-.0153	.0086-.0110-.0129	.0098-.0125-.0149	.0106-.0133-.0157
.0039-.0051-.0060	.0047-.0059-.0070	.0062-.0078-.0094	.0078-.0102-.0122	.0102-.0129-.0167	.0118-.0149-.0178	.0134-.0169-.0201	.0141-.0177-.0212
.0031-.0039-.0048	.0039-.0047-.0055	.0047-.0062-.0070	.0062-.0078-.0094	.0078-.0098-.0118	.0086-.0110-.0129	.0098-.0125-.0149	.0106-.0133-.0157
.0039-.0051-.0060	.0047-.0059-.0070	.0062-.0078-.0094	.0078-.0102-.0122	.0102-.0129-.0167	.0118-.0149-.0178	.0134-.0169-.0201	.0141-.0177-.0212
.0039-.0051-.0060	.0047-.0059-.0070	.0062-.0078-.0094	.0078-.0102-.0122	.0102-.0129-.0167	.0118-.0149-.0178	.0134-.0169-.0201	.0141-.0177-.0212
.0031-.0039-.0048	.0039-.0047-.0055	.0047-.0062-.0070	.0062-.0078-.0094	.0078-.0098-.0118	.0086-.0110-.0129	.0098-.0125-.0149	.0106-.0133-.0157

Valores métricos

Diâmetro da broca, mm							
3	4	6	8	10	12	16	20
Avanço (fn) mm/r (mín.-início-máx.)							
0.06-0.08-0.10	0.06-0.08-0.10	0.06-0.08-0.10	0.08-0.10-0.12	0.10-0.12-0.15	0.12-0.15-0.18	0.12-0.15-0.18	0.12-0.15-0.18
0.06-0.08-0.10	0.06-0.08-0.10	0.06-0.08-0.10	0.08-0.10-0.12	0.10-0.11-0.13	0.10-0.11-0.13	0.12-0.13-0.15	0.12-0.13-0.15
0.06-0.08-0.10	0.06-0.08-0.10	0.06-0.08-0.10	0.08-0.10-0.12	0.10-0.12-0.15	0.12-0.15-0.18	0.12-0.15-0.18	0.12-0.15-0.18
0.06-0.08-0.10	0.06-0.08-0.10	0.06-0.08-0.10	0.08-0.10-0.12	0.10-0.11-0.13	0.10-0.11-0.13	0.12-0.13-0.15	0.12-0.13-0.15

Valores em polegadas

Diâmetro da broca, polegadas							
0.1181	0.1575	0.2362	0.315	0.3937	0.4724	0.6299	0.7874
Avanço (f _n) pol./r (mín.-início-máx.)							
.0023-.0031-.0039	.0023-.0031-.0039	.0023-.0031-.0039	.0031-.0039-.0047	.0039-.0047-.0059	.0047-.0059-.0070	.0047-.0059-.0070	.0047-.0059-.0070
.0023-.0031-.0039	.0023-.0031-.0039	.0023-.0031-.0039	.0031-.0039-.0047	.0039-.0043-.0051	.0039-.0043-.0051	.0047-.0051-.0059	.0047-.0051-.0059
.0023-.0031-.0039	.0023-.0031-.0039	.0023-.0031-.0039	.0031-.0039-.0047	.0039-.0047-.0059	.0047-.0059-.0070	.0047-.0059-.0070	.0047-.0059-.0070
.0023-.0031-.0039	.0023-.0031-.0039	.0023-.0031-.0039	.0031-.0039-.0047	.0039-.0043-.0051	.0039-.0043-.0051	.0047-.0051-.0059	.0047-.0051-.0059

CoroDrill® 860-PM

Refrigeração interna, valores métricos

3 – 8 × DC

ISO	N° MC	Material	Dureza Brinell HB	Classe	Velocidade de corte (V _c) m/min
P	P1.1.Z.AN	Aços sem liga C = 0,05–0,10% C = 0,1–0,25% C = 0,25–0,55% C = 0,55–0,80%	125	4234	(mín.-início-máx.) 140-200-250
	P1.1.Z.AN		125	4234	140-200-250
	P1.2.Z.AN		150	4234	140-180-250
	P1.3.Z.AN		170	4234	140-180-250
	P1.3.Z.AN	Aços alto-carbono Aços-ferramenta (Carbono)	210	4234	150-170-220
	P2.1.Z.AN P2.5.Z.HT P2.5.Z.HT	Aços baixa-liga Não endurecidos Endurecidos e temperados Endurecidos e temperados	175	4234	120-170-240
			275	4234	80-110-140
			350	4234	60-80-100
	P3.0.Z.AN P3.0.Z.HT	Aços alta-liga Recozidos Aços-ferramenta endurecidos	200	4234	60-120-140
			300	4234	60-80-100
P1.5.C.UT P2.6.C.UT	Aços fundidos Sem liga Baixa-liga (elementos de liga ≤5%)	150	4234	120-170-210	
		200	4234	120-160-220	

CoroDrill® 860-NM

2 – 3 × DC

ISO	N° MC	Material	Velocidade de corte (V _c) m/min
N	N1.1.Z.UT N1.2.C.NS N1.2.S.UT N1.2.Z.AG N1.2.Z.UT N1.3.C.AG N1.3.C.UT N1.4.C.NS N2.0.C.UT	Ligas à base de alumínio Comercial pura	(mín.-início-máx.) 320-400-480
			320-400-480
		Ligas AlSi, Si ≤ 1% Forjadas ou forjadas e trabalhadas a frio, não-envelhecidas Fundidos ou fundidos e envelhecidos Fundidas, não-envelhecidas Ligas fundidas AlSi, Si ≥ 13%	320-400-480
			320-400-480
			320-400-480
			240-300-360
			320-400-480
			200-250-300
		Ligas à base de magnésio	200-250-300

7 – 8 × DC

ISO	N° MC	Material	Velocidade de corte (V _c) m/min
N	N1.1.Z.UT N1.2.C.NS N1.2.S.UT N1.2.Z.AG N1.2.Z.UT N1.3.C.AG N1.3.C.UT N1.4.C.NS N2.0.C.UT	Ligas à base de alumínio Comercial pura	(mín.-início-máx.) 320-400-480
			320-400-480
		Ligas AlSi, Si ≤ 1% Forjadas ou forjadas e trabalhadas a frio, não-envelhecidas Fundidos ou fundidos e envelhecidos Fundidas, não-envelhecidas Ligas fundidas AlSi, Si ≥ 13%	320-400-480
			320-400-480
			320-400-480
			240-300-360
			320-400-480
			200-250-300
		Ligas à base de magnésio	200-250-300

As recomendações de dados de corte são válidas para refrigeração interna que propicia melhor desempenho.

Pressão mín. recomendada 15 bar

Se a refrigeração externa for usada:

- Mais importante ajustar os dados de corte para boa formação e bom escoamento de cavacos
- Podem ser necessárias taxas de penetração mais baixas que as possíveis com a refrigeração interna

CoroDrill® 860-PM

Refrigeração interna, valores métricos

3 – 8 × DC

Diâmetro da broca, mm							
3	4	6	8	10	12	16	20
Avanço (f _n), mm/r (mín.-início-máx.)							
0.06-0.10-0.20	0.10-0.14-0.24	0.12-0.18-0.28	0.14-0.22-0.32	0.15-0.24-0.39	0.18-0.27-0.42	0.21-0.30-0.45	0.24-0.33-0.48
0.06-0.10-0.20	0.10-0.14-0.24	0.12-0.18-0.28	0.14-0.22-0.32	0.15-0.24-0.39	0.18-0.27-0.42	0.21-0.30-0.45	0.24-0.33-0.48
0.06-0.10-0.20	0.10-0.14-0.24	0.12-0.18-0.28	0.14-0.22-0.32	0.15-0.24-0.39	0.18-0.27-0.42	0.21-0.30-0.45	0.24-0.33-0.48
0.06-0.10-0.20	0.10-0.14-0.24	0.12-0.18-0.28	0.14-0.22-0.32	0.15-0.24-0.39	0.18-0.27-0.42	0.21-0.30-0.45	0.24-0.33-0.48
0.06-0.10-0.20	0.10-0.14-0.24	0.12-0.18-0.28	0.14-0.22-0.32	0.15-0.24-0.39	0.18-0.27-0.42	0.21-0.30-0.45	0.24-0.33-0.48
0.06-0.10-0.20	0.10-0.14-0.24	0.12-0.18-0.28	0.14-0.22-0.30	0.15-0.24-0.39	0.18-0.27-0.42	0.21-0.30-0.45	0.24-0.33-0.48
0.08-0.14-0.20	0.14-0.18-0.24	0.18-0.24-0.32	0.20-0.28-0.36	0.20-0.32-0.40	0.22-0.36-0.44	0.24-0.40-0.48	0.26-0.44-0.50
0.08-0.12-0.18	0.14-0.16-0.22	0.18-0.22-0.30	0.20-0.25-0.33	0.20-0.29-0.37	0.22-0.33-0.41	0.24-0.36-0.42	0.26-0.40-0.48
0.08-0.14-0.22	0.10-0.18-0.24	0.12-0.20-0.26	0.15-0.22-0.28	0.16-0.24-0.32	0.18-0.28-0.40	0.20-0.30-0.42	0.22-0.32-0.44
0.08-0.12-0.16	0.10-0.15-0.18	0.12-0.18-0.22	0.15-0.20-0.28	0.16-0.22-0.32	0.18-0.26-0.36	0.20-0.28-0.40	0.22-0.30-0.42
0.06-0.10-0.20	0.10-0.14-0.24	0.12-0.18-0.28	0.14-0.22-0.30	0.15-0.24-0.39	0.18-0.27-0.42	0.21-0.30-0.45	0.24-0.33-0.48
0.06-0.10-0.20	0.10-0.14-0.24	0.12-0.18-0.28	0.14-0.22-0.30	0.15-0.24-0.39	0.18-0.27-0.42	0.21-0.30-0.45	0.24-0.33-0.48

B

CoroDrill® 860-NM

2 – 3 × DC

Diâmetro da broca, mm							
3	4	6	8	10	12	16	20
Avanço (f _n), mm/r (mín.-início-máx.)							
0.20-0.25-0.30	0.260-0.325-0.390	0.426-0.533-0.639	0.64-0.80-0.96	0.8-1.0-1.2	0.88-1.20-1.44	0.96-1.20-1.44	0.96-1.20-1.44
0.20-0.25-0.30	0.260-0.325-0.390	0.426-0.533-0.639	0.64-0.80-0.96	0.8-1.0-1.2	0.88-1.20-1.44	0.96-1.20-1.44	0.96-1.20-1.44
0.20-0.25-0.30	0.260-0.325-0.390	0.426-0.533-0.639	0.64-0.80-0.96	0.8-1.0-1.2	0.88-1.20-1.44	0.96-1.20-1.44	0.96-1.20-1.44
0.20-0.25-0.30	0.260-0.325-0.390	0.426-0.533-0.639	0.64-0.80-0.96	0.8-1.0-1.2	0.88-1.20-1.44	0.96-1.20-1.44	0.96-1.20-1.44
0.20-0.25-0.30	0.260-0.325-0.390	0.426-0.533-0.639	0.64-0.80-0.96	0.8-1.0-1.2	0.88-1.20-1.44	0.96-1.20-1.44	0.96-1.20-1.44
0.20-0.25-0.30	0.260-0.325-0.390	0.426-0.533-0.639	0.64-0.80-0.96	0.8-1.0-1.2	0.88-1.20-1.44	0.96-1.20-1.44	0.96-1.20-1.44
0.20-0.25-0.30	0.260-0.325-0.390	0.426-0.533-0.639	0.64-0.80-0.96	0.8-1.0-1.2	0.88-1.20-1.44	0.96-1.20-1.44	0.96-1.20-1.44
0.144-0.180-0.216	0.176-0.220-0.264	0.254-0.317-0.380	0.344-0.430-0.516	0.44-0.55-0.66	0.56-0.70-0.84	0.56-0.70-0.84	0.592-0.740-0.888
0.144-0.180-0.216	0.176-0.220-0.264	0.254-0.317-0.380	0.344-0.430-0.516	0.44-0.55-0.66	0.56-0.70-0.84	0.56-0.70-0.84	0.592-0.740-0.888

7 – 8 × DC

Diâmetro da broca, mm							
3	4	6	8	10	12	16	20
Avanço (f _n), mm/r (mín.-início-máx.)							
0.144-0.18-0.216	0.176-0.220-0.264	0.254-0.317-0.380	0.344-0.430-0.516	0.44-0.55-0.66	0.56-0.70-0.84	0.56-0.70-0.84	0.592-0.740-0.888
0.144-0.18-0.216	0.176-0.220-0.264	0.254-0.317-0.380	0.344-0.430-0.516	0.44-0.55-0.66	0.56-0.70-0.84	0.56-0.70-0.84	0.592-0.740-0.888
0.144-0.18-0.216	0.176-0.220-0.264	0.254-0.317-0.380	0.344-0.430-0.516	0.44-0.55-0.66	0.56-0.70-0.84	0.56-0.70-0.84	0.592-0.740-0.888
0.144-0.18-0.216	0.176-0.220-0.264	0.254-0.317-0.380	0.344-0.430-0.516	0.44-0.55-0.66	0.56-0.70-0.84	0.56-0.70-0.84	0.592-0.740-0.888
0.144-0.18-0.216	0.176-0.220-0.264	0.254-0.317-0.380	0.344-0.430-0.516	0.44-0.55-0.66	0.56-0.70-0.84	0.56-0.70-0.84	0.592-0.740-0.888
0.144-0.18-0.216	0.176-0.220-0.264	0.254-0.317-0.380	0.344-0.430-0.516	0.44-0.55-0.66	0.56-0.70-0.84	0.56-0.70-0.84	0.592-0.740-0.888
0.144-0.18-0.216	0.176-0.220-0.264	0.254-0.317-0.380	0.344-0.430-0.516	0.44-0.55-0.66	0.56-0.70-0.84	0.56-0.70-0.84	0.592-0.740-0.888
0.12-0.15-0.18	0.144-0.180-0.216	0.20-0.25-0.30	0.264-0.330-0.396	0.336-0.420-0.504	0.384-0.480-0.576	0.44-0.55-0.66	0.464-0.580-0.696
0.12-0.15-0.18	0.144-0.180-0.216	0.20-0.25-0.30	0.264-0.330-0.396	0.336-0.420-0.504	0.384-0.480-0.576	0.44-0.55-0.66	0.464-0.580-0.696

C

D

E

CoroDrill® 860-PM

Refrigeração interna, valores em polegadas

3 – 8 x DC

ISO	N° MC	Material	Dureza Brinell HB	Classe	Velocidade de corte (v _c), pés/min
P	P1.1.Z.AN	Aços sem liga C = 0,05–0,10%	125	4234	(mín.-início-máx.) 460-655-820
	P1.1.Z.AN	C = 0.1–0.25%	125	4234	460-655-820
	P1.2.Z.AN	C = 0.25–0.55%	150	4234	460-590-820
	P1.3.Z.AN	C = 0.55–0.80%	170	4234	460-590-755
	P1.3.Z.AN	Aços alto-carbono Aços-ferramenta (Carbono)	210	4234	490-560-720
	P2.1.Z.AN	Aços baixa-liga Não endurecidos	175	4234	395-560-785
	P2.5.Z.HT	Endurecidos e temperados	275	4234	260-360-460
	P2.5.Z.HT	Endurecidos e temperados	350	4234	195-260-330
	P3.0.Z.AN	Aços alta-liga Recozidos	200	4234	195-395-460
	P3.0.Z.HT	Aços-ferramenta endurecidos	300	4234	195-260-330
P1.5.C.UT	Aços fundidos Sem liga	150	4234	395-560-690	
P2.6.C.UT	Baixa-liga (elementos de liga ≤5%)	200	4234	395-525-720	

CoroDrill® 860-NM

2 – 3 x DC

ISO	N° MC	Material	Velocidade de corte (v _c), pés/min
N	N1.1.Z.UT	Ligas à base de alumínio Comercial pura	(mín.-início-máx.) 1050-1312-1575
	N1.2.C.NS		1050-1312-1575
	N1.2.S.UT		1050-1312-1575
	N1.2.Z.AG	Ligas AISi, Si ≤ 1%	1050-1312-1575
	N1.2.Z.UT	Forjadas ou forjadas e trabalhadas a frio, não-envelhecidas	1050-1312-1575
	N1.3.C.AG	Fundidos ou fundidos e envelhecidos	787-984-1181
	N1.3.C.UT	Fundidas, não-envelhecidas	1050-1312-1575
	N1.4.C.NS	Ligas fundidas AISi, Si ≥ 13%	656-820-984
	N2.0.C.UT	Ligas à base de magnésio	656-820-984

7 – 8 x DC

ISO	N° MC	Material	Velocidade de corte (v _c), pés/min
N	N1.1.Z.UT	Ligas à base de alumínio Comercial pura	(mín.-início-máx.) 1050-1312-1575
	N1.2.C.NS		1050-1312-1575
	N1.2.S.UT		1050-1312-1575
	N1.2.Z.AG	Ligas AISi, Si ≤ 1%	1050-1312-1575
	N1.2.Z.UT	Forjadas ou forjadas e trabalhadas a frio, não-envelhecidas	1050-1312-1575
	N1.3.C.AG	Fundidos ou fundidos e envelhecidos	787-984-1181
	N1.3.C.UT	Fundidas, não-envelhecidas	1050-1312-1575
	N1.4.C.NS	Ligas fundidas AISi, Si ≥ 13%	656-820-984
	N2.0.C.UT	Ligas à base de magnésio	656-820-984

As recomendações de dados de corte são válidas para refrigeração interna que propicia melhor desempenho.

Pressão mín. recomendada 15 bar

Se a refrigeração externa for usada:

- Mais importante ajustar os dados de corte para boa formação e bom escoamento de cavacos
- Podem ser necessárias taxas de penetração mais baixas que as possíveis com a refrigeração interna

CoroDrill® 860-PM

Refrigeração interna, valores em polegadas

3 – 8 × DC

Diâmetro da broca, polegadas							
.1181	.1575	.2362	.3150	.3937	.4724	.6299	.7874
Avanço (f _n), pol./r (min.-início-máx.)							
.0024-.0039-.0079	.0039-.0055-.0094	.0047-.0071-.0110	.0055-.0087-.0126	.0059-.0094-.0154	.0071-.0106-.0165	.0083-.0118-.0177	.0094-.0130-.0189
.0024-.0039-.0079	.0039-.0055-.0094	.0047-.0071-.0110	.0055-.0087-.0126	.0059-.0094-.0154	.0071-.0106-.0165	.0083-.0118-.0177	.0094-.0130-.0189
.0024-.0039-.0079	.0039-.0055-.0094	.0047-.0071-.0110	.0055-.0087-.0126	.0059-.0094-.0154	.0071-.0106-.0165	.0083-.0118-.0177	.0094-.0130-.0189
.0024-.0039-.0079	.0039-.0055-.0094	.0047-.0071-.0110	.0055-.0087-.0126	.0059-.0094-.0154	.0071-.0106-.0165	.0083-.0118-.0177	.0094-.0130-.0189
.0024-.0039-.0079	.0039-.0055-.0094	.0047-.0071-.0110	.0055-.0087-.0126	.0059-.0094-.0154	.0071-.0106-.0165	.0083-.0118-.0177	.0094-.0130-.0189
.0031-.0039-.0079	.0039-.0055-.0094	.0047-.0071-.0110	.0055-.0087-.0118	.0059-.0094-.0154	.0071-.0106-.0165	.0083-.0118-.0177	.0094-.0130-.0189
.0031-.0055-.0079	.0055-.0071-.0094	.0071-.0094-.0126	.0079-.0110-.0142	.0079-.0126-.0157	.0087-.0142-.0173	.0094-.0157-.0189	.0102-.0173-.0197
.0031-.0047-.0071	.0055-.0063-.0087	.0071-.0087-.0118	.0079-.0098-.0130	.0079-.0114-.0146	.0087-.0130-.0161	.0094-.0142-.0165	.0105-.0157-.0189
.0031-.0055-.0087	.0039-.0071-.0094	.0047-.0079-.0102	.0059-.0087-.0110	.0063-.0094-.0126	.0071-.0110-.0157	.0079-.0118-.0165	.0087-.0126-.0173
.0031-.0047-.0063	.0039-.0059-.0071	.0047-.0071-.0087	.0059-.0079-.0110	.0063-.0087-.0126	.0071-.0102-.0142	.0079-.0110-.0157	.0087-.0118-.0165
.0031-.0039-.0079	.0039-.0055-.0094	.0047-.0071-.0110	.0055-.0087-.0118	.0059-.0094-.0154	.0071-.0106-.0165	.0083-.0118-.0177	.0094-.0130-.0189
.0031-.0039-.0079	.0039-.0055-.0094	.0047-.0071-.0110	.0055-.0087-.0118	.0059-.0094-.0154	.0071-.0106-.0165	.0083-.0118-.0177	.0094-.0130-.0189

CoroDrill® 860-NM

2 – 3 x DC

Diâmetro da broca, polegadas							
.1181	.1575	.2362	.3150	.3937	.4724	.6299	.7874
Avanço (f _n), pol./r (min.-início-máx.)							
.0079-.0098-.0118	.0102-.0128-.0154	.0168-.0210-.0252	.0252-.0315-.0378	.0346-.0315-.0378	.0346-.0433-.0520	.0378-.0472-.0567	.0378-.0472-.0567
.0079-.0098-.0118	.0102-.0128-.0154	.0168-.0210-.0252	.0252-.0315-.0378	.0346-.0315-.0378	.0346-.0433-.0520	.0378-.0472-.0567	.0378-.0472-.0567
.0079-.0098-.0118	.0102-.0128-.0154	.0168-.0210-.0252	.0252-.0315-.0378	.0346-.0315-.0378	.0346-.0433-.0520	.0378-.0472-.0567	.0378-.0472-.0567
.0079-.0098-.0118	.0102-.0128-.0154	.0168-.0210-.0252	.0252-.0315-.0378	.0346-.0315-.0378	.0346-.0433-.0520	.0378-.0472-.0567	.0378-.0472-.0567
.0079-.0098-.0118	.0102-.0128-.0154	.0168-.0210-.0252	.0252-.0315-.0378	.0346-.0315-.0378	.0346-.0433-.0520	.0378-.0472-.0567	.0378-.0472-.0567
.0079-.0098-.0118	.0102-.0128-.0154	.0168-.0210-.0252	.0252-.0315-.0378	.0346-.0315-.0378	.0346-.0433-.0520	.0378-.0472-.0567	.0378-.0472-.0567
.0079-.0098-.0118	.0102-.0128-.0154	.0168-.0210-.0252	.0252-.0315-.0378	.0346-.0315-.0378	.0346-.0433-.0520	.0378-.0472-.0567	.0378-.0472-.0567
.0057-.0071-.0085	.0069-.0087-.0104	.0100-.0125-.0150	.0135-.0169-.0203	.0220-.0169-.0203	.0220-.0276-.0331	.0220-.0276-.0331	.0233-.0291-.0350
.0057-.0071-.0085	.0069-.0087-.0104	.0100-.0125-.0150	.0135-.0169-.0203	.0220-.0169-.0203	.0220-.0276-.0331	.0220-.0276-.0331	.0233-.0291-.0350

7 – 8 × DC

Diâmetro da broca, polegadas							
.1181	.1575	.2362	.3150	.3937	.4724	.6299	.7874
Avanço (f _n), pol./r (min.-início-máx.)							
.0057-.0071-.0085	.0069-.0087-.0104	.0100-.0125-.0150	.0135-.0169-.0203	.0173-.0217-.0260	.0220-.0276-.0331	.0220-.0276-.0331	.0233-.0291-.0350
.0057-.0071-.0085	.0069-.0087-.0104	.0100-.0125-.0150	.0135-.0169-.0203	.0173-.0217-.0260	.0220-.0276-.0331	.0220-.0276-.0331	.0233-.0291-.0350
.0057-.0071-.0085	.0069-.0087-.0104	.0100-.0125-.0150	.0135-.0169-.0203	.0173-.0217-.0260	.0220-.0276-.0331	.0220-.0276-.0331	.0233-.0291-.0350
.0057-.0071-.0085	.0069-.0087-.0104	.0100-.0125-.0150	.0135-.0169-.0203	.0173-.0217-.0260	.0220-.0276-.0331	.0220-.0276-.0331	.0233-.0291-.0350
.0057-.0071-.0085	.0069-.0087-.0104	.0100-.0125-.0150	.0135-.0169-.0203	.0173-.0217-.0260	.0220-.0276-.0331	.0220-.0276-.0331	.0233-.0291-.0350
.0057-.0071-.0085	.0069-.0087-.0104	.0100-.0125-.0150	.0135-.0169-.0203	.0173-.0217-.0260	.0220-.0276-.0331	.0220-.0276-.0331	.0233-.0291-.0350
.0057-.0071-.0085	.0069-.0087-.0104	.0100-.0125-.0150	.0135-.0169-.0203	.0173-.0217-.0260	.0220-.0276-.0331	.0220-.0276-.0331	.0233-.0291-.0350
.0047-.0059-.0071	.0057-.0071-.0085	.0079-.0098-.0118	.0104-.0130-.0156	.0132-.0165-.0198	.0151-.0189-.0227	.0173-.0217-.0260	.0183-.0228-.0274
.0047-.0059-.0071	.0057-.0071-.0085	.0079-.0098-.0118	.0104-.0130-.0156	.0132-.0165-.0198	.0151-.0189-.0227	.0173-.0217-.0260	.0183-.0228-.0274

CoroDrill® 860-MM

Refrigeração interna

Valores métricos

ISO	N° MC	Material	Dureza Brinell HB	Velocidade de corte (V _c) m/min (mín.-início-máx.)
M	M1.0.C.UT	Aços inoxidáveis austenísticos Fundidos+não tratados	165	48 - 60 - 72
	M1.0.Z.AQ	Recozidos/coquilhados	200	48 - 60 - 72
	M1.0.Z.PH	Endurecidos PH	350	44 - 55 - 66
	M1.1.Z.AQ	Usinabilidade melhorada	165	48 - 60 - 72
	M1.2.Z.AQ	Corte livre	200	48 - 60 - 72
	M1.3.C.AQ	Ti-estabilizado+fundido	200	48 - 60 - 72
	M1.3.Z.AQ	Ti-estabilizado	200	48 - 60 - 72
	M1.4.Z.AQ	Alta resistência	250	64 - 80 - 96
		Aços inoxidáveis super austenísticos (Ni>20%)		
	M2.0.C.AQ	Fundidos+recozidos/coquilhados	165	48 - 60 - 72
	M2.0.Z.AQ	Recozidos/coquilhados	200	48 - 60 - 72
		Aços inoxidáveis Duplex (austenísticos/ferríticos)		
	M3.1.Z.AQ	> 60% ferrita (N<0,10%)	250	64 - 80 - 96
	M3.2.Z.AQ	< 60% ferrita (N≥0,10%)	250	64 - 80 - 96

Valores em polegadas

ISO	N° MC	Material	Dureza Brinell HB	Velocidade de corte (V _c) pés/min (mín.-início-máx.)
M	M1.0.C.UT	Aços inoxidáveis austenísticos Fundidos+não tratados	165	157 - 197 - 236
	M1.0.Z.AQ	Recozidos/coquilhados	200	157 - 197 - 236
	M1.0.Z.PH	Endurecidos PH	350	144 - 180 - 217
	M1.1.Z.AQ	Usinabilidade melhorada	165	157 - 197 - 236
	M1.2.Z.AQ	Corte livre	200	157 - 197 - 236
	M1.3.C.AQ	Ti-estabilizado+fundido	200	157 - 197 - 236
	M1.3.Z.AQ	Ti-estabilizado	200	157 - 197 - 236
	M1.4.Z.AQ	Alta resistência	250	210 - 262 - 315
		Aços inoxidáveis super austenísticos (Ni>20%)		
	M2.0.C.AQ	Fundidos+recozidos/coquilhados	165	157 - 197 - 236
	M2.0.Z.AQ	Recozidos/coquilhados	200	157 - 197 - 236
		Aços inoxidáveis Duplex (austenísticos/ferríticos)		
	M3.1.Z.AQ	> 60% ferrita (N<0,10%)	250	210 - 262 - 315
	M3.2.Z.AQ	< 60% ferrita (N≥0,10%)	250	210 - 262 - 315

As recomendações de dados de corte são válidas para refrigeração interna que propicia melhor desempenho.

Pressão mín. recomendada 15 bar

Se a refrigeração externa for usada:

- Mais importante ajustar os dados de corte para boa formação e bom escoamento de cavacos
- Podem ser necessárias taxas de penetração mais baixas que as possíveis com a refrigeração interna

CoroDrill® 860-MM

Refrigeração interna

Valores métricos

Diâmetro da broca, mm							
3	4	6	8	10	12	16	
Avanço (f_n), mm/r (min.-início-máx.)							
0.058-0.072-0.086	0.073-0.091-0.109	0.103-0.129-0.155	0.134-0.168-0.202	0.134-0.168-0.202	0.162-0.202-0.242	0.214-0.268-0.322	
0.080-0.100-0.120	0.080-0.100-0.120	0.088-0.110-0.132	0.096-0.120-0.144	0.112-0.140-0.168	0.128-0.160-0.192	0.160-0.200-0.240	
0.032-0.040-0.048	0.032-0.040-0.048	0.058-0.073-0.088	0.096-0.120-0.144	0.122-0.140-0.168	0.128-0.160-0.192	0.160-0.200-0.240	
0.058-0.072-0.086	0.073-0.091-0.109	0.103-0.129-0.155	0.134-0.168-0.202	0.134-0.168-0.202	0.162-0.202-0.242	0.214-0.268-0.322	
0.080-0.100-0.120	0.080-0.100-0.120	0.088-0.110-0.132	0.096-0.120-0.144	0.112-0.140-0.168	0.128-0.160-0.192	0.160-0.200-0.240	
0.080-0.100-0.120	0.080-0.100-0.120	0.088-0.110-0.132	0.096-0.120-0.144	0.112-0.140-0.168	0.128-0.160-0.192	0.160-0.200-0.240	
0.080-0.100-0.120	0.080-0.100-0.120	0.088-0.110-0.132	0.096-0.120-0.144	0.112-0.140-0.168	0.128-0.160-0.192	0.160-0.200-0.240	
0.058-0.072-0.086	0.073-0.091-0.109	0.103-0.129-0.155	0.134-0.168-0.202	0.134-0.168-0.202	0.162-0.202-0.242	0.214-0.268-0.322	
0.080-0.100-0.120	0.080-0.100-0.120	0.088-0.110-0.132	0.096-0.120-0.144	0.112-0.140-0.168	0.128-0.160-0.192	0.160-0.200-0.240	
0.080-0.100-0.120	0.080-0.100-0.120	0.088-0.110-0.132	0.096-0.120-0.144	0.112-0.140-0.168	0.128-0.160-0.192	0.160-0.200-0.240	

Valores em polegadas

Diâmetro da broca, polegadas							
.1181	.1575	.2362	.315	.3937	.4724	.6299	
Avanço (f_n), pol./r (min.-início-máx.)							
.0023-.0028-.0034	.0029-.0036-.0043	.0041-.0051-.0061	.0053-.0066-.0080	.0053-.0066-.0080	.0064-.0080-.0095	.0084-.0106-.0127	
.0031-.0039-.0047	.0031-.0039-.0047	.0035-.0043-.0052	.0038-.0047-.0057	.0044-.0055-.0066	.0050-.0063-.0076	.0063-.0079-.0094	
.0013-.0016-.0019	.0013-.0016-.0019	.0023-.0029-.0035	.0038-.0047-.0057	.0044-.0055-.0066	.0050-.0063-.0076	.0063-.0079-.0094	
.0023-.0028-.0034	.0029-.0036-.0043	.0041-.0051-.0061	.0053-.0066-.0080	.0053-.0066-.0080	.0064-.0080-.0095	.0084-.0106-.0127	
.0031-.0039-.0047	.0031-.0039-.0047	.0035-.0043-.0052	.0038-.0047-.0057	.0044-.0055-.0066	.0050-.0063-.0076	.0063-.0079-.0094	
.0031-.0039-.0047	.0031-.0039-.0047	.0035-.0043-.0052	.0038-.0047-.0057	.0044-.0055-.0066	.0050-.0063-.0076	.0063-.0079-.0094	
.0031-.0039-.0047	.0031-.0039-.0047	.0035-.0043-.0052	.0038-.0047-.0057	.0044-.0055-.0066	.0050-.0063-.0076	.0063-.0079-.0094	
.0023-.0028-.0034	.0029-.0036-.0043	.0041-.0051-.0061	.0053-.0066-.0080	.0053-.0066-.0080	.0064-.0080-.0095	.0084-.0106-.0127	
.0031-.0039-.0047	.0031-.0039-.0047	.0035-.0043-.0052	.0038-.0047-.0057	.0044-.0055-.0066	.0050-.0063-.0076	.0063-.0079-.0094	
.0031-.0039-.0047	.0031-.0039-.0047	.0035-.0043-.0052	.0038-.0047-.0057	.0044-.0055-.0066	.0050-.0063-.0076	.0063-.0079-.0094	
.0031-.0039-.0047	.0031-.0039-.0047	.0035-.0043-.0052	.0038-.0047-.0057	.0044-.0055-.0066	.0050-.0063-.0076	.0063-.0079-.0094	

CoroDrill® 860-SM

Valores métricos

ISO	N° MC	Material	Dureza Brinell HB	Velocidade de corte (V _c) m/min	Diâmetro da broca, mm			
					3.00-6.00	6.01-10.00	10.01-14.00	14.01-20.00
S	S1.0.U.AN	Super ligas resistentes ao calor	200	15≥25	0.06-0.12	0.08-0.14	0.10-0.14	0.12-0.16
	S1.0.U.AG		280	15≥25	0.06-0.12	0.08-0.14	0.10-0.14	0.12-0.16
	S2.0.Z.AN	Ligas à base de níquel	250	15≥25	0.06-0.12	0.08-0.14	0.10-0.14	0.12-0.16
	S2.0.Z.AG		350	15≥25	0.06-0.12	0.08-0.14	0.10-0.14	0.12-0.16
	S2.0.Z.UT		275	15≥25	0.06-0.12	0.08-0.14	0.10-0.14	0.12-0.16
	S2.0.Z.NS		320	15≥25	0.06-0.12	0.08-0.14	0.10-0.14	0.12-0.16
	S3.0.Z.AN	Ligas à base de cobalto	200	15≥25	0.06-0.12	0.08-0.14	0.10-0.14	0.12-0.16
	S3.0.Z.AG		300	15≥25	0.06-0.12	0.08-0.14	0.10-0.14	0.12-0.16
	S3.0.C.NS		320	15≥25	0.06-0.12	0.08-0.14	0.10-0.14	0.12-0.16
	S4.1.Z.UT	Ligas de titânio	200	40≥60	0.06-0.12	0.08-0.20	0.14-0.28	0.10-0.16
	S4.2.Z.AN		320	40≥60	0.06-0.12	0.08-0.20	0.14-0.28	0.16-0.30
	S4.3.Z.AN		330	40≥60	0.06-0.12	0.08-0.20	0.14-0.28	0.16-0.30
	S4.3.Z.AG		375	40≥60	0.06-0.12	0.08-0.20	0.14-0.28	0.16-0.30
	S4.4.Z.AN		330	40≥60	0.06-0.12	0.08-0.20	0.14-0.28	0.16-0.30
	S4.4.Z.AG		410	40≥60	0.06-0.12	0.08-0.20	0.14-0.28	0.16-0.30

Valores em polegadas

ISO	N° MC	Material	Dureza Brinell HB	Velocidade de corte (V _c) pés/min	Diâmetro da broca, polegadas			
					.1181-.2362	.2366-.3937	.3941-.5512	.5516-.7874
S	S1.0.U.AN	Super ligas resistentes ao calor	200	49.2≥82.0	.0024-.0047	.0032-.0055	.0039-.0055	.0047-.0063
	S1.0.U.AG		280	49.2≥82.0	.0024-.0047	.0032-.0055	.0039-.0055	.0047-.0063
	S2.0.Z.AN	Ligas à base de níquel	250	49.2≥82.0	.0024-.0047	.0032-.0055	.0039-.0055	.0047-.0063
	S2.0.Z.AG		350	49.2≥82.0	.0024-.0047	.0032-.0055	.0039-.0055	.0047-.0063
	S2.0.Z.UT		275	49.2≥82.0	.0024-.0047	.0032-.0055	.0039-.0055	.0047-.0063
	S2.0.Z.NS		320	49.2≥82.0	.0024-.0047	.0032-.0055	.0039-.0055	.0047-.0063
	S3.0.Z.AN	Ligas à base de cobalto	200	49.2≥82.0	.0024-.0047	.0032-.0055	.0039-.0055	.0047-.0063
	S3.0.Z.AG		300	49.2≥82.0	.0024-.0047	.0032-.0055	.0039-.0055	.0047-.0063
	S3.0.C.NS		320	49.2≥82.0	.0024-.0047	.0032-.0055	.0039-.0055	.0047-.0063
	S4.1.Z.UT	Ligas de titânio	200	131.2≥196.6	.0024-.0047	.0032-.0079	.0055-.0110	.0063-.0118
	S4.2.Z.AN		320	131.2≥196.6	.0024-.0047	.0032-.0079	.0055-.0110	.0063-.0118
	S4.3.Z.AN		330	131.2≥196.6	.0024-.0047	.0032-.0079	.0055-.0110	.0063-.0118
	S4.3.Z.AG		375	131.2≥196.6	.0024-.0047	.0032-.0079	.0055-.0110	.0063-.0118
	S4.4.Z.AN		330	131.2≥196.6	.0024-.0047	.0032-.0079	.0055-.0110	.0063-.0118
	S4.4.Z.AG		410	131.2≥196.6	.0024-.0047	.0032-.0079	.0055-.0110	.0063-.0118

As recomendações de dados de corte são válidas para refrigeração interna que propicia melhor desempenho.

Pressão mín. recomendada 15 bar

Se a refrigeração externa for usada:

- Mais importante ajustar os dados de corte para boa formação e bom escoamento de cavacos
- Podem ser necessárias taxas de penetração mais baixas que as possíveis com a refrigeração interna

CoroDrill® 863

Ferramenta		M	N	S	O
863.1-A1-O	v_c m/min f_n mm/rot Furação pica-pau				60 - 120 0.050 - 0.100 No
863.1-A1-N	v_c m/min f_n mm/rot Furação pica-pau		200 - 400 0.150 - 0.300 No		
863.1-A1-OS	v_c m/min f_n mm/rot Furação pica-pau		60 - 120 0.050 - 0.100 Sim	15 - 30 0.050 - 0.100 Sim	60 - 120 0.050 - 0.100 No
863.1-B1-OS	v_c m/min f_n mm/rot Furação pica-pau		60 - 120 0.050 - 0.100 Sim	15 - 30 0.050 - 0.100 Sim	60 - 120 0.050 - 0.100 No
863.1-B1-MS	v_c m/min f_n mm/rot Furação pica-pau	15 - 30 0.050 - 0.100 Sim	60 - 120 0.050 - 0.100 Sim	15 - 30 0.050 - 0.100 Sim	

Se a ferramenta de corte atravessar vários pacotes e os parâmetros não puderem ser alterados de acordo com o material, use os parâmetros mais lentos por todo o pacote.

Broca inteira de metal duro CoroDrill® 863

Valores métricos

ISO	Material	Velocidade de corte (V_c) m/min	Diâmetro da broca, mm			
			3	6	8	10
O	Resina termoendurecida	Mínima 65	0.05	0.05	0.05	0.05
		Rec. 125	0.07	0.07	0.075	0.075
		Máx 200	0.12	0.12	0.15	0.15
	Resina termoplástica	Mínima 50	0.05	0.05	0.10	0.10
		Rec. 75	0.10	0.10	0.15	0.15
		Máx 125	0.15	0.20	0.25	0.25
	BMI/Cianato/Resina fenólica	Mínima 50	0.05	0.08	0.08	0.10
		Rec. 100	0.10	0.10	0.10	0.15
		Máx 150	0.12	0.20	0.20	0.25

CoroDrill® 861 - GM12 - 15 x D_c

Valores métricos

ISO	N° MC	Material	Dureza Brinell	Velocidade de corte (V _c) m/min	
			HB	Mínima	Máx
P	P1.1.Z.AN P1.2.Z.AN	Aços sem liga			
		C=0.10-0.25%	125	80	156
		C=0.25-0.55%	190	80	156
	P2.2.Z.AN P2.5.Z.HT	Aços baixa-liga			
		Recozidos	240	64	120
		Endurecidos e temperados	330	64	120
	P3.0.Z.AN	Aços alta-liga			
		Recozidos	200	64	120
	P4.0.S.NS	Aços sinterizados	150	80	132
P5.1.Z.AN	Aços inoxidáveis				
	Ferríticos/martensíticos	200	20	120	
M	M1.0.Z.AQ	Aços inoxidáveis			
		Austeníticos	200	20	42
	M2.0.Z.AQ	Super austeníticos Ni≥20%	200	20	36
M3.2.Z.AQ	Duplex (austeníticos/ferríticos)	260	20	30	
K	K1.1.C.NS	Ferros fundidos maleáveis (ferríticos, perlíticos)			
			200	60	90
	K2.1.C.UT K2.2.C.UT	Ferros fundidos cinzentos			
		Baixa resistência à tensão	180	92	138
		Alta resistência à tensão	245	60	90
	K3.1.C.UT K3.3.C.UT K5.1.C.NS	Ferros fundidos nodulares			
		Ferríticos	155	60	90
		Perlíticos	265	60	90
		ADI	300	60	90
N	N1.1.Z.UT N1.2.Z.AG	Ligas à base de alumínio			
		Comercial puro	30	216	324
		Ligas AlSi, Si ≤ 1%	100	216	324
	N1.3.C.AG	Ligas fundidas AlSi, Si > 1% e < 13%	90	72	216
	N1.4.C.NS	Ligas fundidas AlSi, Si ≥ 13%	130	72	108
	N2.0.C.UT	Ligas à base de magnésio	70	72	216
	N3.1.U.UT N3.2.C.UT N3.3.U.UT N3.4.C.UT	Ligas à base de cobre			
		Ligas de cobre sem chumbo (incl. cobre eletrolítico)	100	100	150
		Latão com chumbo & bronzes (Pb ≤ 1%)	90	176	264
		Ligas à base de cobre de corte livre (Pb > 1%)	110	176	264
		Bronzes de alta resistência (>225HB)	300	80	120
N4.0.C.UT	Ligas à base de zinco	70	176	264	

CoroDrill® 861 - GM

12 - 15 x D_c

Valores métricos

Diâmetro da broca, mm																			
f _n , mm/rot.																			
3.00-3.99		4.00-4.99		5.00-5.99		6.00-7.99		8.00-9.99		10.00-11.99		12.00-14.99		15.00-15.99		16.00-17.99		18.00-20.00	
Min.	Máx.	Min.	Máx.	Min.	Máx.	Min.	Máx.	Min.	Máx.	Min.	Máx.	Min.	Máx.	Min.	Máx.	Min.	Máx.	Min.	Máx.
0.10	0.13	0.12	0.15	0.13	0.17	0.15	0.20	0.20	0.26	0.25	0.33	0.28	0.38	0.31	0.42	0.32	0.43	0.34	0.45
0.10	0.13	0.12	0.15	0.13	0.17	0.15	0.20	0.20	0.26	0.25	0.33	0.28	0.38	0.31	0.42	0.32	0.43	0.34	0.45
0.10	0.13	0.12	0.15	0.13	0.17	0.15	0.20	0.20	0.26	0.25	0.33	0.28	0.38	0.31	0.42	0.32	0.43	0.34	0.45
0.10	0.13	0.12	0.15	0.13	0.17	0.15	0.20	0.20	0.26	0.25	0.33	0.28	0.38	0.31	0.42	0.32	0.43	0.34	0.45
0.10	0.13	0.12	0.15	0.13	0.17	0.15	0.20	0.20	0.26	0.25	0.33	0.28	0.38	0.31	0.42	0.32	0.43	0.34	0.45
0.07	0.10	0.08	0.12	0.09	0.13	0.11	0.15	0.14	0.20	0.17	0.25	0.20	0.28	0.22	0.31	0.23	0.32	0.25	0.34
0.07	0.10	0.08	0.12	0.09	0.13	0.11	0.15	0.14	0.20	0.17	0.25	0.20	0.28	0.22	0.31	0.23	0.32	0.25	0.34
0.07	0.10	0.08	0.12	0.09	0.13	0.11	0.15	0.14	0.20	0.17	0.25	0.20	0.28	0.22	0.31	0.23	0.32	0.25	0.34
0.09	0.11	0.11	0.13	0.12	0.14	0.14	0.16	0.19	0.21	0.24	0.26	0.27	0.29	0.30	0.32	0.31	0.33	0.33	0.35
0.12	0.14	0.14	0.16	0.16	0.18	0.19	0.21	0.25	0.27	0.32	0.34	0.37	0.39	0.41	0.43	0.42	0.44	0.44	0.46
0.09	0.11	0.11	0.13	0.12	0.14	0.14	0.16	0.19	0.21	0.24	0.26	0.27	0.29	0.30	0.32	0.31	0.33	0.33	0.35
0.09	0.11	0.11	0.13	0.12	0.14	0.14	0.16	0.19	0.21	0.24	0.26	0.27	0.29	0.30	0.32	0.31	0.33	0.33	0.35
0.12	0.14	0.14	0.16	0.16	0.18	0.19	0.21	0.25	0.27	0.32	0.34	0.37	0.39	0.41	0.43	0.42	0.44	0.44	0.46
0.12	0.14	0.14	0.16	0.16	0.18	0.19	0.21	0.25	0.27	0.32	0.34	0.37	0.39	0.41	0.43	0.42	0.44	0.44	0.46
0.12	0.14	0.14	0.16	0.16	0.18	0.19	0.21	0.25	0.27	0.32	0.34	0.37	0.39	0.41	0.43	0.42	0.44	0.44	0.46
0.12	0.14	0.14	0.16	0.16	0.18	0.19	0.21	0.25	0.27	0.32	0.34	0.37	0.39	0.41	0.43	0.42	0.44	0.44	0.46
0.09	0.11	0.11	0.13	0.12	0.14	0.14	0.16	0.19	0.21	0.24	0.26	0.27	0.29	0.30	0.32	0.31	0.33	0.33	0.35
0.09	0.11	0.11	0.13	0.12	0.14	0.14	0.16	0.19	0.21	0.24	0.26	0.27	0.29	0.30	0.32	0.31	0.33	0.33	0.35
0.09	0.11	0.11	0.13	0.12	0.14	0.14	0.16	0.19	0.21	0.24	0.26	0.27	0.29	0.30	0.32	0.31	0.33	0.33	0.35
0.06	0.08	0.07	0.09	0.08	0.10	0.10	0.12	0.13	0.15	0.16	0.18	0.19	0.21	0.21	0.23	0.22	0.24	0.24	0.26
0.09	0.11	0.11	0.13	0.12	0.14	0.14	0.16	0.19	0.21	0.24	0.26	0.27	0.29	0.30	0.32	0.31	0.33	0.33	0.35

CoroDrill® 861 - GM20 - 30 x D_c

Valores métricos

ISO	N° MC	No. CMC	Material	Dureza Brinell	Velocidade de corte (V _c) m/min		
				HB	Mínima	Máx	
P	P1.1.Z.AN P1.2.Z.AN	01.1	Aços sem liga C=0.10-0.25%	125	72	140	
		01.2	C=0.25-0.55%	190	72	140	
	P2.2.Z.AN P2.5.Z.HT	02.1	Aços baixa-liga Recozidos	240	58	135	
		02.2	Endurecidos e temperados	330	58	135	
	P3.0.Z.AN P4.0.S.NS	03.11	Aços alta-liga Recozidos	200	58	135	
			Aços sinterizados	150	72	119	
	P5.1.Z.AN	05.11 /15.11	Aços inoxidáveis Ferríticos/martensíticos	200	19	108	
			Aços inoxidáveis Austeníticos	200	19	38	
	M	M1.0.Z.AQ	05.21/15.21	Austeníticos	200	19	38
		M2.0.Z.AQ	05.21/15.21	Super austeníticos Ni≥20%	200	19	33
M3.2.Z.AQ		05.52/15.52	Duplex (austeníticos/ferríticos)	260	19	28	
K	K1.1.C.NS	07.1/07.2	Ferros fundidos maleáveis	200	55	82	
			Ferros fundidos cinzentos Baixa resistência à tensão	180	92	138	
	K2.1.C.UT K2.2.C.UT	08.1 08.2	Alta resistência à tensão	245	55	82	
			Ferros fundidos nodulares Ferríticos	155	55	82	
	K3.1.C.UT K3.3.C.UT	09.1 09.2	Perlíticos	265	55	82	
			ADI	300	55	82	
	N	N1.1.Z.UT N1.2.Z.AG N1.3.C.AG N1.4.C.NS N2.0.C.UT	30.21	Ligas à base de alumínio Comercial puro	30	194	292
Ligas AlSi, Si ≤ 1%				100	194	292	
Ligas fundidas AlSi, Si > 1% e < 13%				90	65	194	
Ligas fundidas AlSi, Si ≥ 13%				130	65	97	
Ligas à base de magnésio				70	65	194	

CoroDrill® 861 - GM

20 - 30 x D_c

Valores métricos

Diâmetro da broca, mm f _n mm/rot.													
3.00-3.99		4.00-4.99		5.00-5.99		6.00-7.99		8.00-9.99		10.00-11.99		12.00	
Mín.	Máx.	Mín.	Máx.	Mín.	Máx.	Mín.	Máx.	Mín.	Máx.	Mín.	Máx.	Mín.	Máx.
0.07	0.10	0.08	0.12	0.09	0.13	0.11	0.15	0.14	0.20	0.17	0.25	0.20	0.28
0.07	0.10	0.08	0.12	0.09	0.13	0.11	0.15	0.14	0.20	0.17	0.25	0.20	0.28
0.07	0.10	0.08	0.12	0.09	0.13	0.11	0.15	0.14	0.20	0.17	0.25	0.20	0.28
0.07	0.10	0.08	0.12	0.09	0.13	0.11	0.15	0.14	0.20	0.17	0.25	0.20	0.28
0.07	0.10	0.08	0.12	0.09	0.13	0.11	0.15	0.14	0.20	0.17	0.25	0.20	0.28
0.04	0.07	0.05	0.08	0.06	0.09	0.07	0.11	0.09	0.14	0.11	0.17	0.13	0.20
0.04	0.07	0.05	0.08	0.06	0.09	0.07	0.11	0.09	0.14	0.11	0.17	0.13	0.20
0.04	0.07	0.05	0.08	0.06	0.09	0.07	0.11	0.09	0.14	0.11	0.17	0.13	0.20
0.06	0.08	0.07	0.09	0.08	0.10	0.10	0.12	0.13	0.15	0.16	0.18	0.19	0.21
0.12	0.14	0.14	0.16	0.16	0.18	0.19	0.21	0.25	0.27	0.32	0.34	0.37	0.39
0.06	0.08	0.07	0.09	0.08	0.10	0.10	0.12	0.13	0.15	0.16	0.18	0.19	0.21
0.06	0.08	0.07	0.09	0.08	0.10	0.10	0.12	0.13	0.15	0.16	0.18	0.19	0.21
0.06	0.08	0.07	0.09	0.08	0.10	0.10	0.12	0.13	0.15	0.16	0.18	0.19	0.21
0.12	0.14	0.14	0.16	0.16	0.18	0.19	0.21	0.25	0.27	0.32	0.34	0.37	0.39
0.12	0.14	0.14	0.16	0.16	0.18	0.19	0.21	0.25	0.27	0.32	0.34	0.37	0.39
0.09	0.11	0.11	0.13	0.12	0.14	0.14	0.16	0.19	0.21	0.24	0.26	0.27	0.29
0.09	0.11	0.11	0.13	0.12	0.14	0.14	0.16	0.19	0.21	0.24	0.26	0.27	0.29
0.09	0.11	0.11	0.13	0.12	0.14	0.14	0.16	0.19	0.21	0.24	0.26	0.27	0.29

CoroDrill® 861 - GM12 - 15 x D_c

Valores em polegadas

ISO	N° MC	No. CMC	Material	Dureza Brinell	Velocidade de corte (V _c) pés/min	
				HB	Mínima	Máx.
P	P1.1.Z.AN	01.1	Aços sem liga C=0.10-0.25%	125	260	510
	P1.2.Z.AN	01.2	C=0.25-0.55%	190	260	510
	P2.2.Z.AN	02.1	Aços baixa-liga Recozidos	240	210	395
	P2.5.Z.HT	02.2	Endurecidos e temperados	330	210	395
	P3.0.Z.AN	03.11	Aços alta-liga Recozidos	200	210	395
	P4.0.S.NS		Aços sinterizados	150	260	435
	P5.1.Z.AN	05.11 /15.11	Aços inoxidáveis Ferríticos/martensíticos	200	65	395
M	M1.0.Z.AQ	05.21/15.21	Aços inoxidáveis Austeníticos	200	65	140
	M2.0.Z.AQ	05.21/15.21	Super austeníticos Ni≥20%	200	65	120
	M3.2.Z.AQ	05.52/15.52	Duplex (austeníticos/ferríticos)	260	65	100
K	K1.1.C.NS	07.1/07.2	Ferros fundidos maleáveis (ferríticos, perlíticos)	200	195	295
	K2.1.C.UT	08.1	Ferros fundidos cinzentos Baixa resistência à tensão	180	300	455
	K2.2.C.UT	08.2	Alta resistência à tensão	245	195	295
	K3.1.C.UT	09.1	Ferros fundidos nodulares Ferríticos	155	195	295
	K3.2.C.UT	09.2	Perlíticos	265	195	295
K5.1.C.NS		ADI	300	195	295	
N	N1.1.Z.UT		Ligas à base de alumínio Comercial puro	30	710	1065
	N1.2.Z.AG		Ligas AlSi, Si ≤ 1%	100	710	1065
	N1.3.C.AG	30.21	Ligas fundidas AlSi, Si > 1% e < 13%	90	235	710
	N1.4.C.NS		Ligas fundidas AlSi, Si ≥ 13%	130	235	355
	N2.0.C.UT		Ligas à base de magnésio	70	235	710
	N3.1.U.UT		Ligas à base de cobre Ligas de cobre sem chumbo (incl. cobre eletrolítico)	100	330	490
	N3.2.C.UT		Latão com chumbo & bronzes (Pb ≤ 1%)	90	575	865
	N3.3.U.UT		Ligas à base de cobre de corte livre (Pb>1%)	110	575	865
	N3.4.C.UT		Bronzes de alta resistência (>225HB)	300	260	395
	N4.0.C.UT		Ligas à base de zinco	70	575	865

CoroDrill® 861 - GM

12 - 15 x D_c

Valores em polegadas

Diâmetro da broca, polegadas																			
f _n pol/rev.																			
.1181-.1571		.1572-.1964		.1965-.2358		.2359-.3146		.3147-.3933		.3934-.4720		.4721-.5902		.5905-.6295		.6299-.7083		.7087-.7874	
Min.	Máx.	Min.	Máx.	Min.	Máx.	Min.	Máx.	Min.	Máx.	Min.	Máx.	Min.	Máx.	Min.	Máx.	Min.	Máx.	Min.	Máx.
.0039	.0051	.0047	.0059	.0051	.0067	.0059	.0079	.0079	.0102	.0098	.0130	.0110	.0150	.0122	.0165	.0126	.0169	.0134	.0177
.0039	.0051	.0047	.0059	.0051	.0067	.0059	.0079	.0079	.0102	.0098	.0130	.0110	.0150	.0122	.0165	.0126	.0169	.0134	.0177
.0039	.0051	.0047	.0059	.0051	.0067	.0059	.0079	.0079	.0102	.0098	.0130	.0110	.0150	.0122	.0165	.0126	.0169	.0134	.0177
.0039	.0051	.0047	.0059	.0051	.0067	.0059	.0079	.0079	.0102	.0098	.0130	.0110	.0150	.0122	.0165	.0126	.0169	.0134	.0177
.0039	.0051	.0047	.0059	.0051	.0067	.0059	.0079	.0079	.0102	.0098	.0130	.0110	.0150	.0122	.0165	.0126	.0169	.0134	.0177
.0028	.0039	.0031	.0047	.0035	.0051	.0043	.0059	.0055	.0079	.0067	.0098	.0079	.011	.0087	.0122	.0091	.0126	.0098	.0134
.0028	.0039	.0031	.0047	.0035	.0051	.0043	.0059	.0055	.0079	.0067	.0098	.0079	.011	.0087	.0122	.0091	.0126	.0098	.0134
.0028	.0039	.0031	.0047	.0035	.0051	.0043	.0059	.0055	.0079	.0067	.0098	.0079	.011	.0087	.0122	.0091	.0126	.0098	.0134
.0035	.0043	.0043	.0051	.0047	.0055	.0055	.0063	.0075	.0083	.0094	.0102	.0106	.0114	.0118	.0126	.0122	.0130	.0130	.0138
.0047	.0055	.0055	.0063	.0063	.0071	.0075	.0083	.0098	.0106	.0126	.0134	.0146	.0154	.0161	.0169	.0165	.0173	.0173	.0181
.0035	.0043	.0043	.0051	.0047	.0055	.0055	.0063	.0075	.0083	.0094	.0102	.0106	.0114	.0118	.0126	.0122	.0130	.0130	.0138
.0035	.0043	.0043	.0051	.0047	.0055	.0055	.0063	.0075	.0083	.0094	.0102	.0106	.0114	.0118	.0126	.0122	.0130	.0130	.0138
.0047	.0055	.0055	.0063	.0063	.0071	.0354	.0083	.0098	.0106	.0126	.0134	.0146	.0154	.0161	.0169	.0165	.0173	.0173	.0181
.0047	.0055	.0055	.0063	.0063	.0071	.0354	.0083	.0098	.0106	.0126	.0134	.0146	.0154	.0161	.0169	.0165	.0173	.0173	.0181
.0047	.0055	.0055	.0063	.0063	.0071	.0075	.0083	.0098	.0106	.0126	.0134	.0146	.0154	.0161	.0169	.0165	.0173	.0173	.0181
.0047	.0055	.0055	0.0063	.0063	.0071	.0075	.0083	.0098	.0106	.0126	.0134	.0146	.0154	.0161	.0169	.0165	.0173	.0173	.0181
.0035	.0043	.0043	.0051	.0047	.0055	.0055	.0063	.0075	.0083	.0094	.0102	.0106	.0114	.0118	.0126	.0122	.0130	.0130	.0138
.0035	.0043	.0043	.0051	.0047	.0055	.0055	.0063	.0075	.0083	.0094	.0102	.0106	.0114	.0118	.0126	.0122	.0130	.0130	.0138
.0035	.0043	.0043	.0051	.0047	.0055	.0055	.0063	.0075	.0083	.0094	.0102	.0106	.0114	.0118	.0126	.0122	.0130	.0130	.0138
.0024	.0031	.0028	.0035	.0031	.0039	.0039	.0047	.0051	.0059	.0063	.0071	.0075	.0083	.0083	.0091	.0087	.0094	.0094	.0102
.0035	.0043	.0043	.0051	.0047	.0055	.0055	.0063	.0075	.0083	.0094	.0102	.0106	.0114	.0118	.0126	.0122	.0130	.0130	.0138

CoroDrill® 861 - GM20 - 30 x D_c

Valores em polegadas

ISO	N° MC	No. CMC	Material	Dureza Brinell	Velocidade de corte (V _c) pés/min		
				HB	Mínima	Máx	
P	P1.1.Z.AN	01.1	Aços sem liga C=0.10-0.25%	125	235	460	
	P1.2.Z.AN	01.2	C=0.25-0.55%	190	235	460	
	P2.2.Z.AN	02.1	Aços baixa-liga Recozidos	240	190	445	
	P2.5.Z.HT	02.2	Endurecidos e temperados	330	190	445	
	P3.0.Z.AN	03.11	Aços alta-liga Recozidos	200	190	445	
	P4.0.S.NS		Aços sinterizados	150	235	390	
	P5.1.Z.AN	05.11 /15.11	Aços inoxidáveis Ferríticos/martensíticos	200	60	355	
	M	M1.0.Z.AQ	05.21/15.21	Aços inoxidáveis Austeníticos	200	60	125
		M2.0.Z.AQ	05.21/15.21	Super austeníticos Ni≥20%	200	60	110
		M3.2.Z.AQ	05.52/15.52	Duplex (austeníticos/ferríticos)	260	60	90
K	K1.1.C.NS	07.1/07.2	Ferros fundidos maleáveis (ferríticos, perlíticos)	200	180	270	
	K2.1.C.UT	08.1	Ferros fundidos cinzentos Baixa resistência à tensão	180	300	455	
		08.2	Alta resistência à tensão	245	180	270	
	K3.1.C.UT	09.1	Ferros fundidos nodulares Ferríticos	155	180	270	
		09.2	Perlíticos	265	180	270	
K5.1.C.NS		ADI	300	180	270		
N	N1.1.Z.UT		Ligas à base de alumínio Comercial puro	30	635	960	
			Ligas AlSi, Si ≤ 1%	100	635	960	
			Ligas fundidas AlSi, Si > 1% e < 13%	90	215	635	
			Ligas fundidas AlSi, Si ≥ 13%	130	215	320	
	N2.0.C.UT		Ligas à base de magnésio	70	215	635	

CoroDrill® 861 - GM

20 - 30 x D_c

Valores em polegadas

Diâmetro da broca, polegadas													
.1181-.1571		.1572-.1964		.1965-.2358		f _n pol/rev. .2359-.3146		.3147-.3933		.3934-.4720		.4724	
Mín.	Máx.	Mín.	Máx.	Mín.	Máx.	Mín.	Máx.	Mín.	Máx.	Mín.	Máx.	Mín.	Máx.
.0028	.0039	.0031	.0047	.0035	.0051	.0043	.0059	.0055	.0079	.0067	.0098	.0079	.011
.0028	.0039	.0031	.0047	.0035	.0051	.0043	.0059	.0055	.0079	.0067	.0098	.0079	.011
.0028	.0039	.0031	.0047	.0035	.0051	.0043	.0059	.0055	.0079	.0067	.0098	.0079	.011
.0028	.0039	.0031	.0047	.0035	.0051	.0043	.0059	.0055	.0079	.0067	.0098	.0079	.011
.0028	.0039	.0031	.0047	.0035	.0051	.0043	.0059	.0055	.0079	.0067	.0098	.0079	.011
.0016	.0028	.002	.0031	.0024	.0035	.0028	.0043	.0035	.0055	.0043	.0067	.0051	.0079
.0016	.0028	.002	.0031	.0024	.0035	.0028	.0043	.0035	.0055	.0043	.0067	.0051	.0079
.0016	.0028	.002	.0031	.0024	.0035	.0028	.0043	.0035	.0055	.0043	.0067	.0051	.0079
.0024	.0031	.0028	.0035	.0031	.0039	.0039	.0047	.0051	.0059	.0063	.0071	.0075	.0083
.0047	.0055	.0055	.0063	.0063	.0071	.0075	.0083	.0098	.0106	.0126	.0134	.0146	.0154
.0024	.0031	.0028	.0035	.0031	.0039	.0039	.0047	.0051	.0059	.0063	.0071	.0075	.0083
.0024	.0031	.0028	.0035	.0031	.0039	.0039	.0047	.0051	.0059	.0063	.0071	.0075	.0083
.0024	.0031	.0028	.0035	.0031	.0039	.0039	.0047	.0051	.0059	.0063	.0071	.0075	.0083
.0047	.0055	.0055	.0063	.0063	.0071	.0075	.0083	.0098	.0106	.0126	.0134	.0146	.0154
.0047	.0055	.0055	.0063	.0063	.0071	.0075	.0083	.0098	.0106	.0126	.0134	.0146	.0154
.0035	.0043	.0043	.0051	.0047	.0055	.0055	.0063	.0075	.0083	.0094	.0102	.0106	.0114
.0035	.0043	.0043	.0051	.0047	.0055	.0055	.0063	.0075	.0083	.0094	.0102	.0106	.0114
.0035	.0043	.0043	.0051	.0047	.0055	.0055	.0063	.0075	.0083	.0094	.0102	.0106	.0114

CoroDrill® 862

Valores métricos

ISO	N° MC	No. CMC	Material	Dureza Brinell HB	Velocidade de corte (V _c) m/min		Diâmetro da broca, DC f _n mm/rot			
					mín.	máx.	1.85-2.49		2.50-2.99	
							mín.	máx.	mín.	máx.
P	P1.1.Z.AN	01.1	Aços sem liga C=0.1-0.25%	125	40	60	0.07	0.09	0.10	0.13
	P1.2.Z.AN	01.2		190	40	60	0.07	0.09	0.10	0.13
	P2.2.Z.AN	02.1	Aços baixa-liga Recozidos Endurecidos e temperados	240	32	60	0.06	0.08	0.09	0.11
	P2.5.Z.HT	02.2		330	32	60	0.06	0.08	0.09	0.11
	P3.0.Z.AN	03.11	Aços alta-liga Recozidos	200	32	60	0.06	0.08	0.09	0.11
	P4.0.S.NS		Aços sinterizados	150	40	60	0.06	0.08	0.09	0.11
P5.1.Z.AN	05.11/15.11	Aços inoxidáveis Ferríticos/martensíticos	200	18	60	0.03	0.07	0.04	0.1	
M	M1.0.Z.AQ	05.21/15.21	Aços inoxidáveis Austeníticos	200	18	26	0.02	0.04	0.03	0.05
	M2.0.Z.AQ	05.21/15.21	Super austeníticos Ni≥20%	200	18	26	0.02	0.04	0.03	0.05
	M3.2.Z.AQ	05.52/15.52	Austeníticos/Ferríticos (Duplex)	260	18	26	0.02	0.04	0.03	0.05
K	K1.1.C.NS	07.1/07.2	Ferros fundidos maleáveis Ferríticos Perlíticos	200	32	48	0.04	0.06	0.06	0.08
	K2.1.C.UT	08.1	Ferros fundidos cinzentos Baixa resistência à tensão Alta resistência à tensão	180	40	60	0.08	0.10	0.12	0.14
	K2.2.C.UT	08.2		245	32	48	0.04	0.06	0.06	0.08
	K3.1.C.UT	09.1	Ferros fundidos nodulares Ferríticos Perlíticos	155	32	48	0.04	0.06	0.06	0.08
	K3.3.C.UT	09.2		265	32	48	0.04	0.06	0.06	0.08
	K4.2.C.UT		CGI	230	32	48	0.04	0.06	0.06	0.08
K5.1.C.NS		ADI	300	32	48	0.04	0.06	0.06	0.08	
S	S1.0.U.AG	20.22 23.22	Super ligas resistentes ao calor À base de ferro	280	12	18	0.02	0.04	0.03	0.05
	S2.0.Z.AG		À base de Ni	350	12	18	0.02	0.04	0.03	0.05
	S4.3.Z.AN		À base de titânio	330	12	18	0.02	0.04	0.03	0.05
N	N1.1.Z.UT	30.21	Ligas à base de alumínio Comercial pura	30	48	72	0.09	0.11	0.14	0.16
	N1.2.Z.AG		Ligas AlSi, Si ≤ 1%	100	48	72	0.09	0.11	0.14	0.16
	N1.3.C.AG		Ligas fundidas AlSi, Si > 1% e < 13%	90	40	60	0.09	0.11	0.14	0.16
	N1.4.C.NS		Ligas fundidas AlSi, Si ≥ 13%	130	40	60	0.09	0.11	0.14	0.16
	N2.0.C.UT		Ligas à base de magnésio	70	120	240	0.06	0.08	0.09	0.11

CoroDrill® 862

Valores em polegadas

ISO	N° MC	No. CMC	Material	Dureza Brinell HB	Velocidade de corte (V _c) pés/min		Diâmetro da broca, DC f _n pol/rev.			
					mín.	máx.	.0728-.0980		.0981-.1177	
							mín.	máx.	mín.	máx.
P	P1.1.Z.AN	01.1	Aços sem liga C=0.1-0.25%	125	130	195	.0028	.0035	.0039	.0051
	P1.2.Z.AN	01.2		190	130	195	.0028	.0035	.0039	.0051
	P2.2.Z.AN	02.1	Aços baixa-liga Recozidos Endurecidos e temperados	240	105	195	.0024	.0031	.0035	.0043
	P2.5.Z.HT	02.2		330	105	195	.0024	.0031	.0035	.0043
	P3.0.Z.AN	03.11	Aços alta-liga Recozidos	200	105	195	.0024	.0031	.0035	.0043
P4.0.S.NS		Aços sinterizados	150	130	195	.0024	.0031	.0035	.0043	
P5.1.Z.AN	05.11 /15.11	Aços inoxidáveis Ferríticos/martensíticos	200	60	195	.0012	.0028	.0016	.0039	
M	M1.0.Z.AQ	05.21/15.21	Aços inoxidáveis Austeníticos Super austeníticos Ni≥20% Austeníticos/Ferríticos (Duplex)	200	60	85	.0008	.0016	.0012	.002
	M2.0.Z.AQ	05.21/15.21		200	60	85	.0008	.0016	.0012	.002
	M3.2.Z.AQ	05.52/15.52		260	60	85	.0008	.0016	.0012	.002
K	K1.1.C.NS	07.1/07.2	Ferros fundidos maleáveis Ferríticos Perlíticos	200	105	155	.0016	.0024	.0024	.0031
	K2.1.C.UT	08.1	Ferros fundidos cinzentos Baixa resistência à tensão Alta resistência à tensão	180	130	195	.0031	.0039	.0047	.0055
	K2.2.C.UT	08.2		245	105	155	.0016	.0024	.0024	.0031
	K3.1.C.UT	09.1	Ferros fundidos nodulares Ferríticos Perlíticos	155	105	155	.0016	.0024	.0024	.0031
	K3.3C.UT	09.2		265	105	155	.0016	.0024	.0024	.0031
K4.2.C.UT		CGI	230	105	155	.0016	.0024	.0024	.0031	
K5.1.C.NS		ADI	300	105	155	.0016	.0024	.0024	.0031	
S	S1.0.U.AG	20.22 23.22	Super ligas resistentes ao calor À base de ferro À base de Ni À base de titânio	280	40	60	.0008	.0016	.0012	.002
	S2.0.Z.AG			350	40	60	.0008	.0016	.0012	.002
	S4.3.Z.AN			330	40	60	.0008	.0016	.0012	.002
N	N1.1.Z.UT	30.21	Ligas à base de alumínio Comercial pura Ligas AlSi, Si ≤ 1% Ligas fundidas AlSi, Si > 1% e < 13% Ligas fundidas AlSi, Si ≥ 13%	30	155	235	.0035	.0043	.0055	.0063
	N1.2.Z.AG			100	155	235	.0035	.0043	.0055	.0063
	N1.3.C.AG			90	130	195	.0035	.0043	.0055	.0063
	N1.4.C.NS			130	130	195	.0035	.0043	.0055	.0063
	N2.0.C.UT		Ligas à base de magnésio	70	395	785	.0024	.0031	.0035	.0043

CoroDrill® 400

Valores métricos

ISO	N° MC	Material	Velocidade de corte (V _c) m/min	Diâmetro da broca, mm					
				1.50 - 3.00	3.01 - 6.00	6.01 - 10.00	10.01 - 14.00	14.01 - 20.00	20.01 - 32.00
N	N1.1	Comercialmente puro	300 - 600	Avanço f _n mm/r (mín. - máx.)					
	N1.2	Al Si ≤1% Si	250 - 500	0.06 - 0.15	0.15 - 0.25	0.25 - 0.40	0.30 - 0.45	0.40 - 0.55	0.45 - 0.60
	N1.3	Ligas fundidas Al Si, Si ≥1% e <13%	250 - 500	0.06 - 0.15	0.15 - 0.25	0.25 - 0.40	0.30 - 0.45	0.30 - 0.45	0.45 - 0.60
	N1.4	Ligas fundidas Al Si, Si ≥13%	200 - 400	0.06 - 0.15	0.15 - 0.25	0.25 - 0.40	0.30 - 0.45	0.30 - 0.45	0.45 - 0.60

Valores em polegadas

ISO	N° MC	Material	Velocidade de corte (v _c), pés/min	Diâmetro da broca, polegadas					
				.059 - .118	.118 - .236	.236 - .394	.394 - .551	.552 - .787	.787 - 1.260
N	N1.1	Comercialmente puro	984 - 1968	Avanço f _n pol./r (mín. - máx.)					
	N1.2	Al Si ≤1% Si	820 - 1640	.002 - .006	.006 - .010	.010 - .016	.012 - .018	.016 - .022	.018 - .024
	N1.3	Ligas fundidas Al Si, Si ≥1% e <13%	820 - 1640	.002 - .006	.006 - .010	.010 - .016	.012 - .018	.016 - .022	.018 - .024
	N1.4	Ligas fundidas Al Si, Si ≥13%	656 - 1312	.002 - .006	.006 - .010	.010 - .016	.012 - .018	.016 - .022	.018 - .024

Broca tipo 4 para usar com as faixas de avanço DC2 RPM e DC1.

CoroDrill® 430

Valores métricos

ISO	N° MC	Material	Velocidade de corte (V _c) m/min	Diâmetro da broca, mm					
				1.50 - 3.00	3.01 - 6.00	6.01 - 10.00	10.01 - 14.00	14.01 - 20.00	20.01 - 32.00
N	N1.1	Comercialmente puro	300 - 600	Avanço f _n mm/r (mín. - máx.)					
	N1.2	Al Si ≤1% Si	250 - 500	0.06 - 0.15	0.15 - 0.25	0.25 - 0.40	0.30 - 0.45	0.30 - 0.45	0.45 - 0.60
	N1.3	Ligas fundidas Al Si, Si ≥1% e <13%	250 - 500	0.06 - 0.15	0.15 - 0.25	0.25 - 0.40	0.30 - 0.45	0.30 - 0.45	0.45 - 0.60
	N1.4	Ligas fundidas Al Si, Si ≥13%	200 - 400	0.06 - 0.15	0.15 - 0.25	0.25 - 0.40	0.30 - 0.45	0.30 - 0.45	0.45 - 0.60

Valores em polegadas

ISO	N° MC	Material	Velocidade de corte (v _c), pés/min	Diâmetro da broca, polegadas					
				.059 - .118	.118 - .236	.236 - .394	.394 - .551	.552 - .787	.787 - 1.260
N	N1.1	Comercialmente puro	984 - 1968	Avanço f _n pol./r (mín. - máx.)					
	N1.2	Al Si ≤1% Si	820 - 1640	.002 - .006	.006 - .010	.010 - .016	.012 - .018	.016 - .022	.018 - .024
	N1.3	Ligas fundidas Al Si, Si ≥1% e <13%	820 - 1640	.002 - .006	.006 - .010	.010 - .016	.012 - .018	.016 - .022	.018 - .024
	N1.4	Ligas fundidas Al Si, Si ≥13%	656 - 1312	.002 - .006	.006 - .010	.010 - .016	.012 - .018	.016 - .022	.018 - .024

NOTA GERAL PARA TODOS será programada no programa de projeto

Nota: N1DU é PCD embutido e pode utilizar avanços e velocidades maiores que o metal duro inteiriço.

Nota: Para brocas escalonadas, calcule o RPM sobre o diâmetro maior & o avanço sobre o diâmetro menor.

Nota: Para tipos de brocas 2,4,5 & 6 em que a relação do passo é superior a 1,5, ou seja, piloto de 5,00 mm com maior diâmetro de 8,00 mm, começando na faixa de avanço mínima recomendada.

Nota: V_c da broca inteiriça é reduzida em 20% em relação ao valor da broca com refrigeração.

Nota: Velocidade e avanço podem estar dentro de 20% do valor inicial.

CoroDrill® 452

Recomendações de velocidade de corte

	v _c m/min	v _c pés/min	f _n mm/rot	f _n pol./rot.
CFRP	60	197	0.08	.00315
Alumínio	60	197	0.08	.00315
Titânio	15	49	0.05	.00197
Aços inoxidáveis	15	49	0.05	.00197

Rosqueamento com macho



Versátil

CoroTap™ 200

Métrica	C6-C10
Métrica fina	C11-C13
UNC	C14-C15
UNF	C16-C17
G	C18

CoroTap™ 300

Métrica	C19-C26
Métrica fina	C27-C29
UNC	C30-C31
UNF	C33-C34
G	C36
NPT	C37
NPTF	C37

CoroTap™ 400

Métrica	C38-C47
Métrica fina	C48-C49
UNC	C50
UNF	C51
EGM	C52



Otimizado

CoroTap™ 100

Métrica	C53-C61
Métrica fina	C62-C66
UNC	C67-C68
UNF	C69-C70
G	C71

CoroTap™ 200

Métrica	C72-C85
Métrica fina	C86-C89
MJ	C90
UNC	C91-C96
UNF	C96-C98
UNJC	C99
UNJF	C100

CoroTap™ 300

Métrica	C101-C117
Métrica fina	C118-C124
MJ	C125
UNC	C126-C131
UNF	C131-C136
G	C137
NPT	C138
UNJC	C139
UNJF	C140
EGUNF	C141
EGUNJF	C142

CoroTap™ 400

Métrica	C143-C147
Métrica fina	C148-C149
UNC	C150-C151
UNF	C152-C153



Personalizado

CoroTap™

CoroTap™ 100	E7
CoroTap™ 200	E7
CoroTap™ 300	E7
CoroTap™ 400	E7



CoroTap™ 100

- Machos com canais retos
- Usados principalmente para materiais de cavacos curtos como ferros fundidos
- Adequados para furos cegos e passantes



CoroTap™ 300

- Machos com retificação do canal helicoidal
- O canal helicoidal transporta os cavacos para fora do furo
- Melhor opção para furos cegos



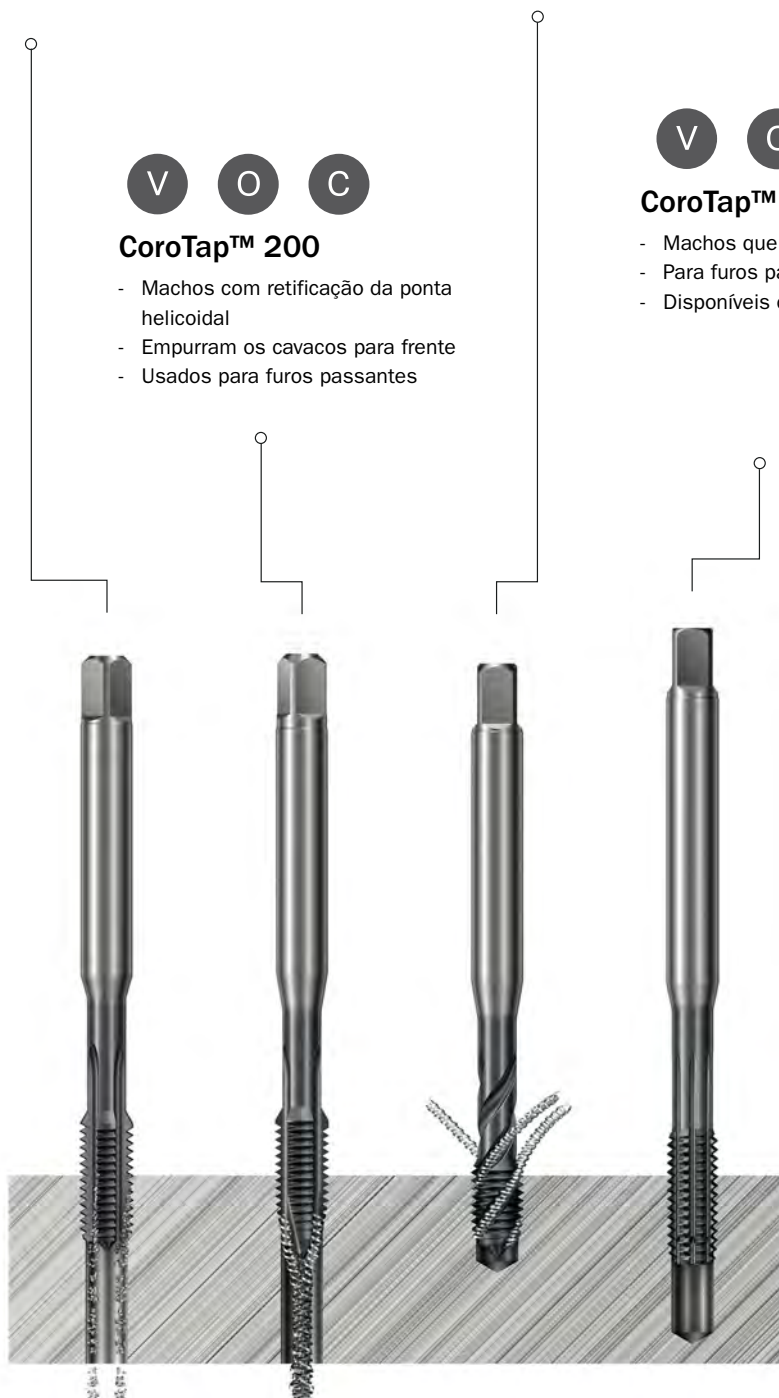
CoroTap™ 200

- Machos com retificação da ponta helicoidal
- Empurram os cavacos para frente
- Usados para furos passantes



CoroTap™ 400

- Machos que formam a rosca em vez de cortar
- Para furos passantes e cegos
- Disponíveis com e sem canais de óleo



Versátil











































































	Métrica	Métrica fina	UNC	UNF	G	Métrica	Métrica	Métrica fina	UNC
CoroTap™	200	200	200	200	200	300	300	300	300
Gama de machos	M2 - M30	M4 - M30	No.2-1", No.4-1"	No.2-1", No.4-1"	No.1/8-1"	M2 - M36	M2 - M64	M4 - M30	No.4-1", No.2-1"
Área de aplicação ISO	P M K N S	P M K N S	P M K N S	P M K N S	P M K N S	P N S	P M K N S	P M K N S	P M K N S
Furo cego ou passante									
THCHT	B 3.5-5	B 3.5-5	B 3.5-5	B 3.5-5	B 3.5-5	C 2-3	C 2-3, E 1.5-2	C 2-3, E 1.5-2	C 2-3, E 1.5-2
TCTR	6H, 6G	6H	2B, 3BX	2B, 3BX	NORMAL	6H, 6HX	6H,6G	6H	2B, 3BX
ULDR	2.5-3.0 xD	2.5 xD	2.5 xD	2.5 xD	2.5 xD	1.5-2.0 x D	2.5-3.0 xD	2.5 xD	2.5 xD
Refrigeração interna	✗	✗	✗	✗	✗	✗	✗	✗	✗
Refrigeração externa	✓	✓	✓	✓	✓	✓	✓	✓	✓
Página	C7-C10	C11-C13	C14-C15	C16-C17	C18	C20-C22	C23-C26	C27-C29	C30-C31



	UNF	G	NPT	NPTF	Métrica	Métrica fina	UNC	UNF	Pastilha EGM
CoroTap™	300	300	300	300	400	400	400	400	400
Gama de machos	No.4-1", No.8 - 1"	1/8-1.1/2	1/16 - 1"	1/16 - 3/4"	M1 - M24	M5 - M16	No.4 - 1"	No.10-1	EGM3 - EGM12
Área de aplicação ISO	P M K N S	P M K N S	P M K N S	P M K N S	P M N S	P M N S	P M N S	P M N S	P M N S
Furo cego ou passante									
THCHT	C 2-3, E 1.5-2	C 2-3	C 2-3	C 2-3	C 2-3, E 1.5-2	C 2-3	C 2-3	C 2-3	C 2-3
TCTR	2B, 3BX	NORMAL	NORMAL	NORMAL	6H, 6HX, 6GX	6HX, 6H	2B	2B	6HMOD
ULDR	2.5 xD	2.5 xD	1.5 x D	1.5 x D	3.0 - 3.5 xD	3.0 xD	3.0 xD	3.0 xD	3.0 xD
Refrigeração interna	✗	✗	✗	✗	✓	✗	✗	✗	✗
Refrigeração externa	✓	✓	✓	✓	✓	✓	✓	✓	✓
Página	C33-C34	C36	C37	C37	C39-C47	C48-C49	C50	C51	C52

Otimizado

	Métrica	Métrica fina	UNC	UNF	G	Métrica	Métrica fina
							
CoroTap™	100	100	100	100	100	200	200
Gama de machos	M3 - M24	M8 - M20	1/4 - 7/8	1/4 - 7/8	No.1/8-1"	M1-M30	M4 - M30
Área de aplicação ISO							
Furo cego ou passante							
THCHT	C 2-3, E 1.5-2	C 2-3, E 1.5-2	C 2-3, E1.5-2	C 2-3, E1.5-2	C 2-3	B 3.5-5	B 3.5-5, C 2-3
TCTR	6HX, 6H	6HX	2BX	2BX	NORMAL	6HX, 6H	6HX, 6H
ULDR	2.0-2.5 xD	2.5 xD	2.5 xD	2.5 xD	2.0 xD	2.0 - 3.0 xD	2.5 - 3.0 xD
BSG	DIN 371 DIN 376 C-DIN 371 DIN 371/ANSI DIN 376/ANSI	DIN 374 DIN 374/ANSI	DIN 2184-1/ANSI DIN 376/ANSI	DIN 2184-1/ANSI	DIN 5156	DIN 371 DIN 376 C-DIN 371 DIN/ANSI C-DIN/ANSI	DIN 371 DIN 374 DIN/ANSI
Refrigeração interna							
Refrigeração externa							
Página	C54-C61	C62-C66	C67-C68	C69-C70	C71	C73-C85	C86-C89
	MJ	UNC	UNF	UNJC	UNJF	Métrica	Métrica fina
							
CoroTap™	200	200	200	200	200	300	300
Gama de machos	M4 - M8	No.4-3/4, 1/4-1"	No.4-3/4, No.10-7/8	No.4- No.8	No.10 - 3/8", No.10 - 1/2"	M1.6-M30	M4-M30
Área de aplicação ISO							
Furo cego ou passante							
THCHT	B 3.5-5	B 3.5-5	B 3.5-5	B 3.5-5	B 3.5-5	C 2-3	C 2-3
TCTR	4H	2BX 2B,3B	2B, 3BX	3BX	3B, 3BX	6HX, 6H	6HX, 6H
ULDR	2.0 xD	2.0 - 3.0 xD	2.0 - 2.5 xD	2.0 xD	2.0 xD	1.5 - 3.0 xD	1.5 - 3.0 xD
BSG	DIN 371	DIN/ANSI C-DIN/ANSI	DIN/ANSI	DIN/ANSI	DIN 2184-1 DIN/ANSI	C-DIN 371 DIN 371 DIN 376 DIN/ANSI	DIN 371 DIN 376 DIN/ANSI
Refrigeração interna							
Refrigeração externa							
Página	C90	C91-C96	C96-C98	C99	C100	C102-C117	C118-C124

Otimizado

POR

	MJ	UNC	UNF	G	NPT	NPTF	UNJC
CoroTap™	300	300	300	300	300	300	300
Gama de machos	M3 - M8	No.2-1"	No.6-1"	1/8-1"	1/16-1"	1/16-3/4	No.10 -No.8
Área de aplicação ISO	S	P M N S	P M N S	M	M	M	S
Furo cego ou passante							
THCHT	C 2-3	C 2-3	C 2-3	C 2-3	C 2-3	C 2-3	C 2-3
TCTR	4H	2B,3B, 2BX	2B,3B, 2BX	NORMAL	NORMAL	NORMAL	3B
ULDR	1.5 xD	1.5 - 3.0 xD	1.5 - 3.0 xD	2.0 x D	1.5 x D	1.5 x D	1.5 x D
BSG	DIN 371	DIN 2184-1 DIN/ANSI C-DIN/ANSI	DIN 2184-1 DIN/ANSI C-DIN/ANSI	DIN 5156	DIN/ANSI	DIN/ANSI	DIN 2184-1
Refrigeração interna	✗	✓	✓	✗	✗	✗	✗
Refrigeração externa	✓	✓	✓	✓	✓	✓	✓
Página	C125	C126-C131	C131-C136	C137	C138	C142	C139

B

	UNJF	EGUNF	EGUNJF	Métrica	Métrica fina	UNC	UNF
CoroTap™	300	300	300	400	400	400	400
Gama de machos	No.6 - 3/8"	No.10 - 1/4"	No.10 - 5/16"	M3-M16	M5-M16	No. 4-5/8"	No. 10-5/8"
Área de aplicação ISO	S	S	S	P N	P	P	P
Furo cego ou passante							
THCHT	C 2-3	C 2-3	C 2-3	C 2-3, E 0.5-2	C 2-3	C 2-3, E 1.5-2	C 2-3, E 1.5-2
TCTR	3B	3B	3B	6HX, 6GX	6HX	2BX	2BX
ULDR	1.5 x D	2.0 x D	1.5 x D	3.0 xD	3.0 xD	3.0 xD	3.0 xD
BSG	DIN 2184-1	DIN 2184-1	DIN 2184-1	DIN 2174 DIN/ANSI	DIN 2174	DIN/ANSI	DIN/ANSI
Refrigeração interna	✗	✗	✗	✓	✓	✓	✓
Refrigeração externa	✓	✓	✓	✓	✓	✓	✓
Página	C140	C141	C142	C144-C147	C148-C149	C150-C151	C152-C153

C

D

E

CoroTap™ 200

Aplicações

- Somente para furos passantes
- Disponível para muitos formatos de rosca e normas
- Até 3xD dependendo dos materiais

V

C

Área de aplicação ISO:



Características e benefícios

- Chanfro B (3,5-5 fios) para processo altamente seguro
- Tratamento da aresta para força axial e torque reduzidos faz com que a ferramenta trabalhe de forma mais suave, reduz o risco de lascamento da aresta de corte, além de melhorar o acabamento superficial, a vida útil da ferramenta e a formação de cavacos
- Machos de aço rápido sinterizado para maior resistência ao desgaste e vida útil mais longa da ferramenta
- Diferentes coberturas e classes estão disponíveis

- Machos com retificação da ponta helicoidal
- Empurram os cavacos para frente
- Usados para furos passantes



www.sandvik.coromant.com/corotap200



CoroChuck™ 970, consulte nosso catálogo de ferramentas rotativas.

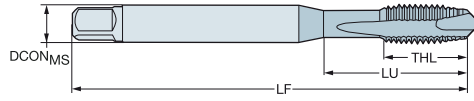
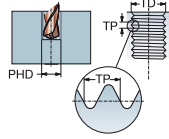
A

Macho de corte CoroTap™ 200 com ponta helicoidal

Perfil de rosca: Métrico

DIN 371, DIN 376

ULDR
SUBSTRATE 2.5
HSS-PM



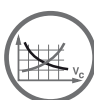
B

C

TDZ	TP	LU	CZC _{MS}	THCHT	TCTR	Código para pedido	Dimensões, mm, pol.																														
							P					M					K					N					S										
							B10	B45	B150	C10	C45	C150	B10	B45	B150	C10	C45	C150	B10	B45	B150	C10	C45	C150	B10	B45	B150	C10	C45	C150	DCON _{MS}	TD	LF	THL	NOF	PHD	BSG
M3	0.50	18.00	3.50 x 2.70	B	6G	T200-XM104DA-M3				*	*	*				*	*	*				*	*	*				*	*	*	3.5	3.00	56.0	8.9	3	2.5	DIN 371
		.709																													.138	.118	2.205	.350		.098	
M4	0.70	21.00	4.50 x 3.40	B	6G	T200-XM104DA-M4				*	*	*				*	*	*				*	*	*				*	*	*	4.5	4.00	63.0	12.0	3	3.3	DIN 371
		.827																													.177	.157	2.480	.472		.130	
M5	0.80	25.00	6.00 x 4.90	B	6G	T200-XM104DA-M5				*	*	*				*	*	*				*	*	*				*	*	*	6.0	5.00	70.0	13.0	3	4.2	DIN 371
		.984																													.236	.197	2.756	.512		.165	
M6	1.00	30.00	6.00 x 4.90	B	6G	T200-XM104DA-M6				*	*	*				*	*	*				*	*	*				*	*	*	6.0	6.00	80.0	15.0	3	5.0	DIN 371
		1.181																													.236	.236	3.150	.591		.197	
M8	1.25	35.00	8.00 x 6.20	B	6G	T200-XM104DA-M8				*	*	*				*	*	*				*	*	*				*	*	*	8.0	8.00	90.0	18.0	3	6.8	DIN 371
		1.378																													.315	.315	3.543	.709		.268	
M10	1.50	39.00	10.00 x 8.00	B	6G	T200-XM104DA-M10				*	*	*				*	*	*				*	*	*				*	*	*	10.0	10.00	100.0	20.0	3	8.5	DIN 371
		1.535																													.394	.394	3.937	.787		.335	
M12	1.75	83.00	9.00 x 7.00	B	6G	T200-XM105DA-M12				*	*	*				*	*	*				*	*	*				*	*	*	9.0	12.00	110.0	23.0	3	10.2	DIN 376
		3.268																													.354	.472	4.331	.906		.402	
M16	2.00	68.00	12.00 x 9.00	B	6G	T200-XM105DA-M16				*	*	*				*	*	*				*	*	*				*	*	*	12.0	16.00	110.0	25.0	3	14.0	DIN 376
		2.677																													.472	.630	4.331	.984		.551	
M20	2.50	95.00	16.00 x 12.00	B	6G	T200-XM105DA-M20	*	*	*				*	*	*				*	*	*				*	*	*				16.0	20.00	140.0	30.0	4	17.5	DIN 376
		3.740																													.630	.787	5.512	1.181		.689	

D

E



C162



C157



E9



E27



C154

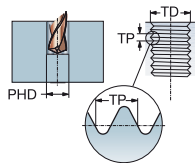
Macho de corte CoroTap™ 200 com ponta helicoidal

Perfil de rosca: Métrico

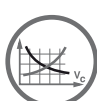
DIN 371, DIN 376

ULDR
SUBSTRATE
COATING

3.0
HSS-E
PVD TiAlN



							Dimensões, mm, pol.						
TDZ	TP	LU	CZC _{MS}	THGHT	TCTR	Código para pedido	DCON _{MS}	TD	LF	THL	NOF	BSG	
M 3	0.50	18.00	3.50 x 2.70	B	6H	E616M3	3.5	3.00	112.0	9.0	3	DIN 371	
		.709					.138	.118	4.409	.354			
M 4	0.70	21.00	4.50 x 3.40	B	6H	E616M4	4.5	4.00	112.0	12.0	3	DIN 371	
		.827					.177	.157	4.409	.472			
M 5	0.80	25.00	6.00 x 4.90	B	6H	E616M5	6.0	5.00	125.0	13.0	3	DIN 371	
		.984					.236	.197	4.921	.512			
M 6	1.00	30.00	6.00 x 4.90	B	6H	E616M6	6.0	6.00	125.0	15.0	3	DIN 371	
		1.181					.236	.236	4.921	.591			
M 8	1.25	40.00	8.00 x 6.20	B	6H	E616M8	8.0	8.00	140.0	18.0	3	DIN 371	
		1.575					.315	.315	5.512	.709			
M 10	1.50	50.00	10.00 x 8.00	B	6H	E616M10	10.0	10.00	160.0	20.0	3	DIN 371	
		1.969					.394	.394	6.299	.787			
M 12	1.75	153.00	9.00 x 7.00	B	6H	E616M12	9.0	12.00	180.0	23.0	3	DIN 376	
		6.024					.354	.472	7.087	.906			
M 14	2.00	151.00	11.00 x 9.00	B	6H	E616M14	11.0	14.00	180.0	25.0	3	DIN 376	
		5.945					.433	.551	7.087	.984			
M 16	2.00	158.00	12.00 x 9.00	B	6H	E616M16	12.0	16.00	200.0	25.0	3	DIN 376	
		6.220					.472	.630	7.874	.984			
M 20	2.50	179.00	16.00 x 12.00	B	6H	E616M20	16.0	20.00	224.0	30.0	4	DIN 376	
		7.047					.630	.787	8.819	1.181			



C162



C157



E9



C154

A

ROSQUEAMENTO COM MACHO

Machos de corte - Versáteis

Macho de corte CoroTap™ 200 com ponta helicoidal

Perfil de rosca: Métrico

DIN 371/ANSI

ULDR
SUBSTRATE 2.5
HSS-PM

B

C

TDZ	TP	LU	CZC _{MS}	THCHT	TCR	Código para pedido	Dimensões, mm, pol.																				
							P		M		K		N		S		DCON _{MS}	TD	LF	THL	NOF	PHD	BSG				
							C10	C45	C10	C45	C10	C45	C10	C45	C10	C45											
M 4	0.70	21.50 .846	.168 x .131	B	6H	T200-XM100AA-M4	*	*	*	*	*	*	*	*	*	*	*	*	*	*	4.3	4.00	63.0	13.6	3	3.3	DIN 371/ANSI
M 5	0.80	28.00 1.102	.194 x .152	B	6H	T200-XM100AA-M5	*	*	*	*	*	*	*	*	*	*	*	*	*	*	4.9	5.00	70.0	14.6	3	4.2	DIN 371/ANSI
M 6	1.00	25.00 .984	.255 x .191	B	6H	T200-XM100AA-M6	*	*	*	*	*	*	*	*	*	*	*	*	*	*	6.5	6.00	80.0	15.9	3	5.0	DIN 371/ANSI
M 8	1.25	34.00 1.339	.318 x .238	B	6H	T200-XM100AA-M8	*	*	*	*	*	*	*	*	*	*	*	*	*	*	8.1	8.00	90.0	18.9	3	6.8	DIN 371/ANSI
M 10	1.50	38.50 1.516	.381 x .286	B	6H	T200-XM100AA-M10	*	*	*	*	*	*	*	*	*	*	*	*	*	*	9.7	10.00	100.0	21.0	3	8.5	DIN 371/ANSI
M 12	1.75	81.82 3.221	.367 x .275	B	6H	T200-XM101AA-M12	*	*	*	*	*	*	*	*	*	*	*	*	*	*	9.3	12.00	110.0	23.1	3	10.2	DIN 376/ANSI
M 14	2.00	80.30 3.161	.429 x .322	B	6H	T200-XM101AA-M14	*	*	*	*	*	*	*	*	*	*	*	*	*	*	10.9	14.00	110.0	23.1	3	12.0	DIN 376/ANSI
M 16	2.00	65.78 2.590	.460 x .360	B	6H	T200-XM101AA-M16	*	*	*	*	*	*	*	*	*	*	*	*	*	*	12.2	16.00	110.0	23.1	3	14.0	DIN 376/ANSI
M 18	2.50	79.00 3.110	.542 x .406	B	6H	T200-XM101AA-M18	*	*	*	*	*	*	*	*	*	*	*	*	*	*	13.8	18.00	125.0	30.0	4	15.5	DIN 376/ANSI
M 20	2.50	92.47 3.641	.652 x .489	B	6H	T200-XM101AA-M20	*	*	*	*	*	*	*	*	*	*	*	*	*	*	16.6	20.00	140.0	30.0	4	17.5	DIN 376/ANSI

D

E



C162



C157



E9



E27



C154


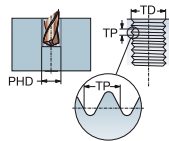
A

Macho de corte CoroTap™ 200 com ponta helicoidal

Perfil de rosca: Métrica fina

DIN 374

ULDR 2.5
SUBSTRATE HSS-PM



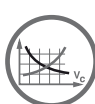
B

TDZ	TP	LU	CZC _{MS}	THCHT	TCTR	Código para pedido	Dimensões, mm, pol.																														
							P				M				K				N				S														
							B10	B145	B150	C10	C145	C160	B10	B145	B150	C10	C145	C160	B10	B145	B150	C10	C145	C160	B10	B145	B150	C10	C145	C160	DCON _{MS}	TD	LF	THL	NOF	PHD	BSG
MF 28x1.5	1.50	77.00	20.00 x 16.00	B	6H	T200-XM100DB-M28X150	*						*						*						*						20.0	28.00	140.0	28.0	4	26.5	DIN 374
		3.032																													.787	1.102	5.512	1.102		1.043	
MF 30x1.5	1.50	85.00	22.00 x 18.00	B	6H	T200-XM100DB-M30X150	*	*	*				*	*	*				*	*	*				*	*	*				22.0	30.00	150.0	28.0	4	28.5	DIN 374
		3.346																													.866	1.181	5.906	1.102		1.122	
MF 30x2	2.00	85.00	22.00 x 18.00	B	6H	T200-XM100DB-M30X200	*	*	*				*	*	*				*	*	*				*	*	*				22.0	30.00	150.0	28.0	4	28.0	DIN 374
		3.346																													.866	1.181	5.906	1.102		1.102	

C

D

E



C162



C157



E9



E27



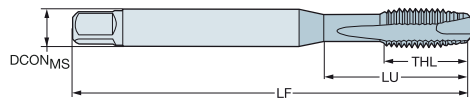
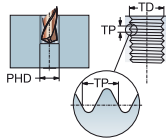
C154

Macho de corte CoroTap™ 200 com ponta helicoidal

Perfil de rosca: Métrica fina

DIN 374/ANSI

ULDR 2.5
SUBSTRATE HSS-PM



TDZ	TP	LU	CZC _{MS}	THCHT	TCTR	Código para pedido	Dimensões, mm, pol.																							
							P		M		K		N		S		DCON _{MS}	TD	LF	THL	NOF	PHD	BSG							
							C10	C45	C60	C10	C45	C60	C10	C45	C60	C10	C45	C60	C10	C45	C60									
MF 8x1	1.00	34.00	.318 x .238	B	6H	T200-XM100AB-M8X100	*	*	*	*	*	*	*	*	*	*	*	*	*	*	*	*	8.1	8.00	90.0	18.7	3	7.0	DIN 374/ANSI	
		1.339																				.318	.315	3.543	.736			.276		
MF 10x1	1.00	37.50	.381 x .286	B	6H	T200-XM100AB-M10X100	*	*	*	*	*	*	*	*	*	*	*	*	*	*	*	*	9.7	10.00	90.0	18.0	3	9.0	DIN 374/ANSI	
		1.476																				.381	.394	3.543	.709			.354		
MF 14x1.5	1.50	70.30	.429 x .322	B	6H	T200-XM101AB-M14X150	*	*	*	*	*	*	*	*	*	*	*	*	*	*	*	*	10.9	14.00	100.0	21.1	3	12.5	DIN 374/ANSI	
		2.768																				.429	.551	3.937	.831			.492		
MF 18x1.5	1.50	64.00	.542 x .406	B	6H	T200-XM101AB-M18X150	*	*	*	*	*	*	*	*	*	*	*	*	*	*	*	*	13.8	18.00	110.0	23.9	4	16.5	DIN 374/ANSI	
		2.520																				.542	.709	4.331	.941			.650		



C162



C157



E9



E27



C154

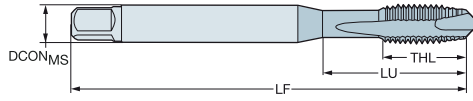
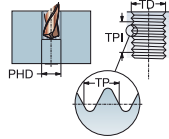


Macho de corte CoroTap™ 200 com ponta helicoidal

Perfil de rosca: UNC

DIN 2184-1

ULDR
SUBSTRATE 2.5
HSS-PM



TDZ	TPI	LU	CZC _{MS}	THCHT	TCTR	Código para pedido	Dimensões, mm, pol.																						
							P				M				K			N				S							
							B10	B15	C10	C15	B10	B15	C10	C15	B10	B15	C10	C15	B10	B15	C10	C15	B10	B15	C10	C15			
UNC #4-40	40.00	18.00	3.50 x 2.70	B	2B	T200-XM100DE-4-40	*	*	*	*	*	*	*	*	*	*	*	*	*	*	*	*	3.5	2.84	56.0	8.5	3	2.4	DIN 2184-1
		.709																					.138	.112	2.205	.335		.093	
UNC #5-40	40.00	18.00	3.50 x 2.70	B	2B	T200-XM100DE-5-40	*	*	*	*	*	*	*	*	*	*	*	*	*	*	*	*	3.5	3.18	56.0	9.5	3	2.7	DIN 2184-1
		.709																					.138	.125	2.205	.374		.104	
UNC #6-32	32.00	20.00	4.00 x 3.00	B	2B	T200-XM100DE-6-32	*	*	*	*	*	*	*	*	*	*	*	*	*	*	*	*	4.0	3.51	56.0	10.4	3	2.9	DIN 2184-1
		.787																					.157	.138	2.205	.409		.112	
UNC #8-32	32.00	21.00	4.50 x 3.40	B	2B	T200-XM100DE-8-32	*	*	*	*	*	*	*	*	*	*	*	*	*	*	*	*	4.5	4.17	63.0	11.4	3	3.5	DIN 2184-1
		.827																					.177	.164	2.480	.449		.138	
UNC #10-24	24.00	25.00	6.00 x 4.90	B	2B	T200-XM100DE-10-24	*	*	*	*	*	*	*	*	*	*	*	*	*	*	*	*	6.0	4.83	70.0	13.0	3	3.9	DIN 2184-1
		.984																					.236	.190	2.756	.512		.154	
UNC #12-24	24.00	30.00	6.00 x 4.90	B	2B	T200-XM100DE-12-24	*	*	*	*	*	*	*	*	*	*	*	*	*	*	*	*	6.0	5.49	80.0	15.0	3	4.5	DIN 2184-1
		1.181																					.236	.216	3.150	.591		.177	
UNC 1/4-20	20.00	30.00	7.00 x 5.50	B	2B	T200-XM100DE-1/4	*	*	*	*	*	*	*	*	*	*	*	*	*	*	*	*	7.0	6.35	80.0	14.1	3	5.1	DIN 2184-1
		1.181																					.276	.250	3.150	.555		.201	
UNC 5/16-18	18.00	35.00	8.00 x 6.20	B	2B	T200-XM100DE-5/16	*	*	*	*	*	*	*	*	*	*	*	*	*	*	*	*	8.0	7.94	90.0	17.4	3	6.6	DIN 2184-1
		1.378																					.315	.313	3.543	.685		.260	
UNC 3/8-16	16.00	39.00	10.00 x 8.00	B	2B	T200-XM100DE-3/8	*	*	*	*	*	*	*	*	*	*	*	*	*	*	*	*	10.0	9.53	100.0	18.9	3	8.0	DIN 2184-1
		1.535																					.394	.375	3.937	.744		.315	
UNC 7/16-14	14.00	76.00	8.00 x 6.20	B	2B	T200-XM101DE-7/16	*	*	*	*	*	*	*	*	*	*	*	*	*	*	*	*	8.0	11.11	100.0	20.0	3	9.4	DIN 2184-1
		2.992																					.315	.438	3.937	.787		.370	
UNC 1/2-13	13.00	83.00	9.00 x 7.00	B	2B	T200-XM101DE-1/2	*	*	*	*	*	*	*	*	*	*	*	*	*	*	*	*	9.0	12.70	110.0	23.0	3	10.8	DIN 2184-1
		3.268																					.354	.500	4.331	.906		.425	
UNC 5/8-11	11.00	68.00	12.00 x 9.00	B	2B	T200-XM101DE-5/8	*	*	*	*	*	*	*	*	*	*	*	*	*	*	*	*	12.0	15.88	110.0	25.0	3	13.5	DIN 2184-1
		2.677																					.472	.625	4.331	.984		.531	
UNC 3/4-10	10.00	81.00	14.00 x 11.00	B	2B	T200-XM101DE-3/4	*	*	*	*	*	*	*	*	*	*	*	*	*	*	*	*	14.0	19.05	125.0	30.0	4	16.5	DIN 2184-1
		3.189																					.551	.750	4.921	1.181		.650	
UNC 7/8-9	9.00	93.00	18.00 x 14.50	B	2B	T200-XM101DE-7/8	*	*	*	*	*	*	*	*	*	*	*	*	*	*	*	*	18.0	22.23	140.0	34.0	4	19.5	DIN 2184-1
		3.661																					.709	.875	5.512	1.339		.768	
UNC 1"-8	8.00	113.00	18.00 x 14.50	B	2B	T200-XM101DE-1	*	*	*	*	*	*	*	*	*	*	*	*	*	*	*	*	18.0	25.40	160.0	38.0	4	22.3	DIN 2184-1
		4.449																					.709	1.000	6.299	1.496		.876	



C162



C157



E9



E27



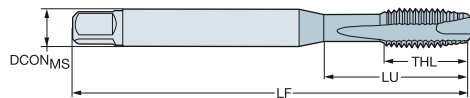
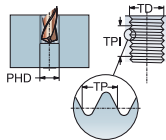
C154

Macho de corte CoroTap™ 200 com ponta helicoidal

Perfil de rosca: UNC

DIN 2184-1/ANSI

ULDR SUBSTRATE 2.5 HSS-PM



TDZ	TPI	LU	CZC _{MS}	THCHT	TCTR	Código para pedido	Dimensões, mm, pol.																									
							P		M		K		N		S		DCON _{MS}	TD	LF	THL	NOF	PHD	BSG									
							C10	C45	C60	C10	C45	C60	C10	C45	C60	C10	C45	C60	C10	C45	C60											
UNC #2-56	56.00	11.99	.141 x .110	B	3BX	T200-XM100AE-2-56	*	*	*	*	*	*	*	*	*	*	*	*	*	*	*	*	3.6	2.18	45.0	7.0	2	1.9	DIN 2184-1/ANSI			
		.472																				.141	.086	1.772	.276		.073					
UNC #4-40	40.00	17.00	.141 x .110	B	3BX	T200-XM100AE-4-40	*	*	*	*	*	*	*	*	*	*	*	*	*	*	*	*	3.6	2.84	56.0	9.5	3	2.4	DIN 2184-1/ANSI			
		.669																				.141	.112	2.205	.374		.093					
UNC #5-40	40.00	17.50	.141 x .110	B	3BX	T200-XM100AE-5-40	*	*	*	*	*	*	*	*	*	*	*	*	*	*	*	*	3.6	3.51	56.0	8.9	3	2.7	DIN 2184-1/ANSI			
		.689																				.141	.138	2.205	.350		.104					
UNC #6-32	32.00	20.50	.141 x .110	B	3BX	T200-XM100AE-6-32	*	*	*	*	*	*	*	*	*	*	*	*	*	*	*	*	3.6	3.51	56.0	11.6	3	2.9	DIN 2184-1/ANSI			
		.807																				.141	.138	2.205	.457		.112					
UNC #8-32	32.00	21.50	.168 x .131	B	3BX	T200-XM100AE-8-32	*	*	*	*	*	*	*	*	*	*	*	*	*	*	*	*	4.3	4.17	63.0	13.6	3	3.5	DIN 2184-1/ANSI			
		.846																				.168	.164	2.480	.535		.138					
UNC #10-24	24.00	28.00	.194 x .152	B	3BX	T200-XM100AE-10-24	*	*	*	*	*	*	*	*	*	*	*	*	*	*	*	*	4.9	4.83	70.0	14.8	3	3.9	DIN 2184-1/ANSI			
		1.102																				.194	.190	2.756	.583		.154					
UNC #12-24	24.00	29.00	.220 x .165	B	3BX	T200-XM100AE-12-24	*	*	*	*	*	*	*	*	*	*	*	*	*	*	*	*	5.6	5.49	80.0	14.0	3	4.5	DIN 2184-1/ANSI			
		1.142																				.220	.216	3.150	.551		.177					
UNC 1/4-20	20.00	25.00	.255 x .191	B	3BX	T200-XM100AE-1/4	*	*	*	*	*	*	*	*	*	*	*	*	*	*	*	*	6.5	6.35	80.0	15.9	3	5.1	DIN 2184-1/ANSI			
		.984																				.255	.250	3.150	.626		.201					
UNC 5/16-18	18.00	34.00	.318 x .238	B	3BX	T200-XM100AE-5/16	*	*	*	*	*	*	*	*	*	*	*	*	*	*	*	*	8.1	7.94	90.0	19.0	3	6.6	DIN 2184-1/ANSI			
		1.339																				.318	.313	3.543	.748		.260					
UNC 3/8-16	16.00	38.50	.381 x .286	B	3BX	T200-XM100AE-3/8	*	*	*	*	*	*	*	*	*	*	*	*	*	*	*	*	9.7	9.53	100.0	21.3	3	8.0	DIN 2184-1/ANSI			
		1.516																				.381	.375	3.937	.839		.315					
UNC 7/16-14	14.00	72.59	.323 x .242	B	3BX	T200-XM101AE-7/16	*	*	*	*	*	*	*	*	*	*	*	*	*	*	*	*	8.2	11.11	100.0	20.1	3	9.4	DIN 2184-1/ANSI			
		2.858																				.323	.438	3.937	.791		.370					
UNC 1/2-13	13.00	81.82	.367 x .275	B	3BX	T200-XM101AE-1/2	*	*	*	*	*	*	*	*	*	*	*	*	*	*	*	*	9.3	12.70	110.0	23.1	3	10.8	DIN 2184-1/ANSI			
		3.221																				.367	.500	4.331	.909		.425					
UNC 9/16-12	12.00	80.30	.429 x .322	B	3BX	T200-XM101AE-9/16	*	*	*	*	*	*	*	*	*	*	*	*	*	*	*	*	10.9	14.29	110.0	23.1	3	12.2	DIN 2184-1/ANSI			
		3.161																				.429	.563	4.331	.909		.480					
UNC 5/8-11	11.00	65.78	.480 x .360	B	3BX	T200-XM101AE-5/8	*	*	*	*	*	*	*	*	*	*	*	*	*	*	*	*	12.2	15.88	110.0	23.1	3	13.5	DIN 2184-1/ANSI			
		2.590																				.480	.625	4.331	.909		.531					
UNC 3/4-10	10.00	77.47	.590 x .442	B	3BX	T200-XM101AE-3/4	*	*	*	*	*	*	*	*	*	*	*	*	*	*	*	*	15.0	19.05	125.0	30.0	4	16.5	DIN 2184-1/ANSI			
		3.050																				.590	.750	4.921	1.181		.650					
UNC 7/8-9	9.00	90.95	.697 x .523	B	3BX	T200-XM101AE-7/8	*	*	*	*	*	*	*	*	*	*	*	*	*	*	*	*	17.7	22.23	140.0	34.0	4	19.5	DIN 2184-1/ANSI			
		3.581																				.697	.875	5.512	1.339		.768					
UNC 1"-8	8.00	95.43	.800 x .600	B	3BX	T200-XM101AE-1	*	*	*	*	*	*	*	*	*	*	*	*	*	*	*	*	20.3	25.40	160.0	36.1	4	22.3	DIN 2184-1/ANSI			
		3.757																				.800	1.000	6.299	1.421		.876					



C162



C157



E9



E27



C154

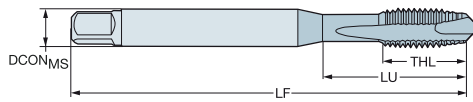
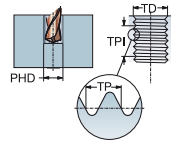


Macho de corte CoroTap™ 200 com ponta helicoidal

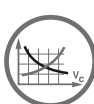
Perfil de rosca: UNF

DIN 2184-1

ULDR 2.5
SUBSTRATE HSS-PM



TDZ	TPI	LU	CZC _{MS}	THCHT	TCTR	Código para pedido	Dimensões, mm, pol.																																				
							P				M				K				N				S																				
							B10	B45	B50	C10	B10	B45	B50	C10	B10	B45	B50	C10	B10	B45	B50	C10	B10	B45	B50	C10																	
UNF #8-36	36.00	21.00	4.50 x 3.40	B	2B	T200-XM100DF-8-36		*	*	*	*		*	*	*	*		*	*	*	*		*	*	*	*		*	*	*	*	DCON _{MS}	TD	LF	THL	NOF	PHD	BSG					
	.827							*	*	*	*		*	*	*	*		*	*	*	*		*	*	*	*		*	*	*	*	4.5	4.17	63.0	11.4	3	3.5	DIN 2184-1					
UNF #10-32	32.00	25.00	6.00 x 4.90	B	2B	T200-XM100DF-10-32		*	*	*	*		*	*	*	*		*	*	*	*		*	*	*	*		*	*	*	*		*	*	*	*	6.0	4.83	70.0	12.2	3	4.1	DIN 2184-1
	.984							*	*	*	*		*	*	*	*		*	*	*	*		*	*	*	*		*	*	*	*	7.0	6.35	80.0	14.1	3	5.5	DIN 2184-1					
UNF 1/4-28	28.00	30.00	7.00 x 5.50	B	2B	T200-XM100DF-1/4		*	*	*	*		*	*	*	*		*	*	*	*		*	*	*	*		*	*	*	*		*	*	*	*	8.0	7.94	90.0	17.4	3	6.9	DIN 2184-1
	1.181							*	*	*	*		*	*	*	*		*	*	*	*		*	*	*	*		*	*	*	*	8.0	7.94	90.0	17.4	3	6.9	DIN 2184-1					
UNF 5/16-24	24.00	35.00	8.00 x 6.20	B	2B	T200-XM100DF-5/16		*	*	*	*		*	*	*	*		*	*	*	*		*	*	*	*		*	*	*	*		*	*	*	*	8.0	7.94	90.0	17.4	3	6.9	DIN 2184-1
	1.378							*	*	*	*		*	*	*	*		*	*	*	*		*	*	*	*		*	*	*	*	8.0	7.94	90.0	17.4	3	6.9	DIN 2184-1					
UNF 3/8-24	24.00	39.00	10.00 x 8.00	B	2B	T200-XM100DF-3/8		*	*	*	*		*	*	*	*		*	*	*	*		*	*	*	*		*	*	*	*		*	*	*	*	10.0	9.53	100.0	18.9	3	8.5	DIN 2184-1
	1.535							*	*	*	*		*	*	*	*		*	*	*	*		*	*	*	*		*	*	*	*	10.0	9.53	100.0	18.9	3	8.5	DIN 2184-1					
UNF 7/16-20	20.00	76.00	8.00 x 6.20	B	2B	T200-XM101DF-7/16		*	*	*	*		*	*	*	*		*	*	*	*		*	*	*	*		*	*	*	*		*	*	*	*	8.0	11.11	100.0	20.0	3	9.9	DIN 2184-1
	2.992							*	*	*	*		*	*	*	*		*	*	*	*		*	*	*	*		*	*	*	*	8.0	11.11	100.0	20.0	3	9.9	DIN 2184-1					
UNF 1/2-20	20.00	83.00	9.00 x 7.00	B	2B	T200-XM101DF-1/2		*	*	*	*		*	*	*	*		*	*	*	*		*	*	*	*		*	*	*	*		*	*	*	*	9.0	12.70	110.0	23.0	3	11.5	DIN 2184-1
	3.268							*	*	*	*		*	*	*	*		*	*	*	*		*	*	*	*		*	*	*	*	9.0	12.70	110.0	23.0	3	11.5	DIN 2184-1					
UNF 5/8-18	18.00	68.00	12.00 x 9.00	B	2B	T200-XM101DF-5/8		*	*	*	*		*	*	*	*		*	*	*	*		*	*	*	*		*	*	*	*		*	*	*	*	12.0	15.88	110.0	25.0	3	14.5	DIN 2184-1
	2.677							*	*	*	*		*	*	*	*		*	*	*	*		*	*	*	*		*	*	*	*	12.0	15.88	110.0	25.0	3	14.5	DIN 2184-1					
UNF 3/4-16	16.00	81.00	14.00 x 11.00	B	2B	T200-XM101DF-3/4	*	*	*	*	*		*	*	*	*		*	*	*	*		*	*	*	*		*	*	*	*		*	*	*	*	14.0	19.05	125.0	30.0	4	17.5	DIN 2184-1
	3.189						*	*	*	*	*		*	*	*	*		*	*	*	*		*	*	*	*		*	*	*	*	14.0	19.05	125.0	30.0	4	17.5	DIN 2184-1					
UNF 7/8-14	14.00	93.00	18.00 x 14.50	B	2B	T200-XM101DF-7/8	*	*	*	*	*		*	*	*	*		*	*	*	*		*	*	*	*		*	*	*	*		*	*	*	*	18.0	22.23	140.0	34.0	4	20.4	DIN 2184-1
	3.661						*	*	*	*	*		*	*	*	*		*	*	*	*		*	*	*	*		*	*	*	*	18.0	22.23	140.0	34.0	4	20.4	DIN 2184-1					
UNF 1"-12	12.00	113.00	18.00 x 14.50	B	2B	T200-XM101DF-1	*	*	*	*	*		*	*	*	*		*	*	*	*		*	*	*	*		*	*	*	*		*	*	*	*	18.0	25.40	160.0	38.0	4	23.3	DIN 2184-1
	4.449						*	*	*	*	*		*	*	*	*		*	*	*	*		*	*	*	*		*	*	*	*	18.0	25.40	160.0	38.0	4	23.3	DIN 2184-1					
								*	*	*	*		*	*	*	*		*	*	*	*		*	*	*	*		*	*	*	*	.709	1.000	6.299	1.496		.915						



C162



C157



E9



E27



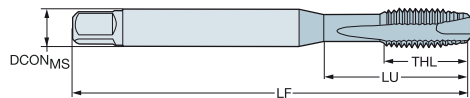
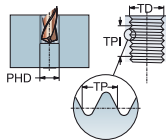
C154

Macho de corte CoroTap™ 200 com ponta helicoidal

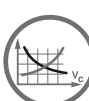
Perfil de rosca: UNF

DIN 2184-1/ANSI

ULDR 2.5
SUBSTRATE HSS-PM



TDZ	TPI	LU	CZC _{MS}	THCHT	TCTR	Código para pedido	Dimensões, mm, pol.																									
							P		M		K		N		S		DCON _{MS}	TD	LF	THL	NOF	PHD	BSG									
							C10	C45	C60	C10	C45	C60	C10	C45	C60	C10	C45	C60	C10	C45	C60											
UNF #4-48	48.00	17.00	.141 x .110	B	3BX	T200-XM100AF-4-48	*	*	*	*	*	*	*	*	*	*	*	*	*	*	*	*	3.6	2.84	56.0	9.4	3	2.4	DIN 2184-1/ANSI			
		.669																				.141	.112	2.205	.370		.094					
UNF #6-40	40.00	20.50	.141 x .110	B	3BX	T200-XM100AF-6-40	*	*	*	*	*	*	*	*	*	*	*	*	*	*	*	*	3.6	3.51	56.0	11.5	3	3.0	DIN 2184-1/ANSI			
		.807																				.141	.138	2.205	.453		.116					
UNF #8-36	36.00	21.50	.168 x .131	B	3BX	T200-XM100AF-8-36	*	*	*	*	*	*	*	*	*	*	*	*	*	*	*	*	4.3	4.17	63.0	13.5	3	3.5	DIN 2184-1/ANSI			
		.846																				.168	.164	2.480	.531		.138					
UNF #10-32	32.00	28.00	.194 x .152	B	3BX	T200-XM100AF-10-32	*	*	*	*	*	*	*	*	*	*	*	*	*	*	*	*	4.9	4.83	70.0	14.7	3	4.1	DIN 2184-1/ANSI			
		1.102																				.194	.190	2.766	.579		.161					
UNF #12-28	28.00	29.00	.220 x .165	B	3BX	T200-XM100AF-12-28	*	*	*	*	*	*	*	*	*	*	*	*	*	*	*	*	5.6	5.49	80.0	14.0	3	4.6	DIN 2184-1/ANSI			
		1.142																				.220	.216	3.150	.551		.181					
UNF 1/4-28	28.00	25.00	.255 x .191	B	3BX	T200-XM100AF-1/4	*	*	*	*	*	*	*	*	*	*	*	*	*	*	*	*	6.5	6.35	80.0	15.7	3	5.5	DIN 2184-1/ANSI			
		.984																				.255	.250	3.150	.618		.217					
UNF 5/16-24	24.00	34.00	.318 x .238	B	3BX	T200-XM100AF-5/16	*	*	*	*	*	*	*	*	*	*	*	*	*	*	*	*	8.1	7.94	90.0	18.8	3	6.9	DIN 2184-1/ANSI			
		1.339																				.318	.313	3.543	.740		.272					
UNF 3/8-24	24.00	37.50	.381 x .286	B	3BX	T200-XM100AF-3/8	*	*	*	*	*	*	*	*	*	*	*	*	*	*	*	*	9.7	9.53	90.0	20.1	3	8.5	DIN 2184-1/ANSI			
		1.476																				.381	.375	3.543	.791		.335					
UNF 7/16-20	20.00	72.59	.323 x .242	B	3BX	T200-XM101AF-7/16	*	*	*	*	*	*	*	*	*	*	*	*	*	*	*	*	8.2	11.11	100.0	20.1	3	9.9	DIN 2184-1/ANSI			
		2.858																				.323	.438	3.937	.791		.390					
UNF 1/2-20	20.00	71.82	.367 x .275	B	3BX	T200-XM101AF-1/2	*	*	*	*	*	*	*	*	*	*	*	*	*	*	*	*	9.3	12.70	100.0	21.1	3	11.5	DIN 2184-1/ANSI			
		2.828																				.367	.500	3.937	.831		.453					
UNF 9/16-18	18.00	70.30	.429 x .322	B	3BX	T200-XM101AF-9/16	*	*	*	*	*	*	*	*	*	*	*	*	*	*	*	*	10.9	14.29	100.0	21.1	3	12.9	DIN 2184-1/ANSI			
		2.768																				.429	.563	3.937	.831		.508					
UNF 5/8-18	18.00	55.78	.480 x .360	B	3BX	T200-XM101AF-5/8	*	*	*	*	*	*	*	*	*	*	*	*	*	*	*	*	12.2	15.88	100.0	21.1	3	14.5	DIN 2184-1/ANSI			
		2.196																				.480	.625	3.937	.831		.571					
UNF 3/4-16	16.00	62.47	.590 x .442	B	3BX	T200-XM101AF-3/4	*	*	*	*	*	*	*	*	*	*	*	*	*	*	*	*	15.0	19.05	110.0	23.9	4	17.5	DIN 2184-1/ANSI			
		2.459																				.590	.750	4.331	.941		.689					
UNF 7/8-14	14.00	75.95	.697 x .523	B	3BX	T200-XM101AF-7/8	*	*	*	*	*	*	*	*	*	*	*	*	*	*	*	*	17.7	22.23	125.0	23.9	4	20.4	DIN 2184-1/ANSI			
		2.990																				.697	.875	4.921	.941		.803					
UNF 1"-12	12.00	75.43	.800 x .600	B	3BX	T200-XM101AF-1-12	*	*	*	*	*	*	*	*	*	*	*	*	*	*	*	*	20.3	25.40	140.0	26.9	4	23.3	DIN 2184-1/ANSI			
		2.970																				.800	1.000	5.512	1.059		.915					



C162



C157



E9



E27



C154

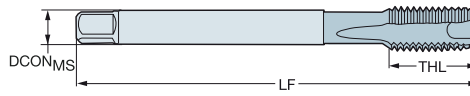
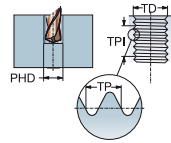


Macho de corte CoroTap™ 200 com ponta helicoidal

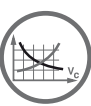
Perfil de rosca: G

DIN 5156

ULDR 2.5
SUBSTRATE HSS-PM



TDZ	TPI	LU	CZC _{MS}	THCHT	TCTR	Código para pedido	Dimensões, mm, pol.																														
							P					M					K					N					S										
							B10	B145	B150	C110	C145	C150	B10	B145	B150	C110	C145	C150	B10	B145	B150	C110	C145	C150	B10	B145	B150	C110	C145	C150	B10	B145	B150	C110	C145	C150	DCON _{MS}
G 1/8-28	28.00	67.00	7.00 x 5.50	B	NORMAL	T200-XM100DK-1/8		*	*	*			*	*	*			*	*	*			*	*	*			*	*	*	7.0	9.73	90.0	18.0	3	8.8	DIN 5156
		2.638																													.276	.383	3.543	.709		.346	
G 1/4-19	19.00	71.00	11.00 x 9.00	B	NORMAL	T200-XM100DK-1/4		*	*	*			*	*	*			*	*	*			*	*	*			*	*	*	11.0	13.16	100.0	21.0	3	11.8	DIN 5156
		2.795																													.433	.518	3.937	.827		.465	
G 3/8-19	19.00	58.00	12.00 x 9.00	B	NORMAL	T200-XM100DK-3/8		*	*	*			*	*	*			*	*	*			*	*	*			*	*	*	12.0	16.66	100.0	21.0	4	15.3	DIN 5156
		2.283																													.472	.656	3.937	.827		.600	
G 1/2-14	14.00	80.00	16.00 x 12.00	B	NORMAL	T200-XM100DK-1/2	*	*	*				*	*	*			*	*	*			*	*	*			*	*	*	16.0	20.96	125.0	24.0	4	19.0	DIN 5156
		3.150																													.630	.825	4.921	.945		.748	
G 5/8-14	14.00	78.00	18.00 x 14.50	B	NORMAL	T200-XM100DK-5/8	*	*	*				*	*	*			*	*	*			*	*	*			*	*	*	18.0	22.91	125.0	24.0	4	21.0	DIN 5156
		3.071																													.709	.902	4.921	.945		.827	
G 3/4-14	14.00	77.00	20.00 x 16.00	B	NORMAL	T200-XM100DK-3/4	*	*	*				*	*	*			*	*	*			*	*	*			*	*	*	20.0	26.44	140.0	28.0	4	24.5	DIN 5156
		3.032																													.787	1.041	5.512	1.102		.965	
G 7/8-14	14.00	85.00	22.00 x 18.00	B	NORMAL	T200-XM100DK-7/8	*						*					*					*					*			22.0	30.20	150.0	28.0	4	28.3	DIN 5156
		3.346																													.866	1.189	5.906	1.102		1.112	
G 1"-11	11.00	93.00	25.00 x 20.00	B	NORMAL	T200-XM100DK-1	*	*	*				*	*	*			*	*	*			*	*	*			*	*	*	25.0	33.25	160.0	30.0	4	30.8	DIN 5156
		3.661																													.984	1.309	6.299	1.181		1.211	



C162



C157



E9



E27



C154



CoroTap™ 300

Aplicações

- Adequados para furos cegos
- Disponíveis para muitos formatos de rosca e normas
- Profundidades até 3 x diâmetro



Área de aplicação ISO:



Características e benefícios

- O desenho do canal helicoidal garante um ângulo de saída constante e proporciona um processo de corte constante
- Chanfro traseiro, usado em machos com alto ângulo de hélice, reduz o torque e o lascamento
- Os machos com ângulo de hélice alto proporcionam excelente escoamento de cavacos e possibilidades de roscas até 3 x o diâmetro em furos cegos
- Os machos com ângulo de hélice baixo propiciam arestas robustas e são adequados para rosqueamento de materiais difíceis, gerando cavacos curtos em furos cegos
- Machos de aço rápido sinterizado para maior resistência ao desgaste e vida útil mais longa da ferramenta
- Machos inteiriços de metal duro para vida útil da ferramenta mais longa e alta produtividade
- Machos com retificação do canal helicoidal
- O canal helicoidal transporta os cavacos para fora do furo
- Melhor opção para furos cegos
- Ângulo de hélice diferente para diferentes aplicações
- Canal usado para fluido de corte e escoamento de cavacos
- Diferentes profundidades de rosqueamento, dependendo da aplicação e geometria



www.sandvik.coromant.com/corotap300



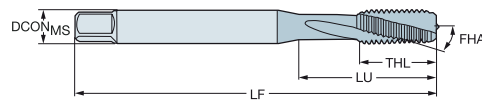
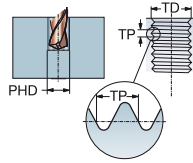
CoroChuck™ 970, consulte nosso catálogo de ferramentas rotativas.

Macho de corte CoroTap™ 300 com canais helicoidais

Perfil de rosca: Métrico

DIN 371, DIN 376

ULDR 1.5
FHA 15°
SUBSTRATE HSS-E



							Dimensões, mm, pol.						
TDZ	TP	LU	CZC _{MS}	THCHT	TCTR	Código para pedido	DCON _{MS}	TD	LF	THL	NOF	BSG	
M 2	0.40	9.00	2.80 x 2.10	C	6H	E207M2	2.8	2.00	45.0	4.0	3	DIN 371	
		.354					.110	.079	1.772	.157			
M 2.5	0.45	12.50	2.80 x 2.10	C	6H	E207M2.5	2.8	2.50	50.0	4.0	3	DIN 371	
		.492					.110	.098	1.969	.157			
M 3	0.50	18.00	3.50 x 2.70	C	6H	E207M3	3.5	3.00	56.0	9.0	3	DIN 371	
		.709					.138	.118	2.205	.354			
M 3.5	0.60	20.00	4.00 x 3.00	C	6H	E207M3.5	4.0	3.50	56.0	11.0	3	DIN 371	
		.787					.157	.138	2.205	.433			
M 4	0.70	21.00	4.50 x 3.40	C	6H	E207M4	4.5	4.00	63.0	12.0	3	DIN 371	
		.827					.177	.157	2.480	.472			
M 5	0.80	25.00	6.00 x 4.90	C	6H	E207M5	6.0	5.00	70.0	13.0	3	DIN 371	
		.984					.236	.197	2.756	.512			
M 6	1.00	30.00	6.00 x 4.90	C	6H	E207M6	6.0	6.00	80.0	15.0	3	DIN 371	
		1.181					.236	.236	3.150	.591			
M 7	1.00	30.00	7.00 x 5.50	C	6H	E207M7	7.0	7.00	80.0	15.0	3	DIN 371	
		1.181					.276	.276	3.150	.591			
M 8	1.25	35.00	8.00 x 6.20	C	6H	E207M8	8.0	8.00	90.0	18.0	3	DIN 371	
		1.378					.315	.315	3.543	.709			
M 10	1.50	39.00	10.00 x 8.00	C	6H	E207M10	10.0	10.00	100.0	20.1	3	DIN 371	
		1.535					.394	.394	3.937	.791			
M 4	0.70	43.00	2.80 x 2.10	C	6H	E258M4	2.8	4.00	63.0	12.0	3	DIN 376	
		1.693					.110	.157	2.480	.472			
M 5	0.80	49.00	3.50 x 2.70	C	6H	E258M5	3.5	5.00	70.0	13.0	3	DIN 376	
		1.929					.138	.197	2.756	.512			
M 6	1.00	59.00	4.50 x 3.40	C	6H	E258M6	4.5	6.00	80.0	15.0	3	DIN 376	
		2.323					.177	.236	3.150	.591			
M 8	1.25	67.00	6.00 x 4.90	C	6H	E258M8	6.0	8.00	90.0	18.0	3	DIN 376	
		2.638					.236	.315	3.543	.709			
M 10	1.50	77.00	7.00 x 5.50	C	6H	E258M10	7.0	10.00	100.0	20.0	3	DIN 376	
		3.032					.276	.394	3.937	.787			
M 12	1.75	83.00	9.00 x 7.00	C	6H	E258M12	9.0	12.00	110.0	23.0	3	DIN 376	
		3.268					.354	.472	4.331	.906			
M 14	2.00	81.00	11.00 x 9.00	C	6H	E258M14	11.0	14.00	110.0	25.0	3	DIN 376	
		3.189					.433	.551	4.331	.984			
M 16	2.00	68.00	12.00 x 9.00	C	6H	E258M16	12.0	16.00	110.0	25.0	3	DIN 376	
		2.677					.472	.630	4.331	.984			
M 18	2.50	81.00	14.00 x 11.00	C	6H	E258M18	14.0	18.00	125.0	30.0	3	DIN 376	
		3.189					.551	.709	4.921	1.181			
M 20	2.50	95.00	16.00 x 12.00	C	6H	E258M20	16.0	20.00	140.0	30.0	3	DIN 376	
		3.740					.630	.787	5.512	1.181			
M 22	2.50	93.00	18.00 x 14.50	C	6H	E258M22	18.0	22.00	140.0	34.0	4	DIN 376	
		3.661					.709	.866	5.512	1.339			
M 24	3.00	113.00	18.00 x 14.50	C	6H	E258M24	18.0	24.00	160.0	38.0	4	DIN 376	
		4.449					.709	.945	6.299	1.496			
M 30	3.50	115.00	22.00 x 18.00	C	6H	E258M30	22.0	30.00	180.0	45.0	4	DIN 376	
		4.528					.866	1.181	7.087	1.772			
M 36	4.00	131.00	28.00 x 22.00	C	6H	E258M36	28.0	36.00	200.0	55.0	4	DIN 376	
		5.157					1.102	1.417	7.874	2.165			



C166



C157



E9



C154

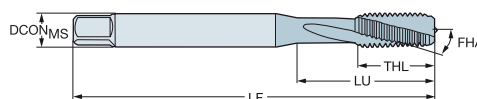
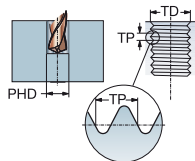
Macho de corte CoroTap™ 300 com canais helicoidais

Perfil de rosca: Métrico

DIN 371, DIN 376

ULDR
FHA
SUBSTRATE
COATING

1.5
15°
HSS-E
PVD TIN



							Dimensões, mm, pol.						
TDZ	TP	LU	CZC _{MS}	THCHT	TCTR	Código para pedido	DCON _{MS}	TD	LF	THL	NOF	BSG	
M 3	0.50	18.00	3.50 x 2.70	C	6H	E212M3	3.5	3.00	56.0	9.0	3	DIN 371	
		.709					.138	.118	2.205	.354			
M 4	0.70	21.00	4.50 x 3.40	C	6H	E212M4	4.5	4.00	63.0	11.0	3	DIN 371	
		.827					.177	.157	2.480	.433			
M 5	0.80	25.00	6.00 x 4.90	C	6H	E212M5	6.0	5.00	70.0	13.0	3	DIN 371	
		.984					.236	.197	2.756	.512			
M 6	1.00	30.00	6.00 x 4.90	C	6H	E212M6	6.0	6.00	80.0	15.0	3	DIN 371	
		1.181					.236	.236	3.150	.591			
M 8	1.25	35.00	8.00 x 6.20	C	6H	E212M8	8.0	8.00	90.0	18.0	3	DIN 371	
		1.378					.315	.315	3.543	.709			
M 10	1.50	39.00	10.00 x 8.00	C	6H	E212M10	10.0	10.00	100.0	20.0	3	DIN 371	
		1.535					.394	.394	3.937	.787			
M 12	1.75	83.00	9.00 x 7.00	C	6H	E263M12	9.0	12.00	110.0	23.0	3	DIN 376	
		3.268					.354	.472	4.331	.906			
M 14	2.00	81.00	11.00 x 9.00	C	6H	E263M14	11.0	14.00	110.0	25.0	3	DIN 376	
		3.189					.433	.551	4.331	.984			
M 16	2.00	68.00	12.00 x 9.00	C	6H	E263M16	12.0	16.00	110.0	25.0	3	DIN 376	
		2.677					.472	.630	4.331	.984			
M 18	2.50	81.00	14.00 x 11.00	C	6H	E263M18	14.0	18.00	125.0	30.0	3	DIN 376	
		3.189					.551	.709	4.921	1.181			
M 20	2.50	95.00	16.00 x 12.00	C	6H	E263M20	16.0	20.00	140.0	30.0	3	DIN 376	
		3.740					.630	.787	5.512	1.181			
M 22	2.50	93.00	18.00 x 14.50	C	6H	E263M22	18.0	22.00	140.0	34.0	4	DIN 376	
		3.661					.709	.866	5.512	1.339			
M 24	3.00	113.00	18.00 x 14.50	C	6H	E263M24	18.0	24.00	160.0	38.0	4	DIN 376	
		4.449					.709	.945	6.299	1.496			
M 27	3.00	97.00	20.00 x 16.00	C	6H	E263M27	20.0	27.00	160.0	38.0	4	DIN 376	
		3.819					.787	1.063	6.299	1.496			
M 30	3.50	115.00	22.00 x 18.00	C	6H	E263M30	22.0	30.00	180.0	45.0	4	DIN 376	
		4.528					.866	1.181	7.087	1.772			
M 33	3.50	113.00	25.00 x 20.00	C	6H	E263M33	25.0	33.00	180.0	50.0	4	DIN 376	
		4.449					.984	1.299	7.087	1.969			
M 36	4.00	131.00	28.00 x 22.00	C	6H	E263M36	28.0	36.00	200.0	55.0	4	DIN 376	
		5.157					1.102	1.417	7.874	2.165			



C166



C157



E9



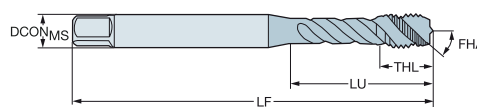
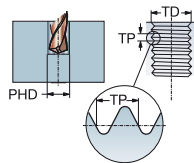
C154

Macho de corte CoroTap™ 300 com canais helicoidais

Perfil de rosca: Métrico

DIN 371, DIN 376

ULDR 2.0
 FHA 40°
 SUBSTRATE HSS-E



							Dimensões, mm, pol.					
TDZ	TP	LU	CZC _{MS}	THCHT	TCTR	Código para pedido	DCON _{MS}	TD	LF	THL	NOF	BSG
M 3	0.50	18.00	3.50 x 2.70	C	6H	E195M3	3.5	3.00	56.0	5.9	3	DIN 371
		.709					.138	.118	2.205	.232		
M 4	0.70	21.00	4.50 x 3.40	C	6H	E195M4	4.5	4.00	63.0	6.7	3	DIN 371
		.827					.177	.157	2.480	.264		
M 5	0.80	25.00	6.00 x 4.90	C	6H	E195M5	6.0	5.00	70.0	7.7	3	DIN 371
		.984					.236	.197	2.756	.303		
M 6	1.00	30.00	6.00 x 4.90	C	6H	E195M6	6.0	6.00	80.0	10.0	3	DIN 371
		1.181					.236	.236	3.150	.394		
M 8	1.25	35.00	8.00 x 6.20	C	6H	E195M8	8.0	8.00	90.0	11.6	3	DIN 371
		1.378					.315	.315	3.543	.457		
M 10	1.50	39.00	10.00 x 8.00	C	6H	E195M10	10.0	10.00	100.0	15.1	3	DIN 371
		1.535					.394	.394	3.937	.594		
M 12	1.75	83.00	9.00 x 7.00	C	6H	E245M12	9.0	12.00	110.0	16.0	3	DIN 376
		3.268					.354	.472	4.331	.630		
M 14	2.00	81.00	11.00 x 9.00	C	6H	E245M14	11.0	14.00	110.0	20.0	3	DIN 376
		3.189					.433	.551	4.331	.787		
M 16	2.00	68.00	12.00 x 9.00	C	6H	E245M16	12.0	16.00	110.0	20.0	3	DIN 376
		2.677					.472	.630	4.331	.787		
M 18	2.50	81.00	14.00 x 11.00	C	6H	E245M18	14.0	18.00	125.0	25.0	4	DIN 376
		3.189					.551	.709	4.921	.984		
M 20	2.50	95.00	16.00 x 12.00	C	6H	E245M20	16.0	20.00	140.0	25.0	4	DIN 376
		3.740					.630	.787	5.512	.984		
M 22	2.50	93.00	18.00 x 14.50	C	6H	E245M22	18.0	22.00	140.0	21.5	4	DIN 376
		3.661					.709	.866	5.512	.846		
M 24	3.00	113.00	18.00 x 14.50	C	6H	E245M24	18.0	24.00	160.0	25.5	4	DIN 376
		4.449					.709	.945	6.299	1.004		
M 30	3.50	115.00	22.00 x 18.00	C	6H	E245M30	22.0	30.00	180.0	31.0	4	DIN 376
		4.528					.866	1.181	7.087	1.220		

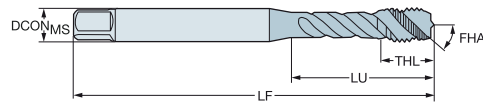
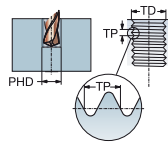


Macho de corte CoroTap™ 300 com canais helicoidais

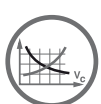
Perfil de rosca: Métrico

DIN 371, DIN 376

ULDR 2.5
FHA 45°
SUBSTRATE HSS-PM



TDZ	TP	LU	CZC _{MIS}	THCHT	TCTR	Código para pedido	Dimensões, mm, pol.																									
							P					M					K					N					S					
							B110	B145	B150	C110	C145	B110	B145	B150	C110	C145	B110	B145	B150	C110	C145	B110	B145	B150	C110	C145	B110	B145	B150	C110	C145	DCON _{MIS}
M 2	0.40	9.00	2.80 x 2.10	C	6H	T300-XM100DA-M2	*	*	*	*	*	*	*	*	*	*	*	*	*	*	*	*	*	*	*	2.8	2.00	45.0	4.0	3	1.6	DIN 371
M 2.5	0.45	12.50	2.80 x 2.10	C	6H	T300-XM100DA-M2.5	*	*	*	*	*	*	*	*	*	*	*	*	*	*	*	*	*	*	*	2.8	2.50	50.0	4.0	3	2.1	DIN 371
M 3	0.50	18.00	3.50 x 2.70	C	6H	T300-XM100DA-M3	*	*	*	*	*	*	*	*	*	*	*	*	*	*	*	*	*	*	*	3.5	3.00	56.0	5.9	3	2.5	DIN 371
M 3.5	0.60	20.00	4.00 x 3.00	C	6H	T300-XM100DA-M3.5	*	*	*	*	*	*	*	*	*	*	*	*	*	*	*	*	*	*	*	4.0	3.50	56.0	6.3	3	2.9	DIN 371
M 4	0.70	21.00	4.50 x 3.40	C	6H	T300-XM100DA-M4	*	*	*	*	*	*	*	*	*	*	*	*	*	*	*	*	*	*	*	4.5	4.00	63.0	6.7	3	3.3	DIN 371
M 5	0.80	21.00	6.00 x 4.90	C	6H	T300-XM100DA-M5	*	*	*	*	*	*	*	*	*	*	*	*	*	*	*	*	*	*	*	6.0	5.00	70.0	7.7	3	4.2	DIN 371
M 6	1.00	31.00	6.00 x 4.90	C	6H	T300-XM100DA-M6	*	*	*	*	*	*	*	*	*	*	*	*	*	*	*	*	*	*	*	6.0	6.00	80.0	10.0	3	5.0	DIN 371
M 7	1.00	31.00	7.00 x 5.50	C	6H	T300-XM100DA-M7	*	*	*	*	*	*	*	*	*	*	*	*	*	*	*	*	*	*	*	7.0	7.00	80.0	10.0	3	6.0	DIN 371
M 8	1.25	35.00	8.00 x 6.20	C	6H	T300-XM100DA-M8	*	*	*	*	*	*	*	*	*	*	*	*	*	*	*	*	*	*	*	8.0	8.00	90.0	11.6	3	6.8	DIN 371
M 10	1.50	39.00	10.00 x 8.00	C	6H	T300-XM100DA-M10	*	*	*	*	*	*	*	*	*	*	*	*	*	*	*	*	*	*	*	10.0	10.00	100.0	15.1	3	8.5	DIN 371
M 6	1.00	59.00	4.50 x 3.40	C	6H	T300-XM101DA-M6	*	*	*	*	*	*	*	*	*	*	*	*	*	*	*	*	*	*	*	4.5	6.00	80.0	10.0	3	5.0	DIN 376
M 8	1.25	67.00	6.00 x 4.90	C	6H	T300-XM101DA-M8	*	*	*	*	*	*	*	*	*	*	*	*	*	*	*	*	*	*	*	6.0	8.00	90.0	12.0	3	6.8	DIN 376
M 10	1.50	77.00	7.00 x 5.50	C	6H	T300-XM101DA-M10	*	*	*	*	*	*	*	*	*	*	*	*	*	*	*	*	*	*	*	7.0	10.00	100.0	15.0	3	8.5	DIN 376
M 12	1.75	83.00	9.00 x 7.00	C	6H	T300-XM101DA-M12	*	*	*	*	*	*	*	*	*	*	*	*	*	*	*	*	*	*	*	9.0	12.00	110.0	16.0	3	10.2	DIN 376
M 14	2.00	81.00	11.00 x 9.00	C	6H	T300-XM101DA-M14	*	*	*	*	*	*	*	*	*	*	*	*	*	*	*	*	*	*	*	11.0	14.00	110.0	20.0	3	12.0	DIN 376
M 16	2.00	68.00	12.00 x 9.00	C	6H	T300-XM101DA-M16	*	*	*	*	*	*	*	*	*	*	*	*	*	*	*	*	*	*	*	12.0	16.00	110.0	20.0	4	14.0	DIN 376
M 18	2.50	81.00	14.00 x 11.00	C	6H	T300-XM101DA-M18	*	*	*	*	*	*	*	*	*	*	*	*	*	*	*	*	*	*	*	14.0	18.00	125.0	25.0	4	15.5	DIN 376
M 20	2.50	95.00	16.00 x 12.00	C	6H	T300-XM101DA-M20	*	*	*	*	*	*	*	*	*	*	*	*	*	*	*	*	*	*	*	16.0	20.00	140.0	25.0	4	17.5	DIN 376
M 22	2.50	93.00	18.00 x 14.50	C	6H	T300-XM101DA-M22	*	*	*	*	*	*	*	*	*	*	*	*	*	*	*	*	*	*	*	18.0	22.00	140.0	25.0	4	19.5	DIN 376
M 24	3.00	113.00	18.00 x 14.50	C	6H	T300-XM101DA-M24	*	*	*	*	*	*	*	*	*	*	*	*	*	*	*	*	*	*	*	18.0	24.00	160.0	30.0	4	21.0	DIN 376
M 27	3.00	97.00	20.00 x 16.00	C	6H	T300-XM101DA-M27	*	*	*	*	*	*	*	*	*	*	*	*	*	*	*	*	*	*	*	20.0	27.00	160.0	30.0	4	24.0	DIN 376
M 30	3.50	115.00	22.00 x 18.00	C	6H	T300-XM101DA-M30	*	*	*	*	*	*	*	*	*	*	*	*	*	*	*	*	*	*	*	22.0	30.00	180.0	36.0	4	26.5	DIN 376
M 33	3.50	113.00	25.00 x 20.00	C	6H	T300-XM101DA-M33	*	*	*	*	*	*	*	*	*	*	*	*	*	*	*	*	*	*	*	25.0	33.00	180.0	36.0	4	29.5	DIN 376
M 36	4.00	131.00	28.00 x 22.00	C	6H	T300-XM101DA-M36	*	*	*	*	*	*	*	*	*	*	*	*	*	*	*	*	*	*	*	28.0	36.00	200.0	40.0	4	32.0	DIN 376
M 39	4.00	102.00	32.00 x 24.00	C	6H	T300-XM101DA-M39	*	*	*	*	*	*	*	*	*	*	*	*	*	*	*	*	*	*	*	32.0	39.00	200.0	40.0	4	35.0	DIN 376
M 42	4.50	102.00	32.00 x 24.00	C	6H	T300-XM101DA-M42	*	*	*	*	*	*	*	*	*	*	*	*	*	*	*	*	*	*	*	32.0	42.00	200.0	45.0	4	37.5	DIN 376
M 48	5.00	147.00	36.00 x 29.00	C	6H	T300-XM101DA-M48	*	*	*	*	*	*	*	*	*	*	*	*	*	*	*	*	*	*	*	36.0	48.00	250.0	50.0	4	43.0	DIN 376
																										1.417	1.890	9.843	1.969		1.693	



C166



C157



E9



E27



C154

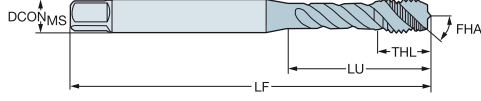
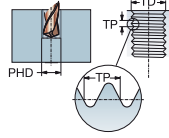


Macho de corte CoroTap™ 300 com canais helicoidais

Perfil de rosca: Métrico

DIN 371, DIN 376

ULDR 2.5
FHA 45°
SUBSTRATE HSS-PM



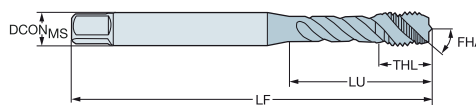
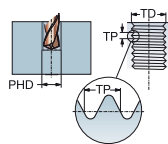
TDZ	TP	LU	CZC _{MIS}	THCHT	TCTR	Código para pedido	Dimensões, mm, pol.																										
							P				M				K				N				S				DCON _{MIS}	TD	LF	THL	NOF	PHD	BSG
							B10	B15	C10	C15	B10	B15	C10	C15	B10	B15	C10	C15	B10	B15	C10	C15	B10	B15	C10	C15							
M 52	5.00	120.00	40.00 x 32.00	C	6H	T300-XM101DA-M52	*	*			*	*			*	*			*	*			*	*			40.0	52.00	250.0	50.0	5	47.0	DIN 376
		4.724																									1.575	2.047	9.843	1.969		1.850	
M 56	5.50	120.00	40.00 x 32.00	C	6H	T300-XM101DA-M56	*	*			*	*			*	*			*	*			*	*			40.0	56.00	250.0	55.0	5	50.5	DIN 376
		4.724																									1.575	2.205	9.843	2.165		1.988	
M 64	6.00	178.00	50.00 x 39.00	C	6H	T300-XM101DA-M64	*				*				*				*				*				50.0	64.00	315.0	60.0	6	58.0	DIN 376
		7.008																									1.969	2.520	12.402	2.362		2.283	
M 3	0.50	18.00	3.50 x 2.70	E	6H	T300-XM102DA-M3		*	*	*		*	*	*		*	*	*		*	*	*		*	*	*	3.5	3.00	56.0	5.9	3	2.5	DIN 371
		.709																									.138	.118	2.205	.232		.098	
M 4	0.70	21.00	4.50 x 3.40	E	6H	T300-XM102DA-M4		*	*	*		*	*	*		*	*	*		*	*	*		*	*	*	4.5	4.00	63.0	6.7	3	3.3	DIN 371
		.827																									.177	.157	2.480	.264		.130	
M 5	0.80	21.00	6.00 x 4.90	E	6H	T300-XM102DA-M5		*	*	*		*	*	*		*	*	*		*	*	*		*	*	*	6.0	5.00	70.0	7.7	3	4.2	DIN 371
		.827																									.236	.197	2.756	.303		.165	
M 6	1.00	31.00	6.00 x 4.90	E	6H	T300-XM102DA-M6		*	*	*		*	*	*		*	*	*		*	*	*		*	*	*	6.0	6.00	80.0	10.0	3	5.0	DIN 371
		1.220																									.236	.236	3.150	.394		.197	
M 8	1.25	35.00	8.00 x 6.20	E	6H	T300-XM102DA-M8		*	*	*		*	*	*		*	*	*		*	*	*		*	*	*	8.0	8.00	90.0	11.6	3	6.8	DIN 371
		1.378																									.315	.315	3.543	.457		.268	
M 10	1.50	39.00	10.00 x 8.00	E	6H	T300-XM102DA-M10		*	*	*		*	*	*		*	*	*		*	*	*		*	*	*	10.0	10.00	100.0	15.1	3	8.5	DIN 371
		1.535																									.304	.304	3.937	.594		.335	
M 12	1.75	83.00	9.00 x 7.00	E	6H	T300-XM103DA-M12		*	*	*		*	*	*		*	*	*		*	*	*		*	*	*	9.0	12.00	110.0	16.0	3	10.2	DIN 376
		3.268																									.354	.472	4.331	.630		.402	
M 14	2.00	81.00	11.00 x 9.00	E	6H	T300-XM103DA-M14		*	*	*		*	*	*		*	*	*		*	*	*		*	*	*	11.0	14.00	110.0	20.0	3	12.0	DIN 376
		3.189																									.433	.551	4.331	.787		.472	
M 16	2.00	68.00	12.00 x 9.00	E	6H	T300-XM103DA-M16		*	*	*		*	*	*		*	*	*		*	*	*		*	*	*	12.0	16.00	110.0	20.0	4	14.0	DIN 376
		2.677																									.472	.630	4.331	.787		.551	
M 20	2.50	95.00	16.00 x 12.00	E	6H	T300-XM103DA-M20	*	*	*		*	*	*		*	*	*		*	*	*		*	*	*	16.0	20.00	140.0	25.0	4	17.5	DIN 376	
		3.740																									.630	.787	5.512	.984		.689	
M 3	0.50	18.00	3.50 x 2.70	C	6G	T300-XM104DA-M3		*	*	*		*	*	*		*	*	*		*	*	*		*	*	*	3.5	3.00	56.0	5.9	3	2.5	DIN 371
		.709																									.138	.118	2.205	.232		.098	
M 4	0.70	21.00	4.50 x 3.40	C	6G	T300-XM104DA-M4		*	*	*		*	*	*		*	*	*		*	*	*		*	*	*	4.5	4.00	63.0	6.7	3	3.3	DIN 371
		.827																									.177	.157	2.480	.264		.130	
M 5	0.80	25.00	6.00 x 4.90	C	6G	T300-XM104DA-M5		*	*	*		*	*	*		*	*	*		*	*	*		*	*	*	6.0	5.00	70.0	7.7	3	4.2	DIN 371
		.984																									.236	.197	2.756	.303		.165	
M 6	1.00	31.00	6.00 x 4.90	C	6G	T300-XM104DA-M6		*	*	*		*	*	*		*	*	*		*	*	*		*	*	*	6.0	6.00	80.0	10.0	3	5.0	DIN 371
		1.220																									.236	.236	3.150	.394		.197	
M 8	1.25	35.00	8.00 x 6.20	C	6G	T300-XM104DA-M8		*	*	*		*	*	*		*	*	*		*	*	*		*	*	*	8.0	8.00	90.0	12.0	3	6.8	DIN 371
		1.378																									.315	.315	3.543	.472		.268	
M 10	1.50	39.00	10.00 x 8.00	C	6G	T300-XM104DA-M10		*	*	*		*	*	*		*	*	*		*	*	*		*	*	*	10.0	10.00	100.0	15.1	3	8.5	DIN 371
		1.535																									.304	.304	3.937	.594		.335	
M 12	1.75	83.00	9.00 x 7.00	C	6G	T300-XM105DA-M12		*	*	*		*	*	*		*	*	*		*	*	*		*	*	*	9.0	12.00	110.0	16.0	3	10.2	DIN 376
		3.268																									.354	.472	4.331	.630		.402	
M 14	2.00	81.00	11.00 x 9.00	C	6G	T300-XM105DA-M14		*	*	*		*	*	*		*	*	*		*	*	*		*	*	*	11.0	14.00	110.0	20.0	3	12.0	DIN 376
		3.189																									.433	.551	4.331	.787		.472	
M 16	2.00	68.00	12.00 x 9.00	C	6G	T300-XM105DA-M16		*	*	*		*	*	*		*	*	*		*	*	*		*	*	*	12.0	16.00	110.0	20.0	4	14.0	DIN 376
		2.677																									.472	.630	4.331	.787		.551	
M 20	2.50	95.00	16.00 x 12.00	C	6G	T300-XM105DA-M20	*	*	*		*	*	*		*	*	*		*	*	*		*	*	*	16.0	20.00	140.0	25.0	4	17.5	DIN 376	
		3.740																									.630	.787	5.512	.984		.689	



Macho de corte CoroTap™ 300 com canais helicoidais

Perfil de rosca: Métrico
DIN 371/ANSI, DIN 376/ANSI

ULDR 2.5
FHA 45°
SUBSTRATE HSS-PM



TDZ	TP	LU	CZC _{MIS}	THCHT	TCTR	Código para pedido	P					M					K					N					S					Dimensões, mm, pol.						
							C10	C15	C18	C10	C15	C18	C10	C15	C18	C10	C15	C18	C10	C15	C18	C10	C15	C18	DCON _{MIS}	TD	LF	THL	NOF	PHD	BSG							
M 4	0.70	21.50	.194 x .152	C	6H	T300-XM100AA-M4	*	*	*	*	*	*	*	*	*	*	*	*	*	*	*	*	*	*	*	*	*	4.9	4.00	63.0	8.4	3	3.3	DIN 371/ANSI				
		.846					*	*	*	*	*	*	*	*	*	*	*	*	*	*	*	*	*	*	*	*	.194	.157	2.480	.331	.130							
M 5	0.80	28.00	.194 x .152	C	6H	T300-XM100AA-M5	*	*	*	*	*	*	*	*	*	*	*	*	*	*	*	*	*	*	*	*	4.9	5.00	70.0	8.6	3	4.2	DIN 371/ANSI					
		1.102					*	*	*	*	*	*	*	*	*	*	*	*	*	*	*	*	*	*	*	*	.194	.197	2.756	.339	.165							
M 6	1.00	25.50	.255 x .191	C	6H	T300-XM100AA-M6	*	*	*	*	*	*	*	*	*	*	*	*	*	*	*	*	*	*	*	*	6.5	6.00	80.0	11.4	3	5.0	DIN 371/ANSI					
		1.004					*	*	*	*	*	*	*	*	*	*	*	*	*	*	*	*	*	*	*	*	.255	.236	3.150	.449	.197							
M 8	1.25	33.50	.318 x .238	C	6H	T300-XM100AA-M8	*	*	*	*	*	*	*	*	*	*	*	*	*	*	*	*	*	*	*	*	8.1	8.00	90.0	12.9	3	6.8	DIN 371/ANSI					
		1.319					*	*	*	*	*	*	*	*	*	*	*	*	*	*	*	*	*	*	*	*	.318	.315	3.543	.508	.268							
M 10	1.50	38.50	.381 x .286	C	6H	T300-XM100AA-M10	*	*	*	*	*	*	*	*	*	*	*	*	*	*	*	*	*	*	*	*	9.7	10.00	100.0	16.1	3	8.5	DIN 371/ANSI					
		1.516					*	*	*	*	*	*	*	*	*	*	*	*	*	*	*	*	*	*	*	*	.381	.394	3.937	.634	.335							
M 12	1.75	81.82	.367 x .275	C	6H	T300-XM101AA-M12	*	*	*	*	*	*	*	*	*	*	*	*	*	*	*	*	*	*	*	*	9.3	12.00	110.0	18.0	3	10.2	DIN 376/ANSI					
		3.221					*	*	*	*	*	*	*	*	*	*	*	*	*	*	*	*	*	*	*	*	.367	.472	4.331	.709	.402							
M 14	2.00	80.30	.429 x .322	C	6H	T300-XM101AA-M14	*	*	*	*	*	*	*	*	*	*	*	*	*	*	*	*	*	*	*	*	10.9	14.00	110.0	20.1	3	12.0	DIN 376/ANSI					
		3.161					*	*	*	*	*	*	*	*	*	*	*	*	*	*	*	*	*	*	*	*	.429	.551	4.331	.791	.472							
M 16	2.00	65.78	.480 x .360	C	6H	T300-XM101AA-M16	*	*	*	*	*	*	*	*	*	*	*	*	*	*	*	*	*	*	*	*	12.2	16.00	110.0	20.1	4	14.0	DIN 376/ANSI					
		2.590					*	*	*	*	*	*	*	*	*	*	*	*	*	*	*	*	*	*	*	*	.480	.630	4.331	.791	.551							
M 18	2.50	79.00	.542 x .406	C	6H	T300-XM101AA-M18	*	*	*	*	*	*	*	*	*	*	*	*	*	*	*	*	*	*	*	*	13.8	18.00	125.0	24.9	4	15.5	DIN 376/ANSI					
		3.110					*	*	*	*	*	*	*	*	*	*	*	*	*	*	*	*	*	*	*	*	.542	.709	4.921	.980	.610							
M 20	2.50	92.47	.652 x .489	C	6H	T300-XM101AA-M20	*	*	*	*	*	*	*	*	*	*	*	*	*	*	*	*	*	*	*	*	16.6	20.00	140.0	24.9	4	17.5	DIN 376/ANSI					
		3.641					*	*	*	*	*	*	*	*	*	*	*	*	*	*	*	*	*	*	*	*	.652	.787	5.512	.980	.689							
M 4	0.70	21.50	.168 x .131	E	6H	T300-XM102AA-M4	*	*	*	*	*	*	*	*	*	*	*	*	*	*	*	*	*	*	*	*	4.3	4.00	63.0	8.4	3	3.3	DIN 371/ANSI					
		.846					*	*	*	*	*	*	*	*	*	*	*	*	*	*	*	*	*	*	*	*	.168	.157	2.480	.331	.130							
M 5	0.80	28.00	.194 x .152	E	6H	T300-XM102AA-M5	*	*	*	*	*	*	*	*	*	*	*	*	*	*	*	*	*	*	*	*	4.9	5.00	70.0	8.6	3	4.2	DIN 371/ANSI					
		1.102					*	*	*	*	*	*	*	*	*	*	*	*	*	*	*	*	*	*	*	*	.194	.197	2.756	.339	.165							
M 6	1.00	25.50	.255 x .191	E	6H	T300-XM102AA-M6	*	*	*	*	*	*	*	*	*	*	*	*	*	*	*	*	*	*	*	*	6.5	6.00	80.0	11.4	3	5.0	DIN 371/ANSI					
		1.004					*	*	*	*	*	*	*	*	*	*	*	*	*	*	*	*	*	*	*	*	.255	.236	3.150	.449	.197							
M 8	1.25	33.50	.318 x .238	E	6H	T300-XM102AA-M8	*	*	*	*	*	*	*	*	*	*	*	*	*	*	*	*	*	*	*	*	8.1	8.00	90.0	12.9	3	6.8	DIN 371/ANSI					
		1.319					*	*	*	*	*	*	*	*	*	*	*	*	*	*	*	*	*	*	*	*	.318	.315	3.543	.508	.268							
M 10	1.50	38.50	.381 x .286	E	6H	T300-XM102AA-M10	*	*	*	*	*	*	*	*	*	*	*	*	*	*	*	*	*	*	*	*	9.7	10.00	100.0	16.1	3	8.5	DIN 371/ANSI					
		1.516					*	*	*	*	*	*	*	*	*	*	*	*	*	*	*	*	*	*	*	*	.381	.394	3.937	.634	.335							
M 12	1.75	81.82	.367 x .275	E	6H	T300-XM103AA-M12	*	*	*	*	*	*	*	*	*	*	*	*	*	*	*	*	*	*	*	*	9.3	12.00	110.0	18.0	3	10.2	DIN 376/ANSI					
		3.221					*	*	*	*	*	*	*	*	*	*	*	*	*	*	*	*	*	*	*	*	.367	.472	4.331	.709	.402							
M 14	2.00	80.30	.429 x .322	E	6H	T300-XM103AA-M14	*	*	*	*	*	*	*	*	*	*	*	*	*	*	*	*	*	*	*	*	10.9	14.00	110.0	20.1	3	12.0	DIN 376/ANSI					
		3.161					*	*	*	*	*	*	*	*	*	*	*	*	*	*	*	*	*	*	*	*	.429	.551	4.331	.791	.472							
M 16	2.00	65.78	.480 x .360	E	6H	T300-XM103AA-M16	*	*	*	*	*	*	*	*	*	*	*	*	*	*	*	*	*	*	*	*	12.2	16.00	110.0	20.1	4	14.0	DIN 376/ANSI					
		2.590					*	*	*	*	*	*	*	*	*	*	*	*	*	*	*	*	*	*	*	*	.480	.630	4.331	.791	.551							
M 18	2.50	79.00	.542 x .406	E	6H	T300-XM103AA-M18	*	*	*	*	*	*	*	*	*	*	*	*	*	*	*	*	*	*	*	*	13.8	18.00	125.0	24.9	4	15.5	DIN 376/ANSI					
		3.110					*	*	*	*	*	*	*	*	*	*	*	*	*	*	*	*	*	*	*	*	.542	.709	4.921	.980	.610							
M 20	2.50	92.47	.652 x .489	E	6H	T300-XM103AA-M20	*	*	*	*	*	*	*	*	*	*	*	*	*	*	*	*	*	*	*	*	16.6	20.00	140.0	24.9	4	17.5	DIN 376/ANSI					
		3.641					*	*	*	*	*	*	*	*	*	*	*	*	*	*	*	*	*	*	*	*	.652	.787	5.512	.980	.689							



C166



C157



E9



E27



C154



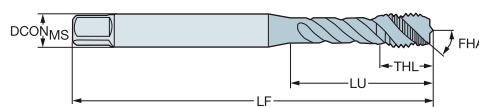
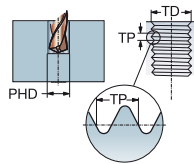
Macho de corte CoroTap™ 300 com canais helicoidais

Perfil de rosca: Métrico

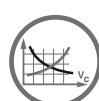
DIN 371, DIN 376

ULDR
FHA
SUBSTRATE
COATING

3.0
45°
HSS-E
PVD TIALN



							Dimensões, mm, pol.					
TDZ	TP	LU	CZC _{MS}	THCHT	TCTR	Código para pedido	DCON _{MS}	TD	LF	THL	NOF	BSG
M 3	0.50	18.00	3.50 x 2.70	C	6H	E615M3	3.5	3.00	112.0	6.0	3	DIN 371
		.709					.138	.118	4.409	.236		
M 4	0.70	21.00	4.50 x 3.40	C	6H	E615M4	4.5	4.00	112.0	7.0	3	DIN 371
		.827					.177	.157	4.409	.276		
M 5	0.80	25.00	6.00 x 4.90	C	6H	E615M5	6.0	5.00	125.0	8.0	3	DIN 371
		.984					.236	.197	4.921	.315		
M 6	1.00	30.00	6.00 x 4.90	C	6H	E615M6	6.0	6.00	125.0	10.0	3	DIN 371
		1.181					.236	.236	4.921	.394		
M 8	1.25	40.00	8.00 x 6.20	C	6H	E615M8	8.0	8.00	140.0	13.0	3	DIN 371
		1.575					.315	.315	5.512	.512		
M 10	1.50	50.00	10.00 x 8.00	C	6H	E615M10	10.0	10.00	160.0	15.0	3	DIN 371
		1.969					.394	.394	6.299	.591		
M 12	1.75	153.00	9.00 x 7.00	C	6H	E615M12	9.0	12.00	180.0	16.0	3	DIN 376
		6.024					.354	.472	7.087	.630		
M 14	2.00	151.00	11.00 x 9.00	C	6H	E615M14	11.0	14.00	180.0	20.0	3	DIN 376
		5.945					.433	.551	7.087	.787		
M 16	2.00	158.00	12.00 x 9.00	C	6H	E615M16	12.0	16.00	200.0	20.0	3	DIN 376
		6.220					.472	.630	7.874	.787		
M 20	2.50	179.00	16.00 x 12.00	C	6H	E615M20	16.0	20.00	224.0	25.0	4	DIN 376
		7.047					.630	.787	8.819	.984		



C166



C157



E9



C154

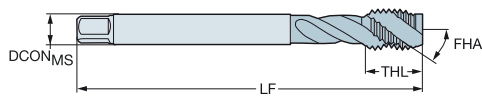
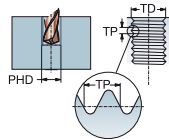
A

Macho de corte CoroTap™ 300 com canais helicoidais

Perfil de rosca: Métrica fina

DIN 374

ULDR 2.5
 FHA 45°
 SUBSTRATE HSS-PM



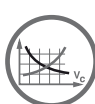
B

TDZ	TP	LU	CZC _{MS}	THGHT	TCTR	Código para pedido	Dimensões, mm, pol.																																				
							P					M					K					N					S																
							B110	B145	B150	C110	C145	C150	B110	B145	B150	C110	C145	C150	B110	B145	B150	C110	C145	C150	B110	B145	B150	C110	C145	C150	B110	B145	B150	C110	C145	C150	DCON _{MS}	TD	LF	THL	NOF	PHD	BSG
MF 26x1.5	1.50	77.00	20.00 x 16.00	C	6H	T300-XM100DB-M28X150	*	*					*	*					*	*					*	*					*	*					20.0	28.00	140.0	20.0	4	26.5	DIN 374
		3.032																																			.787	1.102	5.512	.787		1.043	
MF 30x1.5	1.50	85.00	22.00 x 18.00	C	6H	T300-XM100DB-M30X150	*	*	*				*	*	*				*	*	*				*	*	*				*	*	*				22.0	30.00	150.0	20.0	4	28.5	DIN 374
		3.346																																			.866	1.181	5.906	.787		1.122	
MF 30x2	2.00	85.00	22.00 x 18.00	C	6H	T300-XM100DB-M30X200	*	*	*				*	*	*				*	*	*				*	*	*				*	*	*				22.0	30.00	150.0	20.0	4	28.0	DIN 374
		3.346																																			.866	1.181	5.906	.787		1.102	

C

D

E



C166



C157



E9



E27



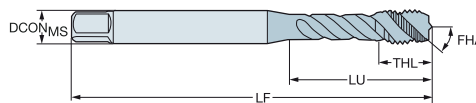
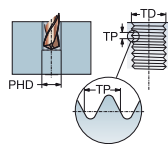
C154

Macho de corte CoroTap™ 300 com canais helicoidais

Perfil de rosca: Métrica fina

DIN 374/ANSI

ULDR 2.5
FHA 45°
SUBSTRATE HSS-PM



TDZ	TP	LU	CZC _{MS}	THCHT	TCTR	Código para pedido	P					M					K					N					S					Dimensões, mm, pol.						
							C10	C15	C30	C45	C60	C10	C15	C30	C45	C60	C10	C15	C30	C45	C60	C10	C15	C30	C45	C60	C10	C15	C30	C45	C60	DCON _{MS}	TD	LF	THL	NOF	PHD	BSG
MF 8x1	1.00	33.50	.318 x .238	C	6H	T300-XM100AB-M8X100	*	*	*	*	*	*	*	*	*	*	*	*	*	*	*	*	*	*	*	*	*	*	*	*	8.1	8.00	90.0	12.8	3	7.0	DIN 374/ANSI	
		1.319																											.318	.315	3.543	.504		.276				
MF 10x1	1.00	37.50	.381 x .286	C	6H	T300-XM100AB-M10X100	*	*	*	*	*	*	*	*	*	*	*	*	*	*	*	*	*	*	*	*	*	*	*	9.7	10.00	90.0	13.0	3	9.0	DIN 374/ANSI		
		1.476																											.381	.394	3.543	.512		.354				
MF 14x1.5	1.50	70.30	.429 x .322	C	6H	T300-XM101AB-M14X150	*			*			*			*			*			*			*			*	10.9	14.00	100.0	15.0	3	12.5	DIN 374/ANSI			
		2.768																											.429	.551	3.937	.591		.492				
MF 18x1.5	1.50	64.00	.542 x .406	C	6H	T300-XM101AB-M18X150	*	*	*	*	*	*	*	*	*	*	*	*	*	*	*	*	*	*	*	*	*	*	*	13.8	18.00	110.0	17.0	4	16.5	DIN 374/ANSI		
		2.520																											.542	.709	4.331	.669		.650				
MF 8x1	1.00	33.50	.318 x .238	E	6H	T300-XM102AB-M8X100	*	*	*	*	*	*	*	*	*	*	*	*	*	*	*	*	*	*	*	*	*	*	*	8.1	8.00	90.0	12.8	3	7.0	DIN 374/ANSI		
		1.319																											.318	.315	3.543	.504		.276				
MF 10x1	1.00	37.50	.381 x .286	E	6H	T300-XM102AB-M10X100	*	*	*	*	*	*	*	*	*	*	*	*	*	*	*	*	*	*	*	*	*	*	*	9.7	10.00	90.0	13.0	3	9.0	DIN 374/ANSI		
		1.476																											.381	.394	3.543	.512		.354				
MF 14x1.5	1.50	70.30	.429 x .322	E	6H	T300-XM103AB-M14X150	*	*	*	*	*	*	*	*	*	*	*	*	*	*	*	*	*	*	*	*	*	*	*	10.9	14.00	100.0	15.0	3	12.5	DIN 374/ANSI		
		2.768																											.429	.551	3.937	.591		.492				
MF 18x1.5	1.50	64.00	.542 x .406	E	6H	T300-XM103AB-M18X150	*	*	*	*	*	*	*	*	*	*	*	*	*	*	*	*	*	*	*	*	*	*	*	13.8	18.00	110.0	17.0	4	16.5	DIN 374/ANSI		
		2.520																											.542	.709	4.331	.669		.650				



C166



C157



E9



E27



C154

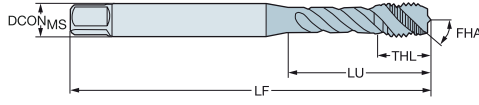
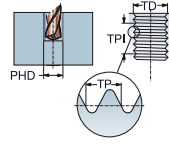


Macho de corte CoroTap™ 300 com canais helicoidais

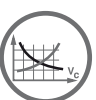
Perfil de rosca: UNC

DIN 2184-1

ULDR 2.5
 FHA 45°
 SUBSTRATE HSS-PM



TDZ	TPI	LU	CZC _{MS}	THCHT	TCTR	Código para pedido	Dimensões, mm, pol.																																		
							P				M				K				N			S																			
							B110	B145	B150	C110	C145	C150	B110	B145	B150	C110	C145	C150	B110	B145	B150	C110	C145	C150	B110	B145	B150	C110	C145	C150											
UNC #4-40	40.00	18.00	3.50 x 2.70	C	2B	T300-XM100DE-4-40	*	*	*	*	*	*	*	*	*	*	*	*	*	*	*	*	*	*	*	*	*	*	*	*	*	*	*	*	3.5	2.84	56.0	5.6	3	2.4	DIN 2184-1
		.709																															.138	.112	2.205	.220			.093		
UNC #5-40	40.00	18.00	3.50 x 2.70	C	2B	T300-XM100DE-5-40		*	*	*	*	*	*	*	*	*	*	*	*	*	*	*	*	*	*	*	*	*	*	*	*	*	*	*	3.5	3.18	56.0	5.6	3	2.7	DIN 2184-1
		.709																															.138	.125	2.205	.220			.104		
UNC #6-32	32.00	20.00	4.00 x 3.00	C	2B	T300-XM100DE-6-32		*	*	*	*	*	*	*	*	*	*	*	*	*	*	*	*	*	*	*	*	*	*	*	*	*	*	*	4.0	3.51	56.0	6.5	3	2.9	DIN 2184-1
		.787																															.157	.138	2.205	.256			.112		
UNC #8-32	32.00	21.00	4.50 x 3.40	C	2B	T300-XM100DE-8-32		*	*	*	*	*	*	*	*	*	*	*	*	*	*	*	*	*	*	*	*	*	*	*	*	*	*	*	4.5	4.17	63.0	6.5	3	3.5	DIN 2184-1
		.827																															.177	.164	2.480	.256			.138		
UNC #10-24	24.00	25.00	6.00 x 4.90	C	2B	T300-XM100DE-10-24		*	*	*	*	*	*	*	*	*	*	*	*	*	*	*	*	*	*	*	*	*	*	*	*	*	*	*	6.0	4.83	70.0	8.0	3	3.9	DIN 2184-1
		.984																															.236	.190	2.756	.315			.154		
UNC #12-24	24.00	30.00	6.00 x 4.90	C	2B	T300-XM100DE-12-24		*	*	*	*	*	*	*	*	*	*	*	*	*	*	*	*	*	*	*	*	*	*	*	*	*	*	*	6.0	5.49	80.0	10.0	3	4.5	DIN 2184-1
		1.181																															.236	.216	3.150	.394			.177		
UNC 1/4-20	20.00	30.00	7.00 x 5.50	C	2B	T300-XM100DE-1/4		*	*	*	*	*	*	*	*	*	*	*	*	*	*	*	*	*	*	*	*	*	*	*	*	*	*	7.0	6.35	80.0	10.0	3	5.1	DIN 2184-1	
		1.181																															.276	.250	3.150	.394			.201		
UNC 5/16-18	18.00	35.00	8.00 x 6.20	C	2B	T300-XM100DE-5/16		*	*	*	*	*	*	*	*	*	*	*	*	*	*	*	*	*	*	*	*	*	*	*	*	*	*	8.0	7.94	90.0	12.0	3	6.6	DIN 2184-1	
		1.378																															.315	.313	3.543	.472			.260		
UNC 3/8-16	16.00	39.00	10.00 x 8.00	C	2B	T300-XM100DE-3/8		*	*	*	*	*	*	*	*	*	*	*	*	*	*	*	*	*	*	*	*	*	*	*	*	*	*	10.0	9.53	100.0	15.0	3	8.0	DIN 2184-1	
		1.535																															.394	.375	3.937	.591			.315		
UNC 7/16-14	14.00	75.75	8.00 x 6.20	C	2B	T300-XM101DE-7/16		*	*	*	*	*	*	*	*	*	*	*	*	*	*	*	*	*	*	*	*	*	*	*	*	*	*	8.0	11.11	100.0	15.0	3	9.4	DIN 2184-1	
		2.982																															.315	.438	3.937	.591			.370		
UNC 1/2-13	13.00	82.75	9.00 x 7.00	C	2B	T300-XM101DE-1/2		*	*	*	*	*	*	*	*	*	*	*	*	*	*	*	*	*	*	*	*	*	*	*	*	*	9.0	12.70	110.0	18.0	3	10.8	DIN 2184-1		
		3.258																															.354	.500	4.331	.709			.425		
UNC 5/8-11	11.00	67.75	12.00 x 9.00	C	2B	T300-XM101DE-5/8		*	*	*	*	*	*	*	*	*	*	*	*	*	*	*	*	*	*	*	*	*	*	*	*	*	12.0	15.88	110.0	20.0	4	13.5	DIN 2184-1		
		2.667																															.472	.625	4.331	.787			.531		
UNC 3/4-10	10.00	80.75	14.00 x 11.00	C	2B	T300-XM101DE-3/4	*	*	*	*	*	*	*	*	*	*	*	*	*	*	*	*	*	*	*	*	*	*	*	*	*	14.0	19.05	125.0	25.0	4	16.5	DIN 2184-1			
		3.179																															.551	.750	4.921	.984			.650		
UNC 7/8-9	9.00	92.75	18.00 x 14.50	C	2B	T300-XM101DE-7/8	*	*	*	*	*	*	*	*	*	*	*	*	*	*	*	*	*	*	*	*	*	*	*	*	*	18.0	22.23	140.0	25.0	4	19.5	DIN 2184-1			
		3.652																															.709	.875	5.512	.984			.768		
UNC 1"-8	8.00	112.75	18.00 x 14.50	C	2B	T300-XM101DE-1	*	*	*	*	*	*	*	*	*	*	*	*	*	*	*	*	*	*	*	*	*	*	*	*	18.0	25.40	160.0	30.0	4	22.3	DIN 2184-1				
		4.439																															.709	1.000	6.299	1.181			.876		



C166



C157



E9



E27



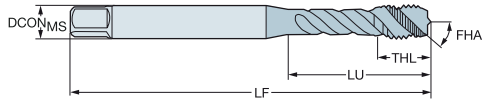
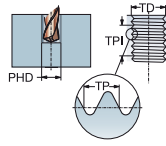
C154

Macho de corte CoroTap™ 300 com canais helicoidais

Perfil de rosca: UNC

DIN 2184-1/ANSI

ULDR 2.5
FHA 48°
SUBSTRATE HSS-PM



TDZ	TPI	LU	CZC _{MS}	THGHT	TCTR	Código para pedido	Dimensões, mm, pol.																		
							P		M		K		N		S		DCON _{MS}	TD	LF	THL	NOF	PHD	BSG		
							C10	C15	C10	C15	C10	C15	C10	C15	C10	C15									
UNC 7/16-14	14.00	72.59	.323 x .242	E	3BX	T300-XM103AE-7/16	*		*		*		*		*		*		8.2	11.11	100.0	15.0	3	9.4	DIN 2184-1/ANSI
		2.858																	.323	.438	3.937	.591		.370	
UNC 1/2-13	13.00	81.82	.367 x .275	E	3BX	T300-XM103AE-1/2	*	*	*	*	*	*	*	*	*	*	*	*	9.3	12.70	110.0	18.0	3	10.8	DIN 2184-1/ANSI
		3.221																	.367	.500	4.331	.709		.425	
UNC 9/16-12	12.00	80.30	.429 x .322	E	3BX	T300-XM103AE-9/16	*	*	*	*	*	*	*	*	*	*	*	*	10.9	14.29	110.0	20.1	3	12.2	DIN 2184-1/ANSI
		3.161																	.429	.563	4.331	.791		.480	
UNC 5/8-11	11.00	65.78	.480 x .360	E	3BX	T300-XM103AE-5/8	*	*	*	*	*	*	*	*	*	*	*	*	12.2	15.88	110.0	20.1	4	13.5	DIN 2184-1/ANSI
		2.590																	.480	.625	4.331	.791		.531	
UNC 3/4-10	10.00	77.47	.590 x .442	E	3BX	T300-XM103AE-3/4	*	*	*	*	*	*	*	*	*	*	*	*	15.0	19.05	125.0	24.9	4	16.5	DIN 2184-1/ANSI
		3.050																	.590	.750	4.921	.980		.650	
UNC 7/8-9	9.00	90.95	.697 x .523	E	3BX	T300-XM103AE-7/8	*	*	*	*	*	*	*	*	*	*	*	*	17.7	22.23	140.0	24.9	4	19.5	DIN 2184-1/ANSI
		3.581																	.697	.875	5.512	.980		.768	
UNC 1"-8	8.00	95.43	.800 x .600	E	3BX	T300-XM103AE-1	*	*	*	*	*	*	*	*	*	*	*	*	20.3	25.40	160.0	30.0	4	22.3	DIN 2184-1/ANSI
		3.757																	.800	1.000	6.299	1.181		.876	



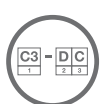
C166



C157



E9



E27



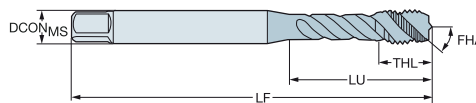
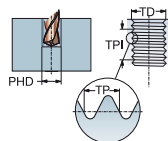
C154

Macho de corte CoroTap™ 300 com canais helicoidais

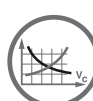
Perfil de rosca: UNF

DIN 2184-1

ULDR 2.5
FHA 45°
SUBSTRATE HSS-PM



TDZ	TPI	LU	CZC _{MIS}	THCHT	TCTR	Código para pedido	Dimensões, mm, pol.																														
							P			M			K			N			S			DCON _{MIS}	TD	LF	THL	NOF	PHD	BSG									
							B110	B145	B150	C110	C145	C150	B110	B145	B150	C110	C145	C150	B110	B145	B150	C110	C145	C150	B110	B145	B150	C110	C145	C150							
UNF #8-36	36.00	21.00	4.50 x 3.40	C	2B	T300-XM100DF-8-36				*	*	*				*	*	*				*	*	*				*	*	*	4.5	4.17	63.0	6.5	3	3.5	DIN 2184-1
		.827																												.177	.164	2.480	.256			.138	
UNF #10-32	32.00	25.00	6.00 x 4.90	C	2B	T300-XM100DF-10-32				*	*	*				*	*	*				*	*	*				*	*	*	6.0	4.83	70.0	7.3	3	4.1	DIN 2184-1
		.984																												.236	.190	2.756	.287			.161	
UNF 1/4-28	28.00	30.00	7.00 x 5.50	C	2B	T300-XM100DF-1/4				*	*	*				*	*	*				*	*	*				*	*	*	7.0	6.35	80.0	10.0	3	5.5	DIN 2184-1
		1.181																												.276	.250	3.150	.394			.217	
UNF 5/16-24	24.00	35.00	8.00 x 6.20	C	2B	T300-XM100DF-5/16				*	*	*				*	*	*				*	*	*				*	*	*	8.0	7.94	90.0	12.0	3	6.9	DIN 2184-1
		1.378																												.315	.313	3.543	.472			.272	
UNF 3/8-24	24.00	39.00	10.00 x 8.00	C	2B	T300-XM100DF-3/8				*	*	*				*	*	*				*	*	*				*	*	*	10.0	9.53	100.0	15.0	3	8.5	DIN 2184-1
		1.535																												.394	.375	3.937	.591			.335	
UNF 7/16-20	20.00	75.75	8.00 x 6.20	C	2B	T300-XM101DF-7/16				*	*	*				*	*	*				*	*	*				*	*	*	8.0	11.11	100.0	15.0	3	9.9	DIN 2184-1
		2.982																												.315	.438	3.937	.591			.390	
UNF 1/2-20	20.00	83.00	9.00 x 7.00	C	2B	T300-XM101DF-1/2				*	*	*				*	*	*				*	*	*				*	*	*	9.0	12.70	110.0	18.0	3	11.5	DIN 2184-1
		3.268																												.354	.500	4.331	.709			.453	
UNF 5/8-18	18.00	67.75	12.00 x 9.00	C	2B	T300-XM101DF-5/8				*	*	*				*	*	*				*	*	*				*	*	*	12.0	15.88	110.0	20.0	4	14.5	DIN 2184-1
		2.667																												.472	.625	4.331	.787			.571	
UNF 3/4-16	16.00	77.50	14.00 x 11.00	C	2B	T300-XM101DF-3/4	*	*	*							*	*	*				*	*	*				*	*	*	14.0	19.05	125.0	25.0	4	17.5	DIN 2184-1
		3.051																												.551	.750	4.921	.984			.689	
UNF 7/8-14	14.00	92.75	18.00 x 14.50	C	2B	T300-XM101DF-7/8	*	*	*							*	*	*				*	*	*				*	*	*	18.0	22.23	140.0	25.0	4	20.4	DIN 2184-1
		3.652																												.709	.875	5.512	.984			.803	
UNF 1"-12	12.00	113.00	18.00 x 14.50	C	2B	T300-XM101DF-1	*	*								*	*					*	*					*	*		18.0	25.40	160.0	30.0	4	23.3	DIN 2184-1
		4.449																												.709	1.000	6.299	1.181			.915	



C166



C157



E9



E27



C154

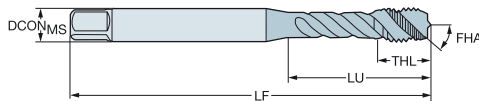
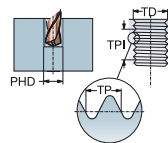


Macho de corte CoroTap™ 300 com canais helicoidais

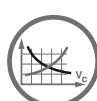
Perfil de rosca: UNF

DIN 2184-1/ANSI

ULDR 2.5
FHA 45°
SUBSTRATE HSS-PM



TDZ	TPI	LU	CZC _{MS}	THCHT	TCTR	Código para pedido	Dimensões, mm, pol.																				
							P		M		K		N		S		DCON _{MS}	TD	LF	THL	NOF	PHD	BSG				
							C10	C15	C150	C10	C15	C150	C10	C15	C150	C10								C15	C150		
UNF #4-48	48.00	17.50	.141 x .110	C	3BX	T300-XM100AF-4-48	*	*	*	*	*	*	*	*	*	*	*	*	*	*	3.6	2.84	56.0	7.1	3	2.4	DIN 2184-1/ANSI
	.689																			.141	.112	2.205	.280	.094			
UNF #6-40	40.00	20.50	.141 x .110	C	3BX	T300-XM100AF-6-40	*		*		*		*		*		*		*		3.6	3.51	56.0	7.1	3	3.0	DIN 2184-1/ANSI
	.807																			.141	.138	2.205	.280	.116			
UNF #8-36	36.00	21.50	.168 x .131	C	3BX	T300-XM100AF-8-36	*		*		*		*		*		*		*		4.3	4.17	63.0	7.7	3	3.5	DIN 2184-1/ANSI
	.846																			.168	.164	2.480	.303	.138			
UNF #10-32	32.00	28.00	.194 x .152	C	3BX	T300-XM100AF-10-32	*	*	*	*	*	*	*	*	*	*	*	*	*	*	4.9	4.83	70.0	8.9	3	4.1	DIN 2184-1/ANSI
	1.102																			.194	.190	2.756	.350	.161			
UNF #12-28	28.00	31.00	.220 x .165	C	3BX	T300-XM100AF-12-28	*	*	*	*	*	*	*	*	*	*	*	*	*	*	5.6	5.49	80.0	9.9	3	4.6	DIN 2184-1/ANSI
	1.220																			.220	.216	3.150	.390	.181			
UNF 1/4-28	28.00	25.00	.255 x .191	C	3BX	T300-XM100AF-1/4	*	*	*	*	*	*	*	*	*	*	*	*	*	*	6.5	6.35	80.0	10.8	3	5.5	DIN 2184-1/ANSI
	.984																			.255	.250	3.150	.425	.217			
UNF 5/16-24	24.00	34.00	.318 x .238	C	3BX	T300-XM100AF-5/16	*	*	*	*	*	*	*	*	*	*	*	*	*	*	8.1	7.94	90.0	12.9	3	6.9	DIN 2184-1/ANSI
	1.339																			.318	.313	3.543	.508	.272			
UNF 3/8-24	24.00	37.50	.381 x .286	C	3BX	T300-XM100AF-3/8	*	*	*	*	*	*	*	*	*	*	*	*	*	*	9.7	9.53	90.0	15.0	3	8.5	DIN 2184-1/ANSI
	1.476																			.381	.375	3.543	.591	.335			
UNF 7/16-20	20.00	72.59	.367 x .275	C	3BX	T300-XM101AF-7/16	*	*	*	*	*	*	*	*	*	*	*	*	*	*	9.3	11.11	100.0	15.0	3	9.9	DIN 2184-1/ANSI
	2.858																			.367	.438	3.937	.591	.390			
UNF 1/2-20	20.00	71.82	.367 x .275	C	3BX	T300-XM101AF-1/2	*	*	*	*	*	*	*	*	*	*	*	*	*	*	9.3	12.70	100.0	18.0	3	11.5	DIN 2184-1/ANSI
	2.828																			.367	.500	3.937	.709	.453			
UNF 9/16-18	18.00	70.30	.429 x .322	C	3BX	T300-XM101AF-9/16	*	*	*	*	*	*	*	*	*	*	*	*	*	*	10.9	14.29	100.0	19.1	3	12.9	DIN 2184-1/ANSI
	2.768																			.429	.563	3.937	.752	.508			
UNF 5/8-18	18.00	55.78	.480 x .360	C	3BX	T300-XM101AF-5/8	*	*	*	*	*	*	*	*	*	*	*	*	*	*	12.2	15.88	100.0	20.1	4	14.5	DIN 2184-1/ANSI
	2.196																			.480	.625	3.937	.791	.571			
UNF 3/4-16	16.00	62.47	.590 x .442	C	3BX	T300-XM101AF-3/4	*	*	*	*	*	*	*	*	*	*	*	*	*	*	15.0	19.05	110.0	24.9	4	17.5	DIN 2184-1/ANSI
	2.459																			.590	.750	4.331	.980	.689			
UNF 7/8-14	14.00	75.95	.697 x .523	C	3BX	T300-XM101AF-7/8	*	*	*	*	*	*	*	*	*	*	*	*	*	*	17.7	22.23	125.0	24.9	4	20.4	DIN 2184-1/ANSI
	2.990																			.697	.875	4.921	.980	.803			
UNF 1"-12	12.00	75.43	.800 x .600	C	3BX	T300-XM101AF-1-12	*	*	*	*	*	*	*	*	*	*	*	*	*	*	20.3	25.40	140.0	26.9	4	23.3	DIN 2184-1/ANSI
	2.970																			.800	1.000	5.512	1.059	.915			
UNF #4-48	48.00	17.50	.141 x .110	E	3BX	T300-XM102AF-4-48	*	*	*	*	*	*	*	*	*	*	*	*	*	*	3.6	2.84	56.0	7.1	3	2.4	DIN 2184-1/ANSI
	.689																			.141	.112	2.205	.280	.094			
UNF #6-40	40.00	20.50	.141 x .110	E	3BX	T300-XM102AF-6-40	*	*	*	*	*	*	*	*	*	*	*	*	*	*	3.6	3.51	56.0	7.1	3	3.0	DIN 2184-1/ANSI
	.807																			.141	.138	2.205	.280	.116			
UNF #8-36	36.00	21.50	.168 x .131	E	3BX	T300-XM102AF-8-36	*	*	*	*	*	*	*	*	*	*	*	*	*	*	4.3	4.17	63.0	7.7	3	3.5	DIN 2184-1/ANSI
	.846																			.168	.164	2.480	.303	.138			
UNF #10-32	32.00	28.00	.194 x .152	E	3BX	T300-XM102AF-10-32	*	*	*	*	*	*	*	*	*	*	*	*	*	*	4.9	4.83	70.0	8.9	3	4.1	DIN 2184-1/ANSI
	1.102																			.194	.190	2.756	.350	.161			
UNF #12-28	28.00	31.00	.220 x .165	E	3BX	T300-XM102AF-12-28	*	*	*	*	*	*	*	*	*	*	*	*	*	*	5.6	5.49	80.0	9.9	3	4.6	DIN 2184-1/ANSI
	1.220																			.220	.216	3.150	.390	.181			
UNF 1/4-28	28.00	25.00	.255 x .191	E	3BX	T300-XM102AF-1/4	*	*	*	*	*	*	*	*	*	*	*	*	*	*	6.5	6.35	80.0	10.8	3	5.5	DIN 2184-1/ANSI
	.984																			.255	.250	3.150	.425	.217			
UNF 5/16-24	24.00	34.00	.318 x .238	E	3BX	T300-XM102AF-5/16	*	*	*	*	*	*	*	*	*	*	*	*	*	*	8.1	7.94	90.0	12.9	3	6.9	DIN 2184-1/ANSI
	1.339																			.318	.313	3.543	.508	.272			
UNF 3/8-24	24.00	37.50	.381 x .286	E	3BX	T300-XM102AF-3/8	*	*	*	*	*	*	*	*	*	*	*	*	*	*	9.7	9.53	90.0	15.0	3	8.5	DIN 2184-1/ANSI
	1.476																			.381	.375	3.543	.591	.335			



C166



C157



E9



E27



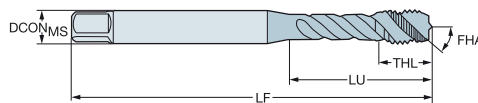
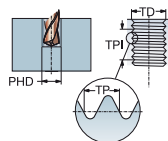
C154

Macho de corte CoroTap™ 300 com canais helicoidais

Perfil de rosca: UNF

DIN 2184-1/ANSI

ULDR 2.5
FHA 45°
SUBSTRATE HSS-PM



TDZ	TPI	LU	CZC _{MIS}	THCHT	TCTR	Código para pedido	P					M					K					N					S					Dimensões, mm, pol.						
							C10	C15	C18	C10	C15	C18	C10	C15	C18	C10	C15	C18	C10	C15	C18	C10	C15	C18	DCON _{MIS}	TD	LF	THL	NOF	PHD	BSG							
UNF 7/16-20	20.00	72.59	.323 x .242	E	3BX	T300-XM103AF-7/16	*	*	*	*	*	*	*	*	*	*	*	*	*	*	*	*	*	*	*	*	8.2	11.11	100.0	15.0	3	9.9	DIN 2184-1/ANSI					
		2.858					.323	.438	3.937	.591	.390																											
UNF 1/2-20	20.00	71.82	.367 x .275	E	3BX	T300-XM103AF-1/2	*	*	*	*	*	*	*	*	*	*	*	*	*	*	*	*	*	*	*	*	9.3	12.70	100.0	18.0	3	11.5	DIN 2184-1/ANSI					
		2.828					.367	.500	3.937	.709	.453																											
UNF 9/16-18	18.00	70.30	.429 x .322	E	3BX	T300-XM103AF-9/16	*	*	*	*	*	*	*	*	*	*	*	*	*	*	*	*	*	*	*	*	10.9	14.29	100.0	19.1	3	12.9	DIN 2184-1/ANSI					
		2.788					.429	.563	3.937	.752	.508																											
UNF 5/8-18	18.00	55.78	.480 x .360	E	3BX	T300-XM103AF-5/8	*	*	*	*	*	*	*	*	*	*	*	*	*	*	*	*	*	*	*	*	12.2	15.88	100.0	20.1	4	14.5	DIN 2184-1/ANSI					
		2.196					.480	.625	3.937	.791	.571																											
UNF 3/4-16	16.00	62.47	.590 x .442	E	3BX	T300-XM103AF-3/4	*	*	*	*	*	*	*	*	*	*	*	*	*	*	*	*	*	*	*	*	15.0	19.05	110.0	24.9	4	17.5	DIN 2184-1/ANSI					
		2.459					.590	.750	4.331	.980	.689																											
UNF 7/8-14	14.00	75.95	.697 x .523	E	3BX	T300-XM103AF-7/8	*	*	*	*	*	*	*	*	*	*	*	*	*	*	*	*	*	*	*	*	17.7	22.23	125.0	24.9	4	20.4	DIN 2184-1/ANSI					
		2.990					.697	.875	4.921	.980	.803																											
UNF 1"-12	12.00	75.43	.800 x .600	E	3BX	T300-XM103AF-1-12	*	*	*	*	*	*	*	*	*	*	*	*	*	*	*	*	*	*	*	*	20.3	25.40	140.0	26.9	4	23.3	DIN 2184-1/ANSI					
		2.970					.800	1.000	5.512	1.059	.915																											



C166



C157



E9



E27



C154

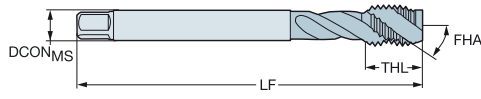
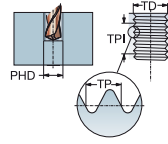


Macho de corte CoroTap™ 300 com canais helicoidais

Perfil de rosca: G

DIN 5156

ULDR 2.5
FHA 45°
SUBSTRATE HSS-PM



TDZ	TPI	LU	CZC _{MS}	THCHT	TCTR	Código para pedido																					Dimensões, mm, pol.											
							P					M					K					N					S					DCON _{MS}	TD	LF	THL	NOF	PHD	BSG
							B10	B15	C10	C15	C150	B10	B15	C10	C15	C150	B10	B15	C10	C15	C150	B10	B15	C10	C15	C150	B10	B15	C10	C15	C150							
G 1/8-28	28.00	67.00	7.00 x 5.50	C	NORMAL	T300-XM100DK-1/8			*	*	*			*	*	*			*	*	*			*	*	*			*	*	*	7.0	9.73	90.0	13.0	3	8.8	DIN 5156
		2.638																													.276	.383	3.543	.512		.346		
G 1/4-19	19.00	71.00	11.00 x 9.00	C	NORMAL	T300-XM100DK-1/4			*	*	*			*	*	*			*	*	*			*	*	*			*	*	*	11.0	13.16	100.0	15.0	3	11.8	DIN 5156
		2.795																													.433	.518	3.937	.591		.465		
G 3/8-19	19.00	58.00	12.00 x 9.00	C	NORMAL	T300-XM100DK-3/8			*	*	*			*	*	*			*	*	*			*	*	*			*	*	*	12.0	16.66	100.0	15.0	4	15.3	DIN 5156
		2.283																													.472	.656	3.937	.591		.600		
G 1/2-14	14.00	80.00	16.00 x 12.00	C	NORMAL	T300-XM100DK-1/2	*	*	*			*	*	*			*	*	*			*	*	*			*	*	*			16.0	20.96	125.0	18.0	4	19.0	DIN 5156
		3.150																													.630	.825	4.921	.709		.748		
G 5/8-14	14.00	78.00	18.00 x 14.50	C	NORMAL	T300-XM100DK-5/8	*	*				*	*				*	*				*	*				*	*				18.0	22.91	125.0	18.0	4	21.0	DIN 5156
		3.071																													.709	.902	4.921	.709		.827		
G 3/4-14	14.00	77.00	20.00 x 16.00	C	NORMAL	T300-XM100DK-3/4	*	*	*			*	*	*			*	*	*			*	*	*			*	*	*			20.0	26.44	140.0	20.0	4	24.5	DIN 5156
		3.032																													.787	1.041	5.512	.787		.965		
G 7/8-14	14.00	85.00	22.00 x 18.00	C	NORMAL	T300-XM100DK-7/8	*	*				*	*				*	*				*	*				*	*				22.0	30.20	150.0	20.0	4	28.3	DIN 5156
		3.346																													.866	1.189	5.906	.787		1.112		
G 1"-11	11.00	93.00	25.00 x 20.00	C	NORMAL	T300-XM100DK-1	*	*	*			*	*	*			*	*	*			*	*	*			*	*	*			25.0	33.25	160.0	22.0	4	30.8	DIN 5156
		3.661																													.984	1.309	6.299	.866		1.211		
G 1.1/8-11	11.00	101.00	28.00 x 22.00	C	NORMAL	T300-XM100DK-1.1/8		*					*					*					*					*				28.0	37.90	170.0	22.0	4	35.0	DIN 5156
		3.976																													1.102	1.492	6.893	.866		1.378		
G 1.1/4-11	11.00	72.00	32.00 x 24.00	C	NORMAL	T300-XM100DK-1.1/4	*	*	*			*	*	*			*	*	*			*	*	*			*	*	*			32.0	41.91	170.0	22.0	4	39.5	DIN 5156
		2.835																													1.260	1.650	6.893	.866		1.555		
G 1.1/2-11	11.00	87.00	36.00 x 29.00	C	NORMAL	T300-XM100DK-1.1/2	*	*				*	*				*	*				*	*				*	*				36.0	47.80	190.0	23.0	4	45.0	DIN 5156
		3.425																													1.417	1.882	7.480	.906		1.772		



C166



C157



E9



E27



C154

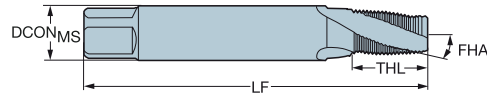
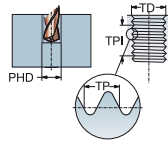


Macho de corte CoroTap™ 300 com canais helicoidais

Perfil de rosca: NPT

DIN 2184-1/ANSI

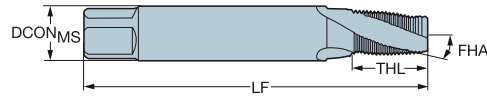
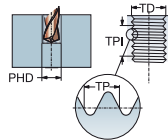
ULDR 1.5
FHA 15°
SUBSTRATE HSS-E



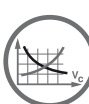
TDZ	TPI	LU	CZC _{MS}	THCHT	TCTR	Código para pedido	Dimensões, mm, pol.				NOF	PHD	BSG				
							B145	M	K	N				S	DCON _{MS}	TD	LF
NPT 1/16-27	27.00	56.00	.313 x .234	C	NORMAL	T300-XM100AL-1/16	*	*	*	*	8.0	7.72	80.0	14.0	3	6.3	DIN 2184-1/ANSI
		2.205									.313	.304	3.150	.551		.248	
NPT 1/8-27	27.00	64.00	.437 x .328	C	NORMAL	T300-XM100AL-1/8	*	*	*	*	11.1	10.07	90.0	14.0	4	8.5	DIN 2184-1/ANSI
		2.520									.437	.396	3.543	.551		.335	
NPT 1/4-18	18.00	59.00	.562 x .421	C	NORMAL	T300-XM100AL-1/4	*	*	*	*	14.3	13.37	100.0	20.0	4	11.0	DIN 2184-1/ANSI
		2.323									.562	.526	3.937	.787		.433	
NPT 3/8-18	18.00	67.00	.700 x .531	C	NORMAL	T300-XM100AL-3/8	*	*	*	*	17.8	16.81	110.0	20.0	5	14.5	DIN 2184-1/ANSI
		2.638									.700	.662	4.331	.787		.571	
NPT 1/2-14	14.00	79.00	.687 x .515	C	NORMAL	T300-XM100AL-1/2	*	*	*	*	17.4	20.95	125.0	26.0	5	18.0	DIN 2184-1/ANSI
		3.110									.687	.825	4.921	1.024		.709	
NPT 3/4-14	14.00	78.00	.906 x .679	C	NORMAL	T300-XM100AL-3/4	*	*	*	*	23.0	26.29	140.0	26.0	5	23.0	DIN 2184-1/ANSI
		3.071									.906	1.035	5.512	1.024		.906	
NPT 1-11.5	11.50	58.00	1.125 x .843	C	NORMAL	T300-XM100AL-1	*	*	*	*	28.6	32.91	150.0	31.0	5	29.0	DIN 2184-1/ANSI
		2.283									1.125	1.296	5.906	1.220		1.142	

Perfil de rosca: NPTF

ULDR 1.5
FHA 15°
SUBSTRATE HSS-E



TDZ	TPI	LU	CZC _{MS}	THCHT	TCTR	Código para pedido	Dimensões, mm, pol.				NOF	PHD	BSG				
							B145	M	K	N				S	DCON _{MS}	TD	LF
NPTF 1/16-27	27.00	56.00	.313 x .234	C	NORMAL	T300-XM100AM-1/16	*	*	*	*	8.0	7.64	80.0	14.0	3	6.2	DIN 2184-1/ANSI
		2.205									.313	.301	3.150	.551		.244	
NPTF 1/8-27	27.00	64.00	.437 x .328	C	NORMAL	T300-XM100AM-1/8	*	*	*	*	11.1	9.98	90.0	14.0	4	8.4	DIN 2184-1/ANSI
		2.520									.437	.393	3.543	.551		.331	
NPTF 1/4-18	18.00	59.00	.562 x .421	C	NORMAL	T300-XM100AM-1/4	*	*	*	*	14.3	13.31	100.0	20.0	4	10.9	DIN 2184-1/ANSI
		2.323									.562	.524	3.937	.787		.429	
NPTF 3/8-18	18.00	67.00	.700 x .531	C	NORMAL	T300-XM100AM-3/8	*	*	*	*	17.8	16.75	110.0	20.0	5	14.3	DIN 2184-1/ANSI
		2.638									.700	.660	4.331	.787		.561	
NPTF 1/2-14	14.00	79.00	.687 x .515	C	NORMAL	T300-XM100AM-1/2	*	*	*	*	17.4	20.92	125.0	26.0	5	17.8	DIN 2184-1/ANSI
		3.110									.687	.824	4.921	1.024		.699	
NPTF 3/4-14	14.00	78.00	.906 x .679	C	NORMAL	T300-XM100AM-3/4	*	*	*	*	23.0	26.27	140.0	26.0	5	23.0	DIN 2184-1/ANSI
		3.071									.906	1.034	5.512	1.024		.906	



C166



C157



E9



E27



C154



CoroTap™ 400

Aplicações

- Adequados para furos cegos e passantes
- Disponíveis para muitos formatos de rosca e normas
- Profundidades até 3,5 × diâmetro



Área de aplicação ISO:



Características e benefícios

- Chanfro C (2-3 fios) e chanfro E (1,5-2 fios). Chanfro E usado principalmente em furos cegos com pouca folga
 - Aço rápido com machos-cobalto para maior resistência ao desgaste
 - Machos de aço rápido sinterizado para maior resistência ao desgaste e vida útil mais longa da ferramenta
-
- Machos que laminam a rosca em vez de cortá-la
 - Uma solução livre de cavacos
 - Todos os materiais não são adequados uma vez que há necessidade de determinada ductilidade. O limite recomendado de resistência à tração é de 1200 N/mm²
 - Para furos passantes e cegos
 - Disponível com e sem canais para óleo



www.sandvik.coromant.com/corotap400

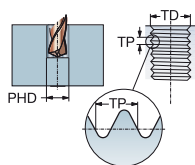


CoroChuck™ 970, consulte nosso catálogo de ferramentas rotativas.

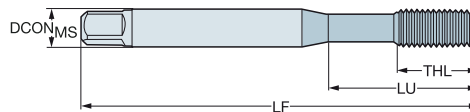
Macho laminador CoroTap™ 400

Perfil de rosca: Métrico

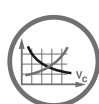
DIN 2174



ULDR
SUBSTRATE 3.0
HSS-E



						Dimensões, mm, pol.						
TDZ	TP	LU	CZC _{MS}	THCHT	TCTR	Código para pedido	DCON _{MS}	TD	LF	THL	NOF	BSG
M 1	0.25	20.00	2.50 x 2.10	C	5HX	E301M1	2.5	1.00	40.0	5.5	3	DIN 2174
		.787					.098	.039	1.575	.217		
M 1.2	0.25	20.00	2.50 x 2.10	C	5HX	E301M1.2	2.5	1.20	40.0	5.5	3	DIN 2174
		.787					.098	.047	1.575	.217		
M 1.4	0.30	20.00	2.50 x 2.10	C	5HX	E301M1.4	2.5	1.40	40.0	7.0	3	DIN 2174
		.787					.098	.055	1.575	.276		
M 1.6	0.35	20.00	2.50 x 2.10	C	6HX	E301M1.6	2.5	1.60	40.0	8.0	3	DIN 2174
		.787					.098	.063	1.575	.315		
M 1.7	0.35	20.00	2.50 x 2.10	C	6HX	E301M1.7	2.5	1.70	40.0	8.0	3	DIN 2174
		.787					.098	.067	1.575	.315		
M 1.8	0.35	20.00	2.50 x 2.10	C	6HX	E301M1.8	2.5	1.80	40.0	8.0	3	DIN 2174
		.787					.098	.071	1.575	.315		
M 2	0.40	11.00	2.80 x 2.10	C	6HX	E301M2	2.8	2.00	45.0	6.0	3	DIN 2174
		.433					.110	.079	1.772	.236		
M 2.2	0.45	12.00	2.80 x 2.10	C	6HX	E301M2.2	2.8	2.20	45.0	7.0	3	DIN 2174
		.472					.110	.087	1.772	.276		
M 2.3	0.40	12.00	2.80 x 2.10	C	6HX	E301M2.3	2.8	2.30	45.0	7.0	3	DIN 2174
		.472					.110	.091	1.772	.276		
M 2.5	0.45	14.00	2.80 x 2.10	C	6HX	E301M2.5	2.8	2.50	50.0	8.0	3	DIN 2174
		.551					.110	.098	1.969	.315		
M 2.6	0.45	14.00	2.80 x 2.10	C	6HX	E301M2.6	2.8	2.60	50.0	8.0	3	DIN 2174
		.551					.110	.102	1.969	.315		
M 3	0.50	18.00	3.50 x 2.70	C	6HX	E301M3	3.5	3.00	56.0	9.0	4	DIN 2174
		.709					.138	.118	2.205	.354		
M 3.5	0.60	20.00	4.00 x 3.00	C	6HX	E301M3.5	4.0	3.50	56.0	11.0	4	DIN 2174
		.787					.157	.138	2.205	.433		
M 4	0.70	21.00	4.50 x 3.40	C	6HX	E301M4	4.5	4.00	63.0	12.0	5	DIN 2174
		.827					.177	.157	2.480	.472		
M 5	0.80	25.00	6.00 x 4.90	C	6HX	E301M5	6.0	5.00	70.0	13.0	5	DIN 2174
		.984					.236	.197	2.756	.512		
M 6	1.00	30.00	6.00 x 4.90	C	6HX	E301M6	6.0	6.00	80.0	15.0	5	DIN 2174
		1.181					.236	.236	3.150	.591		
M 8	1.25	35.00	8.00 x 6.20	C	6HX	E301M8	8.0	8.00	90.0	18.0	5	DIN 2174
		1.378					.315	.315	3.543	.709		
M 10	1.50	39.00	10.00 x 8.00	C	6HX	E301M10	10.0	10.00	100.0	20.0	5	DIN 2174
		1.535					.394	.394	3.937	.787		
M 12	1.75	83.00	9.00 x 7.00	C	6HX	E301M12	9.0	12.00	110.0	23.0	5	DIN 2174
		3.268					.354	.472	4.331	.906		
M 16	2.00	68.00	12.00 x 9.00	C	6HX	E301M16	12.0	16.00	110.0	25.0	6	DIN 2174
		2.677					.472	.630	4.331	.984		
M 20	2.50	70.00	16.00 x 12.00	C	6HX	E301M20	16.0	20.00	140.0	30.0	7	DIN 2174
		2.756					.630	.787	5.512	1.181		
M 24	3.00	80.00	18.00 x 14.50	C	6HX	E301M24	18.0	24.00	160.0	36.0	8	DIN 2174
		3.150					.709	.945	6.299	1.417		



C170



C157



E9



C154

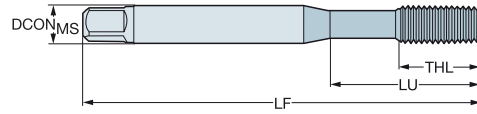
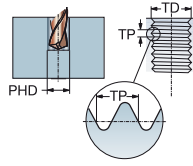
Macho laminador CoroTap™ 400

Perfil de rosca: Métrico

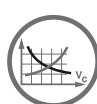
DIN 2174

ULDR
SUBSTRATE
COATING

3.0
HSS-E
PVD TIN



							Dimensões, mm, pol.						
TDZ	TP	LU	CZC _{MS}	THCHT	TCTR	Código para pedido	DCON _{MS}	TD	LF	THL	NOF	BSG	
M 1	0.25	20.00	2.50 x 2.10	C	5HX	E302M1	2.5	1.00	40.0	5.5	3	DIN 2174	
		.787					.098	.039	1.575	.217			
M 1.2	0.25	20.00	2.50 x 2.10	C	5HX	E302M1.2	2.5	1.20	40.0	5.5	3	DIN 2174	
		.787					.098	.047	1.575	.217			
M 1.4	0.30	20.00	2.50 x 2.10	C	5HX	E302M1.4	2.5	1.40	40.0	7.0	3	DIN 2174	
		.787					.098	.055	1.575	.276			
M 1.6	0.35	20.00	2.50 x 2.10	C	6HX	E302M1.6	2.5	1.60	40.0	8.0	3	DIN 2174	
		.787					.098	.063	1.575	.315			
M 1.7	0.35	20.00	2.50 x 2.10	C	6HX	E302M1.7	2.5	1.70	40.0	8.0	3	DIN 2174	
		.787					.098	.067	1.575	.315			
M 1.8	0.35	20.00	2.50 x 2.10	C	6HX	E302M1.8	2.5	1.80	40.0	8.0	3	DIN 2174	
		.787					.098	.071	1.575	.315			
M 2	0.40	11.00	2.80 x 2.10	C	6HX	E302M2	2.8	2.00	45.0	6.0	3	DIN 2174	
		.433					.110	.079	1.772	.236			
M 2.2	0.45	12.00	2.80 x 2.10	C	6HX	E302M2.2	2.8	2.20	45.0	7.0	3	DIN 2174	
		.472					.110	.087	1.772	.276			
M 2.3	0.40	12.00	2.80 x 2.10	C	6HX	E302M2.3	2.8	2.30	45.0	7.0	3	DIN 2174	
		.472					.110	.091	1.772	.276			
M 2.5	0.45	14.00	2.80 x 2.10	C	6HX	E302M2.5	2.8	2.50	50.0	8.0	3	DIN 2174	
		.551					.110	.098	1.969	.315			
M 2.6	0.45	14.00	2.80 x 2.10	C	6HX	E302M2.6	2.8	2.60	50.0	8.0	3	DIN 2174	
		.551					.110	.102	1.969	.315			
M 3	0.50	18.00	3.50 x 2.70	C	6HX	E302M3	3.5	3.00	56.0	9.0	4	DIN 2174	
		.709					.138	.118	2.205	.354			
M 3.5	0.60	20.00	4.00 x 3.00	C	6HX	E302M3.5	4.0	3.50	56.0	11.0	4	DIN 2174	
		.787					.157	.138	2.205	.433			
M 4	0.70	21.00	4.50 x 3.40	C	6HX	E302M4	4.5	4.00	63.0	12.0	5	DIN 2174	
		.827					.177	.157	2.480	.472			
M 5	0.80	25.00	6.00 x 4.90	C	6HX	E302M5	6.0	5.00	70.0	13.0	5	DIN 2174	
		.984					.236	.197	2.756	.512			
M 6	1.00	30.00	6.00 x 4.90	C	6HX	E302M6	6.0	6.00	80.0	15.0	5	DIN 2174	
		1.181					.236	.236	3.150	.591			
M 8	1.25	35.00	8.00 x 6.20	C	6HX	E302M8	8.0	8.00	90.0	18.0	5	DIN 2174	
		1.378					.315	.315	3.543	.709			
M 10	1.50	39.00	10.00 x 8.00	C	6HX	E302M10	10.0	10.00	100.0	20.0	5	DIN 2174	
		1.535					.394	.394	3.937	.787			
M 12	1.75	83.00	9.00 x 7.00	C	6HX	E302M12	9.0	12.00	110.0	23.0	5	DIN 2174	
		3.268					.354	.472	4.331	.906			
M 16	2.00	68.00	12.00 x 9.00	C	6HX	E302M16	12.0	16.00	110.0	25.0	6	DIN 2174	
		2.677					.472	.630	4.331	.984			
M 20	2.50	70.00	16.00 x 12.00	C	6HX	E302M20	16.0	20.00	140.0	30.0	7	DIN 2174	
		2.756					.630	.787	5.512	1.181			
M 24	3.00	80.00	18.00 x 14.50	C	6HX	E302M24	18.0	24.00	160.0	36.0	8	DIN 2174	
		3.150					.709	.945	6.299	1.417			



C170



C157



E9



C154

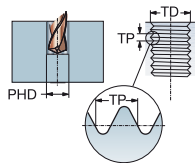
Macho laminador CoroTap™ 400

Perfil de rosca: Métrico

DIN 2174

ULDR
SUBSTRATE
COATING

3.0
HSS-E
PVD TIN



						Dimensões, mm, pol.						
TDZ	TP	LU	CZC _{MS}	THCHT	TCTR	Código para pedido	DCON _{MS}	TD	LF	THL	NOF	BSG
M 3	0.50	18.00	3.50 x 2.70	E	6HX	E305M3	3.5	3.00	56.0	9.0	4	DIN 2174
		.709					.138	.118	2.205	.354		
M 4	0.70	21.00	4.50 x 3.40	E	6HX	E305M4	4.5	4.00	63.0	12.0	5	DIN 2174
		.827					.177	.157	2.480	.472		
M 5	0.80	25.00	6.00 x 4.90	E	6HX	E305M5	6.0	5.00	70.0	13.0	5	DIN 2174
		.984					.236	.197	2.756	.512		
M 6	1.00	30.00	6.00 x 4.90	E	6HX	E305M6	6.0	6.00	80.0	15.0	5	DIN 2174
		1.181					.236	.236	3.150	.591		
M 8	1.25	35.00	8.00 x 6.20	E	6HX	E305M8	8.0	8.00	90.0	18.0	5	DIN 2174
		1.378					.315	.315	3.543	.709		
M 10	1.50	39.00	10.00 x 8.00	E	6HX	E305M10	10.0	10.00	100.0	20.0	5	DIN 2174
		1.535					.394	.394	3.937	.787		
M 3	0.50	18.00	3.50 x 2.70	C	6GX	E309M3	3.5	3.00	56.0	9.0	4	DIN 2174
		.709					.138	.118	2.205	.354		
M 3.5	0.60	20.00	4.00 x 3.00	C	6GX	E309M3.5	4.0	3.50	56.0	11.0	4	DIN 2174
		.787					.157	.138	2.205	.433		
M 4	0.70	21.00	4.50 x 3.40	C	6GX	E309M4	4.5	4.00	63.0	12.0	5	DIN 2174
		.827					.177	.157	2.480	.472		
M 5	0.80	25.00	6.00 x 4.90	C	6GX	E309M5	6.0	5.00	70.0	13.0	5	DIN 2174
		.984					.236	.197	2.756	.512		
M 6	1.00	30.00	6.00 x 4.90	C	6GX	E309M6	6.0	6.00	80.0	15.0	5	DIN 2174
		1.181					.236	.236	3.150	.591		
M 8	1.25	35.00	8.00 x 6.20	C	6GX	E309M8	8.0	8.00	90.0	18.0	5	DIN 2174
		1.378					.315	.315	3.543	.709		
M 10	1.50	39.00	10.00 x 8.00	C	6GX	E309M10	10.0	10.00	100.0	20.0	5	DIN 2174
		1.535					.394	.394	3.937	.787		
M 12	1.75	83.00	9.00 x 7.00	C	6GX	E309M12	9.0	12.00	110.0	23.0	5	DIN 2174
		3.268					.354	.472	4.331	.906		
M 3	0.50	18.00	3.50 x 2.70	E	6GX	E310M3	3.5	3.00	56.0	9.0	4	DIN 2174
		.709					.138	.118	2.205	.354		
M 4	0.70	21.00	4.50 x 3.40	E	6GX	E310M4	4.5	4.00	63.0	12.0	5	DIN 2174
		.827					.177	.157	2.480	.472		
M 5	0.80	25.00	6.00 x 4.90	E	6GX	E310M5	6.0	5.00	70.0	13.0	5	DIN 2174
		.984					.236	.197	2.756	.512		
M 6	1.00	30.00	6.00 x 4.90	E	6GX	E310M6	6.0	6.00	80.0	15.0	5	DIN 2174
		1.181					.236	.236	3.150	.591		
M 8	1.25	35.00	8.00 x 6.20	E	6GX	E310M8	8.0	8.00	90.0	18.0	5	DIN 2174
		1.378					.315	.315	3.543	.709		
M 10	1.50	39.00	10.00 x 8.00	E	6GX	E310M10	10.0	10.00	100.0	20.0	5	DIN 2174
		1.535					.394	.394	3.937	.787		



C170



C157



E9



C154



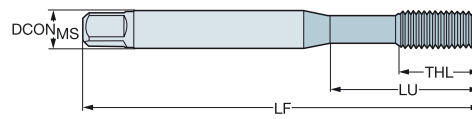
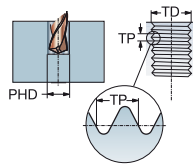
Macho laminador CoroTap™ 400

Perfil de rosca: Métrico

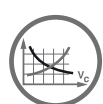
DIN 2174

ULDR
SUBSTRATE
COATING

3.0
HSS-E
PVD CRN



							Dimensões, mm, pol.					
TDZ	TP	LU	CZC _{MS}	THCHT	TCTR	Código para pedido	DCON _{MS}	TD	LF	THL	NOF	BSG
M 3	0.50	18.00	3.50 x 2.70	C	6HX	E306M3	3.5	3.00	56.0	9.0	4	DIN 2174
		.709					.138	.118	2.205	.354		
M 4	0.70	21.00	4.50 x 3.40	C	6HX	E306M4	4.5	4.00	63.0	12.0	5	DIN 2174
		.827					.177	.157	2.480	.472		
M 5	0.80	25.00	6.00 x 4.90	C	6HX	E306M5	6.0	5.00	70.0	13.0	5	DIN 2174
		.984					.236	.197	2.756	.512		
M 6	1.00	30.00	6.00 x 4.90	C	6HX	E306M6	6.0	6.00	80.0	15.0	5	DIN 2174
		1.181					.236	.236	3.150	.591		
M 8	1.25	35.00	8.00 x 6.20	C	6HX	E306M8	8.0	8.00	90.0	18.0	5	DIN 2174
		1.378					.315	.315	3.543	.709		
M 10	1.50	39.00	10.00 x 8.00	C	6HX	E306M10	10.0	10.00	100.0	20.0	5	DIN 2174
		1.535					.394	.394	3.937	.787		
M 12	1.75	83.00	9.00 x 7.00	C	6HX	E306M12	9.0	12.00	110.0	23.0	5	DIN 2174
		3.268					.354	.472	4.331	.906		



C170



C157



E9



C154

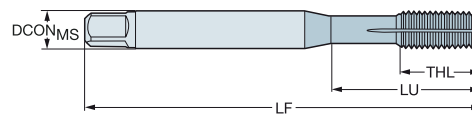
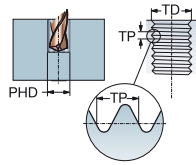
Macho laminador CoroTap™ 400

Perfil de rosca: Métrico

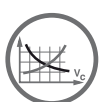
DIN 2174

ULDR
SUBSTRATE
COATING

3.5
HSS-E
PVD TIN



						Dimensões, mm, pol.						
TDZ	TP	LU	CZC _{MS}	THCHT	TCTR	Código para pedido	DCON _{MS}	TD	LF	THL	NOF	BSG
M 3	0.50	18.00	3.50 x 2.70	C	6HX	E308M3	3.5	3.00	56.0	9.0	4	DIN 2174
		.709					.138	.118	2.205	.354		
M 4	0.70	21.00	4.50 x 3.40	C	6HX	E308M4	4.5	4.00	63.0	12.0	5	DIN 2174
		.827					.177	.157	2.480	.472		
M 5	0.80	25.00	6.00 x 4.90	C	6HX	E308M5	6.0	5.00	70.0	13.0	5	DIN 2174
		.984					.236	.197	2.756	.512		
M 6	1.00	30.00	6.00 x 4.90	C	6HX	E308M6	6.0	6.00	80.0	15.0	5	DIN 2174
		1.181					.236	.236	3.150	.591		
M 7	1.00	30.00	7.00 x 5.50	C	6HX	E308M7	7.0	7.00	80.0	15.0	5	DIN 2174
		1.181					.276	.276	3.150	.591		
M 8	1.25	35.00	8.00 x 6.20	C	6HX	E308M8	8.0	8.00	90.0	18.0	5	DIN 2174
		1.378					.315	.315	3.543	.709		
M 10	1.50	39.00	10.00 x 8.00	C	6HX	E308M10	10.0	10.00	100.0	20.0	5	DIN 2174
		1.535					.394	.394	3.937	.787		
M 12	1.75	83.00	9.00 x 7.00	C	6HX	E308M12	9.0	12.00	110.0	23.0	5	DIN 2174
		3.268					.354	.472	4.331	.906		
M 14	2.00	81.00	11.00 x 9.00	C	6HX	E308M14	11.0	14.00	110.0	25.0	6	DIN 2174
		3.189					.433	.551	4.331	.984		
M 16	2.00	68.00	12.00 x 9.00	C	6HX	E308M16	12.0	16.00	110.0	25.0	6	DIN 2174
		2.677					.472	.630	4.331	.984		
M 20	2.50	95.00	16.00 x 12.00	C	6HX	E308M20	16.0	20.00	140.0	30.0	7	DIN 2174
		3.740					.630	.787	5.512	1.181		
M 24	3.00	113.00	18.00 x 14.50	C	6HX	E308M24	18.0	24.00	160.0	36.0	8	DIN 2174
		4.449					.709	.945	6.299	1.417		



C170



C157



E9



C154

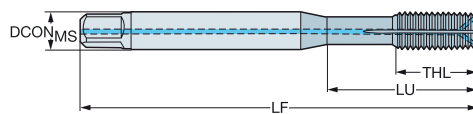
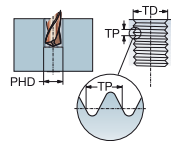
Macho laminador CoroTap™ 400

Perfil de rosca: Métrico

DIN 2174

ULDR
SUBSTRATE
COATING

3.5
HSS-E
PVD TIN



								Dimensões, mm, pol.						
TDZ	TP	LU	CZC _{MS}	THCHT	TCTR	CNSC	CXSC	Código para pedido	DCON _{MS}	TD	LF	THL	NOF	BSG
M 5	0.80	21.00	6.00 x 4.90	C	6HX	1	2	E315M5	6.0	5.00	70.0	13.0	5	DIN 2174
		.827							.236	.197	2.756	.512		
M 6	1.00	26.00	6.00 x 4.90	C	6HX	1	2	E315M6	6.0	6.00	80.0	15.0	5	DIN 2174
		1.024							.236	.236	3.150	.591		
M 8	1.25	30.00	8.00 x 6.20	C	6HX	1	2	E315M8	8.0	8.00	90.0	18.0	5	DIN 2174
		1.181							.315	.315	3.543	.709		
M 10	1.50	33.00	10.00 x 8.00	C	6HX	1	2	E315M10	10.0	10.00	100.0	20.0	5	DIN 2174
		1.299							.394	.394	3.937	.787		
M 12	1.75	83.00	9.00 x 7.00	C	6HX	1	2	E315M12	9.0	12.00	110.0	23.0	5	DIN 2174
		3.268							.354	.472	4.331	.906		

CXSC 2 = saída de refrigeração radial



C170



C157



E9



E28




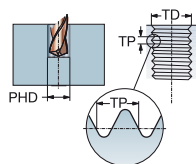
C154

Macho laminador CoroTap™ 400

Perfil de rosca: Métrico

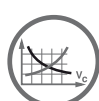
C-DIN 2174, DIN 2174

ULDR 3.0
SUBSTRATE HM
COATING PVD TICN



P M N S

							Dimensões, mm, pol.					
TDZ	TP	LU	CZC _{MS}	THGHT	TCTR	Código para pedido	DCON _{MS}	TD	LF	THL	NOF	BSG
M 3	0.50	10.00	3.50 x 2.70	C	6HX	T115M3	3.5	3.00	56.0	10.0	4	C-DIN 2174
		.394					.138	.118	2.205	.394		
M 4	0.70	13.00	4.50 x 3.40	C	6HX	T115M4	4.5	4.00	63.0	13.0	5	C-DIN 2174
		.512					.177	.157	2.480	.512		
M 5	0.80	16.00	6.00 x 4.90	C	6HX	T115M5	6.0	5.00	70.0	16.0	5	C-DIN 2174
		.630					.236	.197	2.756	.630		
M 6	1.00	30.00	6.00 x 4.90	C	6HX	T115M6	6.0	6.00	80.0	19.0	5	DIN 2174
		1.181					.236	.236	3.150	.748		
M 8	1.25	35.00	8.00 x 6.20	C	6HX	T115M8	8.0	8.00	90.0	22.0	5	DIN 2174
		1.378					.315	.315	3.543	.866		
M 10	1.50	39.00	10.00 x 8.00	C	6HX	T115M10	10.0	10.00	100.0	24.0	5	DIN 2174
		1.535					.394	.394	3.937	.945		



C170



C157



E9



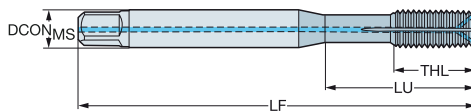
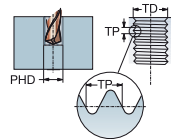
C154

Macho laminador CoroTap™ 400

Perfil de rosca: Métrico

C-DIN 2174, DIN 2174

ULDR 3.0
SUBSTRATE HM
COATING PVD TICN



										Dimensões, mm, pol.				
TDZ	TP	LU	CZC _{MS}	THCHT	TCTR	CNSC	CXSC	Código para pedido	DCON _{MS}	TD	LF	THL	NOF	BSG
M 5	0.80	16.00	6.00 x 4.90	C	6HX	1	1	T116M5	6.0	5.00	70.0	16.0	5	C-DIN 2174
		.630							.236	.197	2.756	.630		
M 6	1.00	30.00	6.00 x 4.90	C	6HX	1	1	T116M6	6.0	6.00	80.0	19.0	5	DIN 2174
		1.181							.236	.236	3.150	.748		
M 8	1.25	35.00	8.00 x 6.20	C	6HX	1	1	T116M8	8.0	8.00	90.0	22.0	5	DIN 2174
		1.378							.315	.315	3.543	.866		
M 10	1.50	39.00	10.00 x 8.00	C	6HX	1	1	T116M10	10.0	10.00	100.0	24.0	5	DIN 2174
		1.535							.394	.394	3.937	.945		
M 12	1.75	83.00	9.00 x 7.00	C	6HX	1	1	T116M12	9.0	12.00	110.0	23.0	5	DIN 2174
		3.268							.354	.472	4.331	.906		

CXSC 1 = saída de refrigeração concêntrica axial



C170



C157



E9



E28



C154

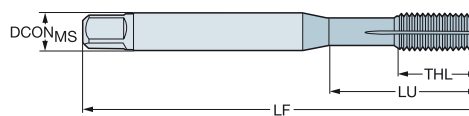
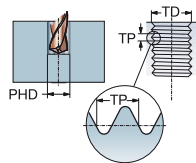
Macho laminador CoroTap™ 400

Perfil de rosca: Métrico

DIN/ANSI

ULDR
SUBSTRATE
COATING

3.0
HSS-PM
PVD TIN



							Dimensões, mm, pol.					
TDZ	TP	LU	CZC _{MS}	THGHT	TCTR	Código para pedido	DCON _{MS}	TD	LF	THL	NOF	BSG
M 3	0.50	18.81	.141 x .110	C	6H	E890M3	3.6	3.00	56.0	18.8	4	DIN/ANSI
		.740					.141	.118	2.205	.740		
M 4	0.70	16.58	.168 x .131	C	6H	E890M4	4.3	4.00	63.0	16.5	4	DIN/ANSI
		.653					.168	.157	2.480	.650		
M 5	0.80	21.42	.194 x .152	C	6H	E890M5	4.9	5.00	70.0	19.3	4	DIN/ANSI
		.843					.194	.197	2.756	.760		
M 6	1.00	25.59	.255 x .191	C	6H	E890M6	6.5	6.00	80.0	15.0	4	DIN/ANSI
		1.007					.255	.236	3.150	.591		
M 8	1.25	30.20	.318 x .238	C	6H	E890M8	8.1	8.00	90.0	18.0	5	DIN/ANSI
		1.189					.318	.315	3.543	.709		
M 10	1.50	32.80	.381 x .286	C	6H	E890M10	9.7	10.00	100.0	20.0	6	DIN/ANSI
		1.292					.381	.394	3.937	.787		
M 12	1.75	87.00	.367 x .275	C	6H	E890M12	9.3	12.00	110.0	23.0	6	DIN/ANSI
		3.425					.367	.472	4.331	.906		
M 16	2.00	72.00	.480 x .360	C	6H	E890M16	12.2	16.00	110.0	23.0	8	DIN/ANSI
		2.835					.480	.630	4.331	.906		
M 18	2.50	87.00	.542 x .406	C	6H	E890M18	13.8	18.00	125.0	30.0	8	DIN/ANSI
		3.425					.542	.709	4.921	1.181		
M 20	2.50	102.00	.652 x .489	C	6H	E890M20	16.6	20.00	140.0	36.0	8	DIN/ANSI
		4.016					.652	.787	5.512	1.417		



C170



C157



E9



C154

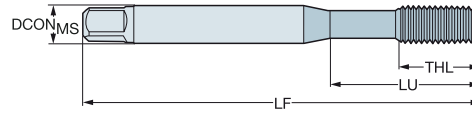
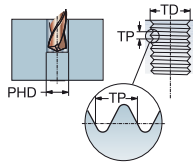
Macho laminador CoroTap™ 400

Perfil de rosca: Métrica fina

DIN 2174

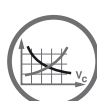
ULDR
SUBSTRATE
COATING

3.0
HSS-E
PVD TIN



Dimensões, mm, pol.

TDZ	TP	LU	CZC _{MS}	THCHT	TCTR	Código para pedido	DCON _{MS}	TD	LF	THL	NOF	BSG
MF 5x0.5	0.50	25.00	6.00 x 4.90	C	6HX	E317M5X0.5	6.0	5.00	70.0	13.0	5	DIN 2174
		.984					.236	.197	2.756	.512		
MF 6x0.75	0.75	30.00	6.00 x 4.90	C	6HX	E317M6X0.75	6.0	6.00	80.0	15.0	5	DIN 2174
		1.181					.236	.236	3.150	.591		
MF 7x0.75	0.75	30.00	7.00 x 5.50	C	6HX	E317M7X0.75	7.0	7.00	80.0	15.0	5	DIN 2174
		1.181					.276	.276	3.150	.591		
MF 8x0.75	0.75	57.00	6.00 x 4.90	C	6HX	E317M8X.75	6.0	8.00	80.0	18.0	5	DIN 2174
		2.244					.236	.315	3.150	.709		
MF 8x1	1.00	67.00	6.00 x 4.90	C	6HX	E317M8X1	6.0	8.00	90.0	18.0	5	DIN 2174
		2.638					.236	.315	3.543	.709		
MF 10x1	1.00	75.00	7.00 x 5.50	C	6HX	E317M10X1	7.0	10.00	100.0	20.0	5	DIN 2174
		2.953					.276	.394	3.937	.787		
MF 10x1.25	1.25	75.00	7.00 x 5.50	C	6HX	E317M10X1.25	7.0	10.00	100.0	20.0	5	DIN 2174
		2.953					.276	.394	3.937	.787		
MF 12x1	1.00	73.00	9.00 x 7.00	C	6HX	E317M12X1	9.0	12.00	100.0	23.0	5	DIN 2174
		2.874					.354	.472	3.937	.906		
MF 12x1.25	1.25	73.00	9.00 x 7.00	C	6HX	E317M12X1.25	9.0	12.00	100.0	23.0	5	DIN 2174
		2.874					.354	.472	3.937	.906		
MF 12x1.5	1.50	73.00	9.00 x 7.00	C	6HX	E317M12X1.5	9.0	12.00	100.0	23.0	5	DIN 2174
		2.874					.354	.472	3.937	.906		
MF 14x1	1.00	71.00	11.00 x 9.00	C	6HX	E317M14X1	11.0	14.00	100.0	21.0	6	DIN 2174
		2.795					.433	.551	3.937	.827		
MF 14x1.25	1.25	71.00	11.00 x 9.00	C	6HX	E317M14X1.25	11.0	14.00	100.0	21.0	6	DIN 2174
		2.795					.433	.551	3.937	.827		
MF 14x1.5	1.50	71.00	11.00 x 9.00	C	6HX	E317M14X1.5	11.0	14.00	100.0	21.0	6	DIN 2174
		2.795					.433	.551	3.937	.827		
MF 16x1.5	1.50	58.00	12.00 x 9.00	C	6HX	E317M16X1.5	12.0	16.00	100.0	21.0	6	DIN 2174
		2.283					.472	.630	3.937	.827		



C170



C157



E9



C154

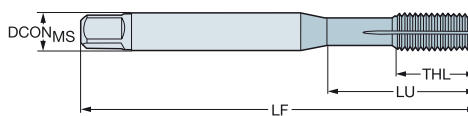
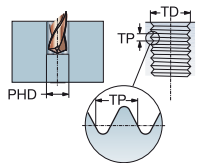
Macho laminador CoroTap™ 400

Perfil de rosca: Métrica fina

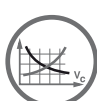
DIN/ANSI

ULDR
SUBSTRATE
COATING

3.0
HSS-PM
PVD TIN



							Dimensões, mm, pol.						
TDZ	TP	LU	CZC _{MS}	THGHT	TCTR	Código para pedido	DCON _{MS}	TD	LF	THL	NOF	BSG	
MF 10x1.25	1.25	36.61	.381 x .286	C	6H	E891M10X1.25	9.7	10.00	100.0	20.0	6	DIN/ANSI	
		1.442					.381	.394	3.937	.787			
MF 12x1.5	1.50	87.00	.367 x .275	C	6H	E891M12X1.5	9.3	12.00	110.0	23.0	6	DIN/ANSI	
		3.425					.367	.472	4.331	.906			



C170



C157



E9



C154



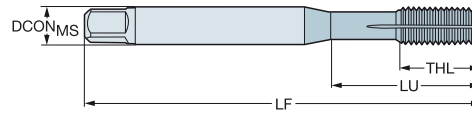
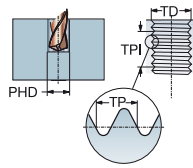
Macho laminador CoroTap™ 400

Perfil de rosca: UNC

DIN/ANSI

ULDR
SUBSTRATE
COATING

3.0
HSS-PM
PVD TIN



							Dimensões, mm, pol.						
TDZ	TPI	LU	CZC _{MS}	THGHT	TC _{TR}	Código para pedido	DCON _{MS}	TD	LF	THL	NOF	BSG	
UNC #4-40	40.00	15.47 .609	.141 x .110	C	2B	E8924-40	3.6 .141	2.84 .112	56.0 2.205	11.0 .433	3	DIN/ANSI	
UNC #6-32	32.00	15.08 .594	.141 x .110	C	2B	E8926-32	3.6 .141	3.51 .138	56.0 2.205	13.0 .510	3	DIN/ANSI	
UNC #8-32	32.00	16.58 .653	.168 x .131	C	2B	E8928-32	4.3 .168	4.17 .164	63.0 2.480	16.5 .650	4	DIN/ANSI	
UNC #10-24	24.00	21.42 .843	.194 x .152	C	2B	E89210-24	4.9 .194	4.83 .190	70.0 2.756	19.3 .760	4	DIN/ANSI	
UNC #12-24	24.00	25.55 1.006	.220 x .165	C	2B	E89212-24	5.6 .220	5.49 .216	80.0 3.150	15.0 .591	4	DIN/ANSI	
UNC 1/4-20	20.00	25.59 1.007	.255 x .191	C	2B	E8921/4	6.5 .255	6.35 .250	80.0 3.150	15.0 .591	4	DIN/ANSI	
UNC 5/16-18	18.00	30.20 1.189	.318 x .238	C	2B	E8925/16	8.1 .318	7.94 .313	90.0 3.543	18.0 .709	5	DIN/ANSI	
UNC 3/8-16	16.00	32.80 1.292	.381 x .286	C	2B	E8923/8	9.7 .381	9.53 .375	100.0 3.937	20.0 .787	6	DIN/ANSI	
UNC 7/16-14	14.00	72.60 2.858	.323 x .242	C	2B	E8927/16	8.2 .323	11.11 .438	100.0 3.937	20.0 .787	6	DIN/ANSI	
UNC 1/2-13	13.00	81.80 3.220	.367 x .275	C	2B	E8921/2	9.3 .367	12.70 .500	110.0 4.331	23.0 .906	6	DIN/ANSI	
UNC 5/8-11	11.00	65.80 2.591	.480 x .360	C	2B	E8925/8	12.2 .480	15.88 .625	110.0 4.331	23.0 .906	8	DIN/ANSI	
UNC 3/4-10	10.00	77.50 3.051	.590 x .442	C	2B	E8923/4	15.0 .590	19.05 .750	125.0 4.921	30.0 1.181	8	DIN/ANSI	
UNC 7/8-9	9.00	90.90 3.579	.697 x .523	C	2B	E8927/8-9	17.7 .697	22.23 .875	140.0 5.512	34.0 1.339	8	DIN/ANSI	
UNC 1"-8	8.00	95.40 3.756	.800 x .600	C	2B	E8921	20.3 .800	25.40 1.000	160.0 6.299	38.0 1.496	8	DIN/ANSI	



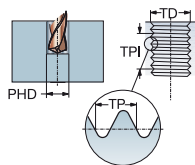
Macho laminador CoroTap™ 400

Perfil de rosca: UNF

DIN/ANSI

ULDR
SUBSTRATE
COATING

3.0
HSS-PM
PVD TIN



							Dimensões, mm, pol.						
TDZ	TPI	LU	CZC _{MS}	THGHT	TCTR	Código para pedido	DCON _{MS}	TD	LF	THL	NOF	BSG	
UNF #10-32	32.00	21.42 .843	.194 x .152	C	2B	E89310-32	4.9 .194	4.83 .190	70.0 2.756	19.3 .760	4	DIN/ANSI	
UNF 1/4-28	28.00	25.59 1.007	.255 x .191	C	2B	E8931/4	6.5 .255	6.35 .250	80.0 3.150	15.0 .591	4	DIN/ANSI	
UNF 5/16-24	24.00	30.20 1.189	.318 x .238	C	2B	E8935/16	8.1 .318	7.94 .313	90.0 3.543	18.0 .709	5	DIN/ANSI	
UNF 3/8-24	24.00	32.80 1.292	.381 x .286	C	2B	E8933/8	9.7 .381	9.53 .375	100.0 3.937	20.0 .787	6	DIN/ANSI	
UNF 7/16-20	20.00	72.60 2.858	.323 x .242	C	2B	E8937/16	8.2 .323	11.11 .438	100.0 3.937	20.0 .787	6	DIN/ANSI	
UNF 1/2-20	20.00	81.80 3.220	.367 x .275	C	2B	E8931/2	9.3 .367	12.70 .500	110.0 4.331	23.0 .906	6	DIN/ANSI	
UNF 5/8-18	18.00	65.80 2.591	.480 x .360	C	2B	E8935/8	12.2 .480	15.88 .625	110.0 4.331	23.0 .906	8	DIN/ANSI	
UNF 3/4-16	16.00	77.50 3.051	.590 x .442	C	2B	E8933/4	15.0 .590	19.05 .750	125.0 4.921	30.0 1.181	8	DIN/ANSI	
UNF 1"-12	12.00	95.40 3.756	.800 x .600	C	2B	E8931	20.3 .800	25.40 1.000	160.0 6.299	36.0 1.417	8	DIN/ANSI	



C170



C157



E9



C154



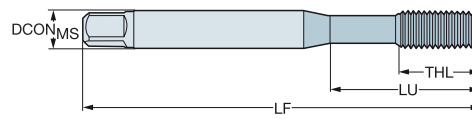
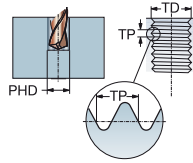
Macho laminador CoroTap™ 400

Perfil de rosca: EGM

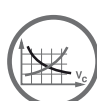
DIN 40435

ULDR
SUBSTRATE
COATING

3.0
HSS-E
PVD TIN



							Dimensões, mm, pol.						
TDZ	TP	LU	CZC _{MS}	THCHT	TCTR	Código para pedido	DCON _{MS}	TD	LF	THL	NOF	BSG	
EGM 3	0.50	21.00	4.50 x 3.40	C	6HMOD	E323M3	4.5	3.65	63.0	12.0	4	DIN 40435	
		.827					.177	.144	2.480	.472			
EGM 4	0.70	25.00	6.00 x 4.90	C	6HMOD	E323M4	6.0	4.91	70.0	13.0	4	DIN 40435	
		.984					.236	.193	2.756	.512			
EGM 5	0.80	30.00	6.00 x 4.90	C	6HMOD	E323M5	6.0	6.04	80.0	15.0	4	DIN 40435	
		1.181					.236	.238	3.150	.591			
EGM 6	1.00	35.00	8.00 x 6.20	C	6HMOD	E323M6	8.0	7.30	90.0	18.0	5	DIN 40435	
		1.378					.315	.287	3.543	.709			
EGM 8	1.25	39.00	10.00 x 8.00	C	6HMOD	E323M8	10.0	9.62	100.0	20.0	5	DIN 40435	
		1.535					.394	.379	3.937	.787			
EGM 10	1.50	73.00	9.00 x 7.00	C	6HMOD	E323M10	9.0	11.95	100.0	21.0	5	DIN 40435	
		2.874					.354	.470	3.937	.827			
EGM 12	1.75	81.00	11.00 x 9.00	C	6HMOD	E323M12	11.0	14.27	110.0	25.0	6	DIN 40435	
		3.189					.433	.562	4.331	.984			



C170



C157



E9



C154

CoroTap™ 100

Aplicações

- Machos otimizados para materiais específicos
- Para furos passantes e cegos
- Profundidades até 2,5 × diâmetro
- Refrigeração interna nas formas de roscas M, MF, UNC e UNF
- Tolerâncias ISO K: 6H, 6HX, 2B, 2BX, 3B
- Tolerâncias ISO N: 6H
- Tolerâncias ISO H: 6H, 6HX



Características e benefícios

- Três furos de refrigeração para resistência otimizada
- Cinco canais para reduzir a carga nas arestas de corte e o desgaste
- Classe exclusiva com dureza mais alta para reduzir o desgaste na cobertura e no substrato
- Para materiais ISO N: machos com roscas interrompidas para torque reduzido



- Machos com canais retos
- Usado principalmente para materiais de cavacos curtos como ferros fundidos
- Adequados para furos cegos e passantes
- Canal principalmente usado para fluido de corte, porém, com refrigeração interna, o escoamento de cavacos também é possível

www.sandvik.coromant.com/corotap100



CoroChuck™ 970, consulte nosso catálogo de ferramentas rotativas.

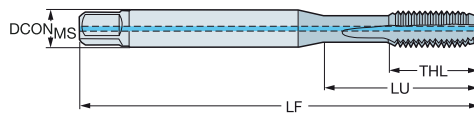
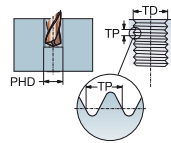
A

Macho de corte CoroTap™ 100 com canais retos

Perfil de rosca: Métrico

C-DIN 371, DIN 371, DIN 376

ULDR 2.5
SUBSTRATE HM
COATING PVD TIALN



B

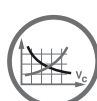
K

										Dimensões, mm, pol.				
TDZ	TP	LU	CZC _{MS}	THCHT	TCTR	CNSC	CXSC	Código para pedido	DCON _{MS}	TD	LF	THL	NOF	BSG
M 5	0.80	47.00	6.00 x 4.90	C	6HX	1	1	T101M5	6.0	5.00	70.0	16.0	4	C-DIN 371
		1.850							.236	.197	2.756	.630		
M 6	1.00	30.00	6.00 x 4.90	C	6HX	1	1	T101M6	6.0	6.00	80.0	19.0	4	DIN 371
		1.181							.236	.236	3.150	.748		
M 8	1.25	35.00	8.00 x 6.20	C	6HX	1	1	T101M8	8.0	8.00	90.0	22.0	4	DIN 371
		1.378							.315	.315	3.543	.866		
M 10	1.50	39.00	10.00 x 8.00	C	6HX	1	1	T101M10	10.0	10.00	100.0	24.0	4	DIN 371
		1.535							.394	.394	3.937	.945		
M 12	1.75	83.00	9.00 x 7.00	C	6HX	1	1	T101M12	9.0	12.00	110.0	23.0	4	DIN 376
		3.268							.354	.472	4.331	.906		
M 16	2.00	68.00	12.00 x 9.00	C	6HX	1	1	T101M16	12.0	16.00	110.0	25.0	4	DIN 376
		2.677							.472	.630	4.331	.984		

CXSC 1 = saída de refrigeração concêntrica axial

D

E



C172



C157



E9



E28



C154

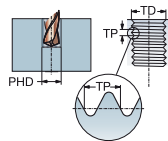
Macho de corte CoroTap™ 100 com canais retos

Perfil de rosca: Métrico

C-DIN 371

ULDR
SUBSTRATE
COATING

2.0
HM
PVD TIALN



H

								Dimensões, mm, pol.						
TDZ	TP	LU	CZC _{MS}	THCHT	TCTR	CNSC	CXSC	Código para pedido	DCON _{MS}	TD	LF	THL	NOF	BSG
M 3	0.50	10.00	3.50 x 2.70	C	6H	0	0	T100M3	3.5	3.00	56.0	10.0	3	C-DIN 371
			.394						.138	.118	2.205	.394		
M 4	0.70	13.00	4.50 x 3.40	C	6H	0	0	T100M4	4.5	4.00	63.0	13.0	3	C-DIN 371
			.512						.177	.157	2.480	.512		
M 5	0.80	16.00	6.00 x 4.90	C	6H	0	0	T100M5	6.0	5.00	70.0	16.0	3	C-DIN 371
			.630						.236	.197	2.756	.630		
M 6	1.00	20.00	6.00 x 4.90	C	6H	0	0	T100M6	6.0	6.00	80.0	20.0	3	C-DIN 371
			.787						.236	.236	3.150	.787		
M 8	1.25	25.00	8.00 x 6.20	C	6H	0	0	T100M8	8.0	8.00	90.0	25.0	3	C-DIN 371
			.984						.315	.315	3.543	.984		
M 10	1.50	30.00	10.00 x 8.00	C	6H	0	0	T100M10	10.0	10.00	100.0	30.0	3	C-DIN 371
			1.181						.394	.394	3.937	1.181		
M 12	1.75	36.00	12.00 x 9.00	C	6H	0	0	T100M12	12.0	12.00	110.0	36.0	3	C-DIN 371
			1.417						.472	.472	4.331	1.417		
M 3	0.50	8.00	3.50 x 2.70	C	6HX	0	0	T110M3	3.5	3.00	56.0	8.0	4	C-DIN 371
			.315						.138	.118	2.205	.315		
M 4	0.70	11.00	4.50 x 3.40	C	6HX	0	0	T110M4	4.5	4.00	63.0	11.0	5	C-DIN 371
			.433						.177	.157	2.480	.433		
M 5	0.80	13.50	6.00 x 4.90	C	6HX	0	0	T110M5	6.0	5.00	70.0	13.5	5	C-DIN 371
			.531						.236	.197	2.756	.531		
M 6	1.00	16.50	6.00 x 4.90	C	6HX	0	0	T110M6	6.0	6.00	80.0	16.5	5	C-DIN 371
			.650						.236	.236	3.150	.650		
M 8	1.25	21.50	8.00 x 6.20	C	6HX	0	0	T110M8	8.0	8.00	90.0	21.5	5	C-DIN 371
			.846						.315	.315	3.543	.846		
M 10	1.50	27.00	10.00 x 8.00	C	6HX	0	0	T110M10	10.0	10.00	100.0	27.0	5	C-DIN 371
			1.063						.394	.394	3.937	1.063		
M 12	1.75	32.00	12.00 x 9.00	C	6HX	0	0	T110M12	12.0	12.00	110.0	32.0	6	C-DIN 371
			1.260						.472	.472	4.331	1.260		



C172



C157



E9



E28



C154

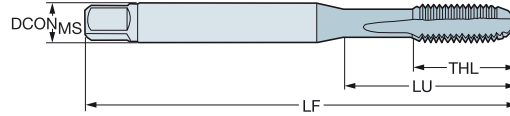
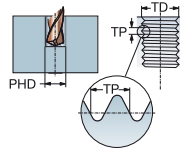


Macho de corte CoroTap™ 100 com canais retos

Perfil de rosca: Métrico
DIN 371, DIN 376

ULDR
SUBSTRATE
COATING

2.5
HSS-E-PM
PVD TIALN



							k							Dimensões, mm, pol.	
TDZ	TP	LU	CZC _{MIS}	THCHT	TCTR	Código para pedido	DCON _{MS}	TD	LF	THL	NOF	PHD	BSG		
M 3	0.50	18.00	3.50 x 2.70	C	6HX	T100-KM100DA-M3	3.5	3.00	56.0	9.0	4	2.5	DIN 371		
		.709					.138	.118	2.205	.354		.098			
M 4	0.70	21.00	4.50 x 3.40	C	6HX	T100-KM100DA-M4	4.5	4.00	63.0	12.0	4	3.3	DIN 371		
		.827					.177	.157	2.480	.472		.130			
M 5	0.80	25.00	6.00 x 4.90	C	6HX	T100-KM100DA-M5	6.0	5.00	70.0	13.0	5	4.2	DIN 371		
		.984					.236	.197	2.756	.512		.165			
M 6	1.00	30.00	6.00 x 4.90	C	6HX	T100-KM100DA-M6	6.0	6.00	80.0	15.0	5	5.0	DIN 371		
		1.181					.236	.236	3.150	.591		.197			
M 8	1.25	35.00	8.00 x 6.20	C	6HX	T100-KM100DA-M8	8.0	8.00	90.0	18.0	5	6.8	DIN 371		
		1.378					.315	.315	3.543	.709		.268			
M 10	1.50	39.00	10.00 x 8.00	C	6HX	T100-KM100DA-M10	10.0	10.00	100.0	20.0	5	8.5	DIN 371		
		1.535					.394	.394	3.937	.787		.335			
M 8	1.25	67.00	6.00 x 4.90	C	6HX	T100-KM101DA-M8	6.0	8.00	90.0	20.0	5	6.8	DIN 376		
		2.638					.236	.315	3.543	.787		.268			
M 10	1.50	77.00	7.00 x 5.50	C	6HX	T100-KM101DA-M10	7.0	10.00	100.0	23.5	5	8.5	DIN 376		
		3.032					.276	.394	3.937	.925		.335			
M 12	1.75	83.00	9.00 x 7.00	C	6HX	T100-KM101DA-M12	9.0	12.00	110.0	23.0	5	10.2	DIN 376		
		3.268					.354	.472	4.331	.906		.402			
M 14	2.00	81.00	11.00 x 9.00	C	6HX	T100-KM101DA-M14	11.0	14.00	110.0	25.0	5	12.0	DIN 376		
		3.189					.433	.551	4.331	.984		.472			
M 16	2.00	68.00	12.00 x 9.00	C	6HX	T100-KM101DA-M16	12.0	16.00	110.0	25.0	5	14.0	DIN 376		
		2.677					.472	.630	4.331	.984		.551			
M 18	2.50	81.00	14.00 x 11.00	C	6HX	T100-KM101DA-M18	14.0	18.00	125.0	30.0	5	15.5	DIN 376		
		3.189					.551	.709	4.921	1.181		.610			
M 20	2.50	95.00	16.00 x 12.00	C	6HX	T100-KM101DA-M20	16.0	20.00	140.0	30.0	5	17.5	DIN 376		
		3.740					.630	.787	5.512	1.181		.689			
M 22	2.50	93.00	18.00 x 14.50	C	6HX	T100-KM101DA-M22	18.0	22.00	140.0	34.0	5	19.5	DIN 376		
		3.661					.709	.866	5.512	1.339		.768			
M 24	3.00	113.00	18.00 x 14.50	C	6HX	T100-KM101DA-M24	18.0	24.00	160.0	38.0	5	21.0	DIN 376		
		4.449					.709	.945	6.299	1.496		.827			
M 5	0.80	25.00	6.00 x 4.90	E	6HX	T100-KM102DA-M5	6.0	5.00	70.0	13.0	5	4.2	DIN 371		
		.984					.236	.197	2.756	.512		.165			
M 6	1.00	30.00	6.00 x 4.90	E	6HX	T100-KM102DA-M6	6.0	6.00	80.0	15.0	5	5.0	DIN 371		
		1.181					.236	.236	3.150	.591		.197			
M 8	1.25	35.00	8.00 x 6.20	E	6HX	T100-KM102DA-M8	8.0	8.00	90.0	18.0	5	6.8	DIN 371		
		1.378					.315	.315	3.543	.709		.268			
M 10	1.50	39.00	10.00 x 8.00	E	6HX	T100-KM102DA-M10	10.0	10.00	100.0	20.0	5	8.5	DIN 371		
		1.535					.394	.394	3.937	.787		.335			
M 12	1.75	83.00	9.00 x 7.00	E	6HX	T100-KM103DA-M12	9.0	12.00	110.0	23.0	5	10.2	DIN 376		
		3.268					.354	.472	4.331	.906		.402			



C172



C157



E9



E27



C154

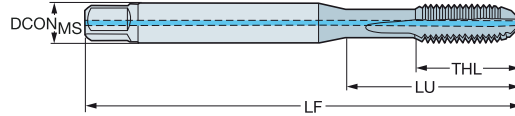
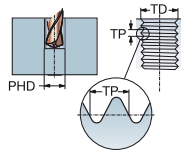
Macho de corte CoroTap™ 100 com canais retos

Perfil de rosca: Métrico

DIN 371, DIN 376

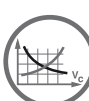
ULDR
SUBSTRATE
COATING

2.5
HSS-E-PM
PVD TiAlN



										k					Dimensões, mm, pol.				
TDZ	TP	LU	CZC _{MS}	THCHT	TCTR	CNSC	CXSC	Código para pedido	ISO	DCON _{MS}	TD	LF	THL	NOF	BSG				
M 6	1.00	30.00	6.00 x 4.90	C	6HX	1	1	T100-KM104DA-M6	*	6.0	6.00	80.0	15.0	5	DIN 371				
		1.181								.236	.236	3.150	.591						
M 8	1.25	35.00	8.00 x 6.20	C	6HX	1	1	T100-KM104DA-M8	*	8.0	8.00	90.0	18.0	5	DIN 371				
		1.378								.315	.315	3.543	.709						
M 10	1.50	39.00	10.00 x 8.00	C	6HX	1	1	T100-KM104DA-M10	*	10.0	10.00	100.0	20.0	5	DIN 371				
		1.535								.394	.394	3.937	.787						
M 12	1.75	83.00	9.00 x 7.00	C	6HX	1	1	T100-KM105DA-M12	*	9.0	12.00	110.0	23.0	5	DIN 376				
		3.268								.354	.472	4.331	.906						
M 14	2.00	81.00	11.00 x 9.00	C	6HX	1	1	T100-KM105DA-M14	*	11.0	14.00	110.0	25.0	5	DIN 376				
		3.189								.433	.551	4.331	.984						
M 16	2.00	68.00	12.00 x 9.00	C	6HX	1	1	T100-KM105DA-M16	*	12.0	16.00	110.0	25.0	5	DIN 376				
		2.677								.472	.630	4.331	.984						
M 20	2.50	95.00	16.00 x 12.00	C	6HX	1	1	T100-KM105DA-M20	*	16.0	20.00	140.0	30.0	5	DIN 376				
		3.740								.630	.787	5.512	1.181						
M 22	2.50	93.00	18.00 x 14.50	C	6HX	1	1	T100-KM105DA-M22	*	18.0	22.00	140.0	34.0	5	DIN 376				
		3.661								.709	.866	5.512	1.339						
M 24	3.00	113.00	18.00 x 14.50	C	6HX	1	1	T100-KM105DA-M24	*	18.0	24.00	160.0	38.0	5	DIN 376				
		4.449								.709	.945	6.299	1.496						

CXSC 1 = saída de refrigeração concêntrica axial



C172



C157



E9



E27



E28




C154

Macho de corte CoroTap™ 100 com canais retos

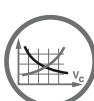
Perfil de rosca: Métrico

DIN 371/ANSI, DIN 376/ANSI

ULDR
SUBSTRATE HSS-E-PM
COATING PVD TIALN



							Dimensões, mm, pol.						
TDZ	TP	LU	CZC _{MIS}	THCHT	TCTR	Código para pedido	DCON _{MIS}	TD	LF	THL	NOF	PHD	BSG
M 6	1.00	25.00	.255 x .191	C	6HX	T100-KM100AA-M6	6.5	6.00	80.0	15.6	5	5.0	DIN 371/ANSI
		.984					.255	.236	3.150	.614		.197	
M 8	1.25	33.50	.318 x .238	C	6HX	T100-KM100AA-M8	8.1	8.00	90.0	18.7	5	6.8	DIN 371/ANSI
		1.319					.318	.315	3.543	.736		.268	
M 10	1.50	38.00	.381 x .286	C	6HX	T100-KM100AA-M10	9.7	10.00	100.0	20.6	5	8.5	DIN 371/ANSI
		1.496					.381	.394	3.937	.811		.335	
M 12	1.75	81.90	.367 x .275	C	6HX	T100-KM101AA-M12	9.3	12.00	110.0	23.0	5	10.2	DIN 376/ANSI
		3.224					.367	.472	4.331	.906		.402	
M 14	2.00	80.30	.429 x .322	C	6HX	T100-KM101AA-M14	10.9	14.00	110.0	23.0	5	12.0	DIN 376/ANSI
		3.161					.429	.551	4.331	.906		.472	
M 16	2.00	65.70	.480 x .360	C	6HX	T100-KM101AA-M16	12.2	16.00	110.0	23.0	5	14.0	DIN 376/ANSI
		2.587					.480	.630	4.331	.906		.551	
M 18	2.50	79.10	.542 x .406	C	6HX	T100-KM101AA-M18	13.8	18.00	125.0	30.0	5	15.5	DIN 376/ANSI
		3.114					.542	.709	4.921	1.181		.610	
M 6	1.00	25.00	.255 x .191	E	6HX	T100-KM102AA-M6	6.5	6.00	80.0	15.6	5	5.0	DIN 371/ANSI
		.984					.255	.236	3.150	.614		.197	
M 8	1.25	33.50	.318 x .238	E	6HX	T100-KM102AA-M8	8.1	8.00	90.0	18.7	5	6.8	DIN 371/ANSI
		1.319					.318	.315	3.543	.736		.268	
M 10	1.50	38.00	.381 x .286	E	6HX	T100-KM102AA-M10	9.7	10.00	100.0	20.6	5	8.5	DIN 371/ANSI
		1.496					.381	.394	3.937	.811		.335	
M 12	1.75	81.90	.367 x .275	E	6HX	T100-KM103AA-M12	9.3	12.00	110.0	23.0	5	10.2	DIN 376/ANSI
		3.224					.367	.472	4.331	.906		.402	
M 14	2.00	80.30	.429 x .322	E	6HX	T100-KM103AA-M14	10.9	14.00	110.0	23.0	5	12.0	DIN 376/ANSI
		3.161					.429	.551	4.331	.906		.472	
M 16	2.00	65.70	.480 x .360	E	6HX	T100-KM103AA-M16	12.2	16.00	110.0	23.0	5	14.0	DIN 376/ANSI
		2.587					.480	.630	4.331	.906		.551	



C172



C157



E9



E27



C154

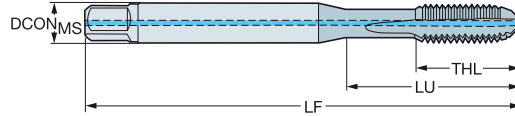
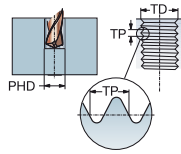
Macho de corte CoroTap™ 100 com canais retos

Perfil de rosca: Métrico

DIN 371/ANSI, DIN 376/ANSI

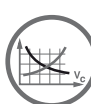
ULDR
SUBSTRATE
COATING

2.5
HSS-E-PM
PVD TiAlN



										Dimensões, mm, pol.					
TDZ	TP	LU	CZC _{MS}	THCHT	TCTR	CNSC	CXSC	Código para pedido	2.5	DCON _{MS}	TD	LF	THL	NOF	BSG
M 6	1.00	25.00 .984	.255 x .191	C	6HX	1	1	T100-KM104AA-M6	*	6.5 .255	6.00 .236	80.0 3.150	15.6 .614	5	DIN 371/ANSI
M 8	1.25	33.50 1.319	.318 x .238	C	6HX	1	1	T100-KM104AA-M8	*	8.1 .318	8.00 .315	90.0 3.543	18.7 .736	5	DIN 371/ANSI
M 10	1.50	38.00 1.496	.381 x .286	C	6HX	1	1	T100-KM104AA-M10	*	9.7 .381	10.00 .394	100.0 3.937	20.6 .811	5	DIN 371/ANSI
M 12	1.75	81.90 3.224	.367 x .275	C	6HX	1	1	T100-KM105AA-M12	*	9.3 .367	12.00 .472	110.0 4.331	23.0 .906	5	DIN 376/ANSI
M 16	2.00	65.70 2.587	.480 x .360	C	6HX	1	1	T100-KM105AA-M16	*	12.2 .480	16.00 .630	110.0 4.331	23.0 .906	5	DIN 376/ANSI
M 20	2.50	92.50 3.642	.652 x .489	C	6HX	1	1	T100-KM105AA-M20	*	16.6 .652	20.00 .787	140.0 5.512	30.0 1.181	5	DIN 376/ANSI
M 6	1.00	25.00 .984	.255 x .191	E	6HX	1	1	T100-KM106AA-M6	*	6.5 .255	6.00 .236	80.0 3.150	15.6 .614	5	DIN 371/ANSI
M 8	1.25	33.50 1.319	.318 x .238	E	6HX	1	1	T100-KM106AA-M8	*	8.1 .318	8.00 .315	90.0 3.543	18.7 .736	5	DIN 371/ANSI
M 10	1.50	38.00 1.496	.381 x .286	E	6HX	1	1	T100-KM106AA-M10	*	9.7 .381	10.00 .394	100.0 3.937	20.6 .811	5	DIN 371/ANSI
M 12	1.75	81.90 3.224	.367 x .275	E	6HX	1	1	T100-KM107AA-M12	*	9.3 .367	12.00 .472	110.0 4.331	23.0 .906	5	DIN 376/ANSI
M 14	2.00	80.30 3.161	.429 x .322	E	6HX	1	1	T100-KM107AA-M14	*	10.9 .429	14.00 .551	110.0 4.331	23.0 .906	5	DIN 376/ANSI
M 16	2.00	65.70 2.587	.480 x .360	E	6HX	1	1	T100-KM107AA-M16	*	12.2 .480	16.00 .630	110.0 4.331	23.0 .906	5	DIN 376/ANSI
M 20	2.50	92.50 3.642	.652 x .489	E	6HX	1	1	T100-KM107AA-M20	*	16.6 .652	20.00 .787	140.0 5.512	30.0 1.181	5	DIN 376/ANSI
M 6	1.00	25.00 .984	.255 x .191	C	6HX	1	2	T100-KM108AA-M6	*	6.5 .255	6.00 .236	80.0 3.150	15.6 .614	5	DIN 371/ANSI
M 8	1.25	33.50 1.319	.318 x .238	C	6HX	1	2	T100-KM108AA-M8	*	8.1 .318	8.00 .315	90.0 3.543	18.7 .736	5	DIN 371/ANSI
M 10	1.50	38.00 1.496	.381 x .286	C	6HX	1	2	T100-KM108AA-M10	*	9.7 .381	10.00 .394	100.0 3.937	20.6 .811	5	DIN 371/ANSI
M 12	1.75	81.90 3.224	.367 x .275	C	6HX	1	2	T100-KM109AA-M12	*	9.3 .367	12.00 .472	110.0 4.331	23.0 .906	5	DIN 376/ANSI
M 14	2.00	80.30 3.161	.429 x .322	C	6HX	1	2	T100-KM109AA-M14	*	10.9 .429	14.00 .551	110.0 4.331	23.0 .906	5	DIN 376/ANSI
M 16	2.00	65.70 2.587	.480 x .360	C	6HX	1	2	T100-KM109AA-M16	*	12.2 .480	16.00 .630	110.0 4.331	23.0 .906	5	DIN 376/ANSI
M 20	2.50	92.50 3.642	.652 x .489	C	6HX	1	2	T100-KM109AA-M20	*	16.6 .652	20.00 .787	140.0 5.512	30.0 1.181	5	DIN 376/ANSI

CXSC 1 = saída de refrigeração concêntrica axial
CXSC 2 = saída de refrigeração radial



C172



C157



E9



E27



E28



C154

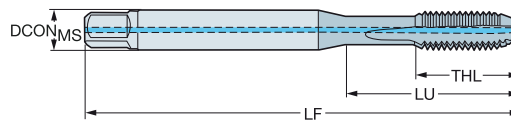
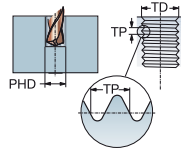
Macho de corte CoroTap™ 100 com canais retos

Perfil de rosca: Métrico

DIN 371, DIN 376

ULDR
SUBSTRATE
COATING

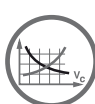
2.5
HSS-E-PM
PVD TIALN



											Dimensões, mm, pol.				
TDZ	TP	LU	CZC _{MS}	THCHT	TCTR	CNSC	CXSC	Código para pedido	D ₂₁₀	DCON _{MS}	TD	LF	THL	NOF	BSG
M 6	1.00	30.00	6.00 x 4.90	E	6HX	1	1	T100-KM106DA-M6	*	6.0	6.00	80.0	15.0	5	DIN 371
		1.181								.236	.236	3.150	.591		
M 8	1.25	35.00	8.00 x 6.20	E	6HX	1	1	T100-KM106DA-M8	*	8.0	8.00	90.0	18.0	5	DIN 371
		1.378								.315	.315	3.543	.709		
M 10	1.50	39.00	10.00 x 8.00	E	6HX	1	1	T100-KM106DA-M10	*	10.0	10.00	100.0	20.0	5	DIN 371
		1.535								.394	.394	3.937	.787		
M 12	1.75	83.00	9.00 x 7.00	E	6HX	1	1	T100-KM107DA-M12	*	9.0	12.00	110.0	23.0	5	DIN 376
		3.268								.354	.472	4.331	.906		
M 6	1.00	30.00	6.00 x 4.90	C	6HX	1	2	T100-KM108DA-M6	*	6.0	6.00	80.0	15.0	5	DIN 371
		1.181								.236	.236	3.150	.591		
M 8	1.25	35.00	8.00 x 6.20	C	6HX	1	2	T100-KM108DA-M8	*	8.0	8.00	90.0	18.0	5	DIN 371
		1.378								.315	.315	3.543	.709		
M 10	1.50	39.00	10.00 x 8.00	C	6HX	1	2	T100-KM108DA-M10	*	10.0	10.00	100.0	20.0	5	DIN 371
		1.535								.394	.394	3.937	.787		
M 12	1.75	83.00	9.00 x 7.00	C	6HX	1	2	T100-KM109DA-M12	*	9.0	12.00	110.0	23.0	5	DIN 376
		3.268								.354	.472	4.331	.906		
M 14	2.00	81.00	11.00 x 9.00	C	6HX	1	2	T100-KM109DA-M14	*	11.0	14.00	110.0	25.0	5	DIN 376
		3.189								.433	.551	4.331	.984		
M 16	2.00	68.00	12.00 x 9.00	C	6HX	1	2	T100-KM109DA-M16	*	12.0	16.00	110.0	25.0	5	DIN 376
		2.677								.472	.630	4.331	.984		
M 20	2.50	95.00	16.00 x 12.00	C	6HX	1	2	T100-KM109DA-M20	*	16.0	20.00	140.0	30.0	5	DIN 376
		3.740								.630	.787	5.512	1.181		

CXSC 1 = saída de refrigeração concêntrica axial

CXSC 2 = saída de refrigeração radial



C172



C157



E9



E27



E28



C154

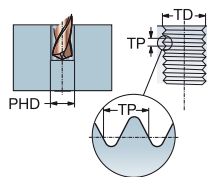
Macho de corte CoroTap™ 100 com canais retos

Perfil de rosca: Métrico

DIN 371

ULDR
SUBSTRATE

2.0
HSS-E-PM




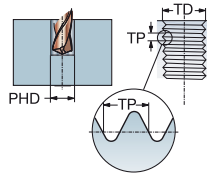
N

										N				Dimensões, mm, pol.			
TDZ	TP	LU	CZC _{MS}	THCHT	TCTR	Código para pedido	D150	DCON _{MS}	TD	LF	THL	NOF	PHD	BSG			
M 3	0.50	18.00	3.50 x 2.70	C	6H	T100-NM100DA-M3	★	3.5	3.00	56.0	9.0	3	2.5	DIN 371			
		.709						.138	.118	2.205	.354		.098				
M 4	0.70	21.00	4.50 x 3.40	C	6H	T100-NM100DA-M4	★	4.5	4.00	63.0	12.0	3	3.3	DIN 371			
		.827						.177	.157	2.480	.472		.130				
M 5	0.80	25.00	6.00 x 4.90	C	6H	T100-NM100DA-M5	★	6.0	5.00	70.0	13.0	3	4.2	DIN 371			
		.984						.236	.197	2.756	.512		.165				
M 6	1.00	30.00	6.00 x 4.90	C	6H	T100-NM100DA-M6	★	6.0	6.00	80.0	15.0	3	5.0	DIN 371			
		1.181						.236	.236	3.150	.591		.197				
M 8	1.25	35.00	8.00 x 6.20	C	6H	T100-NM100DA-M8	★	8.0	8.00	90.0	18.0	3	6.8	DIN 371			
		1.378						.315	.315	3.543	.709		.268				
M 10	1.50	39.00	10.00 x 8.00	C	6H	T100-NM100DA-M10	★	10.0	10.00	100.0	20.0	3	8.5	DIN 371			
		1.535						.394	.394	3.937	.787		.335				

DIN 376

ULDR
SUBSTRATE

2.0
HSS-E-PM



N

										N				Dimensões, mm, pol.			
TDZ	TP	LU	CZC _{MS}	THCHT	TCTR	Código para pedido	D150	DCON _{MS}	TD	LF	THL	NOF	PHD	BSG			
M 12	1.75	83.00	9.00 x 7.00	C	6H	T100-NM101DA-M12	★	9.0	12.00	110.0	23.0	3	10.2	DIN 376			
		3.268						.354	.472	4.331	.906		.402				
M 16	2.00	68.00	12.00 x 9.00	C	6H	T100-NM101DA-M16	★	12.0	16.00	110.0	25.0	4	14.0	DIN 376			
		2.677						.472	.630	4.331	.984		.551				



C172



C157



E9



E27



E28



C154

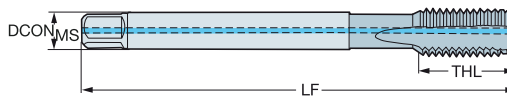
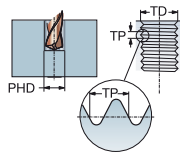
Macho de corte CoroTap™ 100 com canais retos

Perfil de rosca: Métrica fina

DIN 374

ULDR
SUBSTRATE
COATING

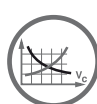
2.5
HSS-E-PM
PVD TIALN



										k					Dimensões, mm, pol.				
TDZ	TP	LU	CZC _{MS}	THCHT	TCTR	CNSC	CXSC	Código para pedido	D _{CONMS}	TD	LF	THL	NOF	BSG					
MF 10x1	1.00	67.00	7.00 x 5.50	C	6HX	1	1	T100-KM104DB-M10X100	7.0	10.00	90.0	18.0	5	DIN 374					
		2.638							.276	.394	3.543	.709							
MF 10x1.25	1.25	77.00	7.00 x 5.50	C	6HX	1	1	T100-KM104DB-M10X125	7.0	10.00	100.0	20.0	5	DIN 374					
		3.032							.276	.394	3.937	.787							
MF 12x1.25	1.25	73.00	9.00 x 7.00	C	6HX	1	1	T100-KM104DB-M12X125	9.0	12.00	100.0	21.0	5	DIN 374					
		2.874							.354	.472	3.937	.827							
MF 12x1.5	1.50	73.00	9.00 x 7.00	C	6HX	1	1	T100-KM104DB-M12X150	9.0	12.00	100.0	21.0	5	DIN 374					
		2.874							.354	.472	3.937	.827							
MF 14x1.5	1.50	71.00	11.00 x 9.00	C	6HX	1	1	T100-KM104DB-M14X150	11.0	14.00	100.0	21.0	5	DIN 374					
		2.795							.433	.551	3.937	.827							
MF 16x1.5	1.50	58.00	12.00 x 9.00	C	6HX	1	1	T100-KM104DB-M16X150	12.0	16.00	100.0	21.0	5	DIN 374					
		2.283							.472	.630	3.937	.827							
MF 18x1.5	1.50	66.00	14.00 x 11.00	C	6HX	1	1	T100-KM104DB-M18X150	14.0	18.00	110.0	24.0	5	DIN 374					
		2.598							.551	.709	4.331	.945							
MF 20x1.5	1.50	80.00	16.00 x 12.00	C	6HX	1	1	T100-KM104DB-M20X150	16.0	20.00	125.0	24.0	5	DIN 374					
		3.150							.630	.787	4.921	.945							
MF 10x1	1.00	67.00	7.00 x 5.50	E	6HX	1	1	T100-KM106DB-M10X100	7.0	10.00	90.0	18.0	5	DIN 374					
		2.638							.276	.394	3.543	.709							
MF 10x1.25	1.25	77.00	7.00 x 5.50	E	6HX	1	1	T100-KM106DB-M10X125	7.0	10.00	100.0	20.0	5	DIN 374					
		3.032							.276	.394	3.937	.787							
MF 12x1.25	1.25	73.00	9.00 x 7.00	E	6HX	1	1	T100-KM106DB-M12X125	9.0	12.00	100.0	21.0	5	DIN 374					
		2.874							.354	.472	3.937	.827							
MF 12x1.5	1.50	73.00	9.00 x 7.00	E	6HX	1	1	T100-KM106DB-M12X150	9.0	12.00	100.0	21.0	5	DIN 374					
		2.874							.354	.472	3.937	.827							
MF 14x1.5	1.50	71.00	11.00 x 9.00	E	6HX	1	1	T100-KM106DB-M14X150	11.0	14.00	100.0	21.0	5	DIN 374					
		2.795							.433	.551	3.937	.827							
MF 16x1.5	1.50	58.00	12.00 x 9.00	E	6HX	1	1	T100-KM106DB-M16X150	12.0	16.00	100.0	21.0	5	DIN 374					
		2.283							.472	.630	3.937	.827							
MF 18x1.5	1.50	66.00	14.00 x 11.00	E	6HX	1	1	T100-KM106DB-M18X150	14.0	18.00	110.0	24.0	5	DIN 374					
		2.598							.551	.709	4.331	.945							
MF 20x1.5	1.50	80.00	16.00 x 12.00	E	6HX	1	1	T100-KM106DB-M20X150	16.0	20.00	125.0	24.0	5	DIN 374					
		3.150							.630	.787	4.921	.945							
MF 10x1	1.00	67.00	7.00 x 5.50	C	6HX	1	2	T100-KM108DB-M10X100	7.0	10.00	90.0	18.0	5	DIN 374					
		2.638							.276	.394	3.543	.709							
MF 10x1.25	1.25	77.00	7.00 x 5.50	C	6HX	1	2	T100-KM108DB-M10X125	7.0	10.00	100.0	20.0	5	DIN 374					
		3.032							.276	.394	3.937	.787							
MF 12x1.25	1.25	73.00	9.00 x 7.00	C	6HX	1	2	T100-KM108DB-M12X125	9.0	12.00	100.0	21.0	5	DIN 374					
		2.874							.354	.472	3.937	.827							
MF 12x1.5	1.50	73.00	9.00 x 7.00	C	6HX	1	2	T100-KM108DB-M12X150	9.0	12.00	100.0	21.0	5	DIN 374					
		2.874							.354	.472	3.937	.827							
MF 14x1.5	1.50	71.00	11.00 x 9.00	C	6HX	1	2	T100-KM108DB-M14X150	11.0	14.00	100.0	21.0	5	DIN 374					
		2.795							.433	.551	3.937	.827							
MF 16x1.5	1.50	58.00	12.00 x 9.00	C	6HX	1	2	T100-KM108DB-M16X150	12.0	16.00	100.0	21.0	5	DIN 374					
		2.283							.472	.630	3.937	.827							
MF 18x1.5	1.50	66.00	14.00 x 11.00	C	6HX	1	2	T100-KM108DB-M18X150	14.0	18.00	110.0	24.0	5	DIN 374					
		2.598							.551	.709	4.331	.945							
MF 20x1.5	1.50	80.00	16.00 x 12.00	C	6HX	1	2	T100-KM108DB-M20X150	16.0	20.00	125.0	24.0	5	DIN 374					
		3.150							.630	.787	4.921	.945							

CXSC 1 = saída de refrigeração concêntrica axial

CXSC 2 = saída de refrigeração radial



C172



C157



E9



E27



E28



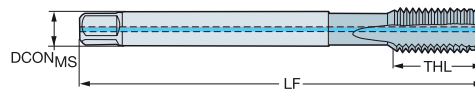
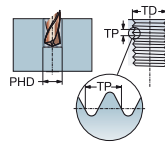
C154

Macho de corte CoroTap™ 100 com canais retos

Perfil de rosca: Métrica fina

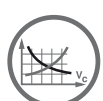
DIN 374

ULDR 2.5
SUBSTRATE HM
COATING PVD TIALN



								Dimensões, mm, pol.						
TDZ	TP	LU	CZC _{MS}	THCHT	TCTR	CNSC	CXSC	Código para pedido	DCON _{MS}	TD	LF	THL	NOF	BSG
MF 8x1	1.00	67.00	6.00 x 4.90	C	6HX	1	1	T120M8X1.0	6.0	8.00	90.0	12.0	4	DIN 374
		2.638							.236	.315	3.543	.472		
MF 10x1	1.00	67.00	7.00 x 5.50	C	6HX	1	1	T120M10X1.0	7.0	10.00	90.0	14.0	4	DIN 374
		2.638							.276	.394	3.543	.551		
MF 12x1.5	1.50	73.00	9.00 x 7.00	C	6HX	1	1	T120M12X1.5	9.0	12.00	100.0	20.0	4	DIN 374
		2.874							.354	.472	3.937	.787		
MF 14x1.5	1.50	71.00	11.00 x 9.00	C	6HX	1	1	T120M14X1.5	11.0	14.00	100.0	21.0	4	DIN 374
		2.795							.433	.551	3.937	.827		

CXSC 1 = saída de refrigeração concêntrica axial



C172



C157



E9



E28



C154




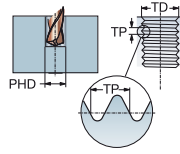
Macho de corte CoroTap™ 100 com canais retos

Perfil de rosca: Métrica fina

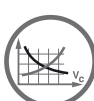
DIN 374

ULDR
SUBSTRATE
COATING

2.5
HSS-E-PM
PVD TIALN



							k							Dimensões, mm, pol.	
TDZ	TP	LU	CZC _{MS}	THCHT	TCTR	Código para pedido	D _{CON}	TD	LF	THL	NOF	PHD	BSG		
MF 10x1	1.00	67.00	7.00 x 5.50	C	6HX	T100-KM100DB-M10X100	7.0	10.00	90.0	18.0	5	9.0	DIN 374		
		2.638					.276	.394	3.543	.709		.354			
MF 10x1.25	1.25	77.00	7.00 x 5.50	C	6HX	T100-KM100DB-M10X125	7.0	10.00	100.0	20.0	5	8.8	DIN 374		
		3.032					.276	.394	3.937	.787		.346			
MF 12x1.25	1.25	73.00	9.00 x 7.00	C	6HX	T100-KM100DB-M12X125	9.0	12.00	100.0	21.0	5	10.8	DIN 374		
		2.874					.354	.472	3.937	.827		.423			
MF 12x1.5	1.50	73.00	9.00 x 7.00	C	6HX	T100-KM100DB-M12X150	9.0	12.00	100.0	21.0	5	10.5	DIN 374		
		2.874					.354	.472	3.937	.827		.413			
MF 14x1.5	1.50	71.00	11.00 x 9.00	C	6HX	T100-KM100DB-M14X150	11.0	14.00	100.0	21.0	5	12.5	DIN 374		
		2.795					.433	.551	3.937	.827		.492			
MF 16x1.5	1.50	58.00	12.00 x 9.00	C	6HX	T100-KM100DB-M16X150	12.0	16.00	100.0	21.0	5	14.5	DIN 374		
		2.283					.472	.630	3.937	.827		.571			
MF 18x1.5	1.50	66.00	14.00 x 11.00	C	6HX	T100-KM100DB-M18X150	14.0	18.00	110.0	24.0	5	16.5	DIN 374		
		2.598					.551	.709	4.331	.945		.650			
MF 20x1.5	1.50	80.00	16.00 x 12.00	C	6HX	T100-KM100DB-M20X150	16.0	20.00	125.0	24.0	5	18.5	DIN 374		
		3.150					.630	.787	4.921	.945		.728			
MF 10x1	1.00	67.00	7.00 x 5.50	E	6HX	T100-KM102DB-M10X100	7.0	10.00	90.0	18.0	5	9.0	DIN 374		
		2.638					.276	.394	3.543	.709		.354			
MF 10x1.25	1.25	77.00	7.00 x 5.50	E	6HX	T100-KM102DB-M10X125	7.0	10.00	100.0	20.0	5	8.8	DIN 374		
		3.032					.276	.394	3.937	.787		.346			
MF 12x1.25	1.25	73.00	9.00 x 7.00	E	6HX	T100-KM102DB-M12X125	9.0	12.00	100.0	21.0	5	10.8	DIN 374		
		2.874					.354	.472	3.937	.827		.423			
MF 12x1.5	1.50	73.00	9.00 x 7.00	E	6HX	T100-KM102DB-M12X150	9.0	12.00	100.0	21.0	5	10.5	DIN 374		
		2.874					.354	.472	3.937	.827		.413			
MF 14x1.5	1.50	71.00	11.00 x 9.00	E	6HX	T100-KM102DB-M14X150	11.0	14.00	100.0	21.0	5	12.5	DIN 374		
		2.795					.433	.551	3.937	.827		.492			
MF 16x1.5	1.50	58.00	12.00 x 9.00	E	6HX	T100-KM102DB-M16X150	12.0	16.00	100.0	21.0	5	14.5	DIN 374		
		2.283					.472	.630	3.937	.827		.571			
MF 18x1.5	1.50	66.00	14.00 x 11.00	E	6HX	T100-KM102DB-M18X150	14.0	18.00	110.0	24.0	5	16.5	DIN 374		
		2.598					.551	.709	4.331	.945		.650			
MF 20x1.5	1.50	80.00	16.00 x 12.00	E	6HX	T100-KM102DB-M20X150	16.0	20.00	125.0	24.0	5	18.5	DIN 374		
		3.150					.630	.787	4.921	.945		.728			



C172



C157



E9



E27



C154

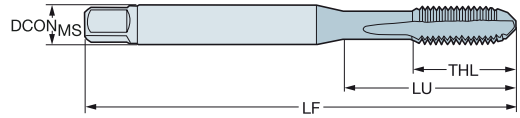
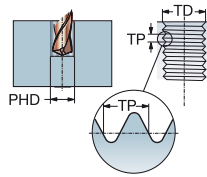
Macho de corte CoroTap™ 100 com canais retos

Perfil de rosca: Métrica fina

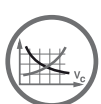
DIN 374/ANSI

ULDR
SUBSTRATE
COATING

2.5
HSS-E-PM
PVD TiAlN



						K Dimensões, mm, pol.									
TDZ	TP	LU	CZC _{MS}	THCHT	TCTR	Código para pedido	1210	DCON _{MS}	TD	LF	THL	NOF	PHD	BSG	
MF 10x1	1.00	38.00	.361 x .286	C	6HX	T100-KM100AB-M10X100	★	9.7	10.00	90.0	20.6	5	9.0	DIN 374/ANSI	
		1.496						.381	.394	3.543	.811		.354		
MF 12x1.25	1.25	71.90	.367 x .275	C	6HX	T100-KM101AB-M12X125	★	9.3	12.00	100.0	23.0	5	10.8	DIN 374/ANSI	
		2.831						.367	.472	3.937	.906		.423		
MF 12x1.5	1.50	71.90	.367 x .275	C	6HX	T100-KM101AB-M12X150	★	9.3	12.00	100.0	23.0	5	10.5	DIN 374/ANSI	
		2.831						.367	.472	3.937	.906		.413		
MF 14x1.5	1.50	70.30	.429 x .322	C	6HX	T100-KM101AB-M14X150	★	10.9	14.00	100.0	23.0	5	12.5	DIN 374/ANSI	
		2.768						.429	.551	3.937	.906		.492		



C172



C157



E9



E27



C154




Macho de corte CoroTap™ 100 com canais retos

Perfil de rosca: Métrica fina

DIN 374/ANSI

ULDR 2.5
 SUBSTRATE HSS-E-PM
 COATING PVD TIALN



											Dimensões, mm, pol.				
TDZ	TP	LU	CZC _{MIS}	THCHT	TCTR	CNSC	CXSC	Código para pedido	ISO	DCON _{MIS}	TD	LF	THL	NOF	BSG
MF 10x1.25	1.25	38.00	.381 x .286	C	6HX	1	1	T100-KM104AB-M10X125	★	9.7	10.00	100.0	20.6	5	DIN 374/ANSI
		1.496								.381	.394	3.937	.811		
MF 14x1.5	1.50	70.30	.429 x .322	C	6HX	1	1	T100-KM105AB-M14X150	★	10.9	14.00	100.0	23.0	5	DIN 374/ANSI
		2.768								.429	.551	3.937	.906		
MF 10x1.25	1.25	38.00	.381 x .286	C	6HX	1	2	T100-KM108AB-M10X125	★	9.7	10.00	100.0	20.6	5	DIN 374/ANSI
		1.496								.381	.394	3.937	.811		
MF 12x1.5	1.50	71.90	.367 x .275	C	6HX	1	2	T100-KM109AB-M12X150	★	9.3	12.00	100.0	23.0	5	DIN 374/ANSI
		2.831								.367	.472	3.937	.906		
MF 14x1.5	1.50	70.30	.429 x .322	C	6HX	1	2	T100-KM109AB-M14X150	★	10.9	14.00	100.0	23.0	5	DIN 374/ANSI
		2.768								.429	.551	3.937	.906		

CXSC 1 = saída de refrigeração concêntrica axial
 CXSC 2 = saída de refrigeração radial

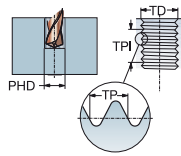


Macho de corte CoroTap™ 100 com canais retos

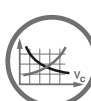
Perfil de rosca: UNC

DIN 2184-1/ANSI

ULDR
SUBSTRATE HSS-E-PM
COATING PVD TIALN



											Dimensões, mm, pol.			
TDZ	TPI	LU	CZC _{MS}	THCHT	TCTR	Código para pedido	D ₁₀	DCON _{MS}	TD	LF	THL	NOF	PHD	BSG
UNC 1/4-20	20.00	25.00 .984	.255 x .191	C	2BX	T100-KM100AE-1/4	★	6.5 .255	6.35 .250	80.0 3.150	15.6 .614	5	5.1	DIN 2184-1/ANSI
UNC 5/16-18	18.00	33.50 1.319	.318 x .238	C	2BX	T100-KM100AE-5/16	★	8.1 .318	7.94 .313	90.0 3.543	18.7 .736	5	6.6	DIN 2184-1/ANSI
UNC 3/8-16	16.00	38.00 1.496	.381 x .286	C	2BX	T100-KM100AE-3/8	★	9.7 .381	9.53 .375	100.0 3.937	20.6 .811	5	8.0	DIN 2184-1/ANSI
UNC 7/16-14	14.00	72.70 2.862	.323 x .242	C	2BX	T100-KM101AE-7/16	★	8.2 .323	11.11 .438	100.0 3.937	20.0 .787	5	9.4	DIN 2184-1/ANSI
UNC 1/2-13	13.00	81.90 3.224	.367 x .275	C	2BX	T100-KM101AE-1/2	★	9.3 .367	12.70 .500	110.0 4.331	23.0 .906	5	10.8	DIN 2184-1/ANSI
UNC 5/8-11	11.00	65.70 2.587	.480 x .360	C	2BX	T100-KM101AE-5/8	★	12.2 .480	15.88 .625	110.0 4.331	23.0 .906	5	13.5	DIN 2184-1/ANSI
UNC 3/4-10	10.00	77.50 3.051	.590 x .442	C	2BX	T100-KM101AE-3/4	★	15.0 .590	19.05 .750	125.0 4.921	30.0 1.181	5	16.5	DIN 2184-1/ANSI
UNC 7/8-9	9.00	90.95 3.581	.697 x .523	C	2BX	T100-KM101AE-7/8	★	17.7 .697	22.23 .875	140.0 5.512	34.0 1.339	5	19.5	DIN 2184-1/ANSI
UNC 1/4-20	20.00	25.00 .984	.255 x .191	E	2BX	T100-KM102AE-1/4	★	6.5 .255	6.35 .250	80.0 3.150	15.6 .614	5	5.1	DIN 2184-1/ANSI
UNC 5/16-18	18.00	33.50 1.319	.318 x .238	E	2BX	T100-KM102AE-5/16	★	8.1 .318	7.94 .313	90.0 3.543	18.7 .736	5	6.6	DIN 2184-1/ANSI
UNC 3/8-16	16.00	38.00 1.496	.381 x .286	E	2BX	T100-KM102AE-3/8	★	9.7 .381	9.53 .375	100.0 3.937	20.6 .811	5	8.0	DIN 2184-1/ANSI
UNC 1/2-13	13.00	81.90 3.224	.367 x .275	E	2BX	T100-KM103AE-1/2	★	9.3 .367	12.70 .500	110.0 4.331	23.0 .906	5	10.8	DIN 2184-1/ANSI
UNC 5/8-11	11.00	65.70 2.587	.480 x .360	E	2BX	T100-KM103AE-5/8	★	12.2 .480	15.88 .625	110.0 4.331	23.0 .906	5	13.5	DIN 2184-1/ANSI
UNC 3/4-10	10.00	77.50 3.051	.590 x .442	E	2BX	T100-KM103AE-3/4	★	15.0 .590	19.05 .750	125.0 4.921	30.0 1.181	5	16.5	DIN 2184-1/ANSI
UNC 7/8-9	9.00	90.95 3.581	.697 x .523	E	2BX	T100-KM103AE-7/8	★	17.7 .697	22.23 .875	140.0 5.512	34.0 1.339	5	19.5	DIN 2184-1/ANSI



C172



C157



E9



E27



C154



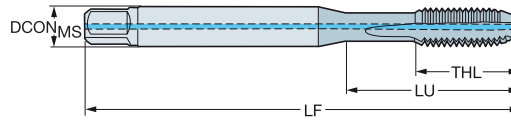
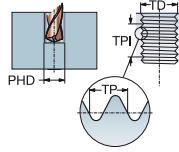
Macho de corte CoroTap™ 100 com canais retos

Perfil de rosca: UNC

DIN 2184-1/ANSI, DIN 376/ANSI

ULDR
SUBSTRATE
COATING

2.5
HSS-E-PM
PVD TIALN



										k						Dimensões, mm, pol.					
TDZ	TPI	LU	CZC _{MS}	THCHT	TCTR	CNSC	CXSC	Código para pedido	ISO	DCON _{MS}	TD	LF	THL	NOF	BSG						
UNC 1/4-20	20.00	25.00 .984	.255 x .191	C	2BX	1	1	T100-KM104AE-1/4	★	6.5 .255	6.35 .250	80.0 3.150	15.6 .614	5	DIN 2184-1/ANSI						
UNC 5/16-18	18.00	33.50 1.319	.318 x .238	C	2BX	1	1	T100-KM104AE-5/16	★	8.1 .318	7.94 .313	90.0 3.543	18.7 .736	5	DIN 2184-1/ANSI						
UNC 3/8-16	16.00	38.00 1.496	.381 x .286	C	2BX	1	1	T100-KM104AE-3/8	★	9.7 .381	9.53 .375	100.0 3.937	20.6 .811	5	DIN 2184-1/ANSI						
UNC 7/16-14	14.00	72.70 2.862	.323 x .242	C	2BX	1	1	T100-KM105AE-7/16	★	8.2 .323	11.11 .438	100.0 3.937	20.0 .787	5	DIN 376/ANSI						
UNC 1/2-13	13.00	81.90 3.224	.367 x .275	C	2BX	1	1	T100-KM105AE-1/2	★	9.3 .367	12.70 .500	110.0 4.331	23.0 .906	5	DIN 2184-1/ANSI						
UNC 1/4-20	20.00	25.00 .984	.255 x .191	E	2BX	1	1	T100-KM106AE-1/4	★	6.5 .255	6.35 .250	80.0 3.150	15.6 .614	5	DIN 2184-1/ANSI						
UNC 5/16-18	18.00	33.50 1.319	.318 x .238	E	2BX	1	1	T100-KM106AE-5/16	★	8.1 .318	7.94 .313	90.0 3.543	18.7 .736	5	DIN 2184-1/ANSI						
UNC 3/8-16	16.00	38.00 1.496	.381 x .286	E	2BX	1	1	T100-KM106AE-3/8	★	9.7 .381	9.53 .375	100.0 3.937	20.6 .811	5	DIN 2184-1/ANSI						
UNC 1/2-13	13.00	81.90 3.224	.367 x .275	E	2BX	1	1	T100-KM107AE-1/2	★	9.3 .367	12.70 .500	110.0 4.331	23.0 .906	5	DIN 2184-1/ANSI						
UNC 1/4-20	20.00	25.00 .984	.255 x .191	C	2BX	1	2	T100-KM108AE-1/4	★	6.5 .255	6.35 .250	80.0 3.150	15.6 .614	5	DIN 2184-1/ANSI						
UNC 5/16-18	18.00	33.50 1.319	.318 x .238	C	2BX	1	2	T100-KM108AE-5/16	★	8.1 .318	7.94 .313	90.0 3.543	18.7 .736	5	DIN 2184-1/ANSI						
UNC 3/8-16	16.00	38.00 1.496	.381 x .286	C	2BX	1	2	T100-KM108AE-3/8	★	9.7 .381	9.53 .375	100.0 3.937	20.6 .811	5	DIN 2184-1/ANSI						
UNC 7/16-14	14.00	72.70 2.862	.323 x .242	C	2BX	1	2	T100-KM109AE-7/16	★	8.2 .323	11.11 .438	100.0 3.937	20.0 .787	5	DIN 2184-1/ANSI						
UNC 1/2-13	13.00	81.90 3.224	.367 x .275	C	2BX	1	2	T100-KM109AE-1/2	★	9.3 .367	12.70 .500	110.0 4.331	23.0 .906	5	DIN 2184-1/ANSI						

CXSC 1 = saída de refrigeração concêntrica axial
CXSC 2 = saída de refrigeração radial


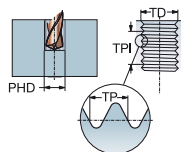


Macho de corte CoroTap™ 100 com canais retos

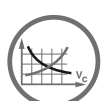
Perfil de rosca: UNF

DIN 2184-1/ANSI

ULDR
SUBSTRATE HSS-E-PM
COATING PVD TIALN



							K Dimensões, mm, pol.							
TDZ	TPI	LU	CZC _{MS}	THCHT	TCTR	Código para pedido	D210	DCON _{MS}	TD	LF	THL	NOF	PHD	BSG
UNF 1/4-28	28.00	25.00 .984	.255 x .191	C	2BX	T100-KM100AF-1/4	★	6.5 .255	6.35 .250	80.0 3.150	15.6 .614	5	5.5	DIN 2184-1/ANSI
UNF 5/16-24	24.00	33.50 1.319	.318 x .238	C	2BX	T100-KM100AF-5/16	★	8.1 .318	7.94 .313	90.0 3.543	18.7 .736	5	6.9	DIN 2184-1/ANSI
UNF 3/8-24	24.00	38.00 1.496	.381 x .286	C	2BX	T100-KM100AF-3/8	★	9.7 .381	9.53 .375	90.0 3.543	20.6 .811	5	8.5	DIN 2184-1/ANSI
UNF 7/16-20	20.00	72.70 2.862	.323 x .242	C	2BX	T100-KM101AF-7/16	★	8.2 .323	11.11 .438	100.0 3.937	20.0 .787	5	9.9	DIN 2184-1/ANSI
UNF 1/2-20	20.00	71.90 2.831	.367 x .275	C	2BX	T100-KM101AF-1/2	★	9.3 .367	12.70 .500	100.0 3.937	23.0 .906	5	11.5	DIN 2184-1/ANSI
UNF 3/4-16	16.00	62.50 2.461	.590 x .442	C	2BX	T100-KM101AF-3/4	★	15.0 .590	19.05 .750	110.0 4.331	25.0 .984	5	17.5	DIN 2184-1/ANSI
UNF 1/4-28	28.00	25.00 .984	.255 x .191	E	2BX	T100-KM102AF-1/4	★	6.5 .255	6.35 .250	80.0 3.150	15.6 .614	5	5.5	DIN 2184-1/ANSI
UNF 3/8-24	24.00	38.00 1.496	.381 x .286	E	2BX	T100-KM102AF-3/8	★	9.7 .381	9.53 .375	90.0 3.543	20.6 .811	5	8.5	DIN 2184-1/ANSI
UNF 7/16-20	20.00	72.70 2.862	.323 x .242	E	2BX	T100-KM103AF-7/16	★	8.2 .323	11.11 .438	100.0 3.937	20.0 .787	5	9.9	DIN 2184-1/ANSI
UNF 1/2-20	20.00	71.90 2.831	.367 x .275	E	2BX	T100-KM103AF-1/2	★	9.3 .367	12.70 .500	100.0 3.937	23.0 .906	5	11.5	DIN 2184-1/ANSI
UNF 5/8-18	18.00	55.70 2.193	.480 x .360	E	2BX	T100-KM103AF-5/8	★	12.2 .480	15.88 .625	100.0 3.937	23.0 .906	5	14.5	DIN 2184-1/ANSI
UNF 3/4-16	16.00	62.50 2.461	.590 x .442	E	2BX	T100-KM103AF-3/4	★	15.0 .590	19.05 .750	110.0 4.331	25.0 .984	5	17.5	DIN 2184-1/ANSI
UNF 7/8-14	14.00	75.95 2.990	.697 x .523	E	2BX	T100-KM103AF-7/8	★	17.7 .697	22.23 .875	125.0 4.921	25.0 .984	5	20.4	DIN 2184-1/ANSI



C172



C157



E9



E27



C154



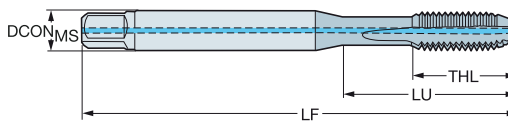
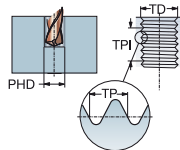
Macho de corte CoroTap™ 100 com canais retos

Perfil de rosca: UNF

DIN 2184-1/ANSI

ULDR
SUBSTRATE
COATING

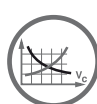
2.5
HSS-E-PM
PVD TIALN



											Dimensões, mm, pol.				
TDZ	TPI	LU	CZC _{MIS}	THCHT	TCTR	CNSC	CXSC	Código para pedido	ISO	DCON _{MIS}	TD	LF	THL	NOF	BSG
UNF 1/4-28	28.00	25.00 .984	.255 x .191	C	2BX	1	1	T100-KM104AF-1/4	★	6.5 .255	6.35 .250	80.0 3.150	15.6 .614	5	DIN 2184-1/ANSI
UNF 5/16-24	24.00	33.50 1.319	.318 x .238	C	2BX	1	1	T100-KM104AF-5/16	★	8.1 .318	7.94 .313	90.0 3.543	18.7 .736	5	DIN 2184-1/ANSI
UNF 3/8-24	24.00	38.00 1.496	.381 x .286	C	2BX	1	1	T100-KM104AF-3/8	★	9.7 .381	9.53 .375	90.0 3.543	20.6 .811	5	DIN 2184-1/ANSI
UNF 7/16-20	20.00	72.70 2.862	.323 x .242	C	2BX	1	1	T100-KM105AF-7/16	★	8.2 .323	11.11 .438	100.0 3.937	20.0 .787	5	DIN 2184-1/ANSI
UNF 1/2-20	20.00	71.90 2.831	.367 x .275	C	2BX	1	1	T100-KM105AF-1/2	★	9.3 .367	12.70 .500	100.0 3.937	23.0 .906	5	DIN 2184-1/ANSI
UNF 1/4-28	28.00	25.00 .984	.255 x .191	E	2BX	1	1	T100-KM106AF-1/4	★	6.5 .255	6.35 .250	80.0 3.150	15.6 .614	5	DIN 2184-1/ANSI
UNF 5/16-24	24.00	33.50 1.319	.318 x .238	E	2BX	1	1	T100-KM106AF-5/16	★	8.1 .318	7.94 .313	90.0 3.543	18.7 .736	5	DIN 2184-1/ANSI
UNF 3/8-24	24.00	38.00 1.496	.381 x .286	E	2BX	1	1	T100-KM106AF-3/8	★	9.7 .381	9.53 .375	90.0 3.543	20.6 .811	5	DIN 2184-1/ANSI
UNF 7/16-20	20.00	72.70 2.862	.323 x .242	E	2BX	1	1	T100-KM107AF-7/16	★	8.2 .323	11.11 .438	100.0 3.937	20.0 .787	5	DIN 2184-1/ANSI
UNF 1/2-20	20.00	71.90 2.831	.367 x .275	E	2BX	1	1	T100-KM107AF-1/2	★	9.3 .367	12.70 .500	100.0 3.937	23.0 .906	5	DIN 2184-1/ANSI
UNF 1/4-28	28.00	25.00 .984	.255 x .191	C	2BX	1	2	T100-KM108AF-1/4	★	6.5 .255	6.35 .250	80.0 3.150	15.6 .614	5	DIN 2184-1/ANSI
UNF 5/16-24	24.00	33.50 1.319	.318 x .238	C	2BX	1	2	T100-KM108AF-5/16	★	8.1 .318	7.94 .313	90.0 3.543	18.7 .736	5	DIN 2184-1/ANSI
UNF 3/8-24	24.00	38.00 1.496	.381 x .286	C	2BX	1	2	T100-KM108AF-3/8	★	9.7 .381	9.53 .375	90.0 3.543	20.6 .811	5	DIN 2184-1/ANSI
UNF 7/16-20	20.00	72.70 2.862	.323 x .242	C	2BX	1	2	T100-KM109AF-7/16	★	8.2 .323	11.11 .438	100.0 3.937	20.0 .787	5	DIN 2184-1/ANSI
UNF 1/2-20	20.00	71.90 2.831	.367 x .275	C	2BX	1	2	T100-KM109AF-1/2	★	9.3 .367	12.70 .500	100.0 3.937	23.0 .906	5	DIN 2184-1/ANSI

CXSC 1 = saída de refrigeração concêntrica axial

CXSC 2 = saída de refrigeração radial



C172



C157



E9



E27



E28



C154

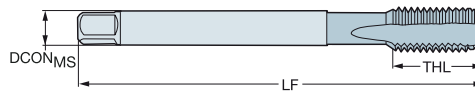
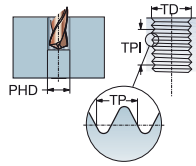
Macho de corte CoroTap™ 100 com canais retos

Perfil de rosca: G

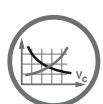
DIN 5156

ULDR
SUBSTRATE
COATING

2.0
HSS-E
PVD FEN



						Dimensões, mm, pol.						
TDZ	TPI	LU	CZC _{MS}	THGHT	TCTR	Código para pedido	DCON _{MS}	TD	LF	THL	NOF	BSG
G 1/8-28	28.00	67.00	7.00 x 5.50	C	NORMAL	E4161/8	7.0	9.73	90.0	20.0	4	DIN 5156
		2.638					.276	.383	3.543	.787		
G 1/4-19	19.00	71.00	11.00 x 9.00	C	NORMAL	E4161/4	11.0	13.16	100.0	21.0	4	DIN 5156
		2.795					.433	.518	3.937	.827		
G 3/8-19	19.00	58.00	12.00 x 9.00	C	NORMAL	E4163/8	12.0	16.66	100.0	21.0	5	DIN 5156
		2.283					.472	.656	3.937	.827		
G 1/2-14	14.00	80.00	16.00 x 12.00	C	NORMAL	E4161/2	16.0	20.96	125.0	24.0	5	DIN 5156
		3.150					.630	.825	4.921	.945		
G 3/4-14	14.00	77.00	20.00 x 16.00	C	NORMAL	E4163/4	20.0	26.44	140.0	28.0	6	DIN 5156
		3.032					.787	1.041	5.512	1.102		
G 1"-11	11.00	93.00	25.00 x 20.00	C	NORMAL	E4161	25.0	33.25	160.0	30.0	6	DIN 5156
		3.661					.984	1.309	6.299	1.181		



C172



C157



E9



C154



CoroTap™ 200

Aplicações

- Somente para furos passantes
- Disponível para muitos formatos de rosca e normas
- Até 3xD dependendo dos materiais



Características e benefícios

- Chanfro B (3,5-5 fios) para processo altamente seguro
- Tratamento da aresta para força axial e torque reduzidos faz com que a ferramenta trabalhe de forma mais suave, reduz o risco de lascamento da aresta de corte, além de melhorar o acabamento superficial, a vida útil da ferramenta e a formação de cavacos
- Machos de aço rápido sinterizado para maior resistência ao desgaste e vida útil mais longa da ferramenta
- Diferentes coberturas e classes estão disponíveis

- Machos com retificação da ponta helicoidal
- Empurram os cavacos para frente
- Usados para furos passantes



www.sandvik.coromant.com/corotap200



CoroChuck™ 970, consulte nosso catálogo de ferramentas rotativas.


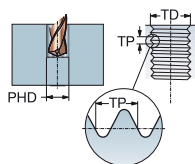
Macho de corte CoroTap™ 200 com ponta helicoidal

Perfil de rosca: Métrico

C-DIN371, DIN 371, DIN 376

ULDR
SUBSTRATE
COATING

2.5
HSS-E-PM
PVD TiAlN



30-48 HRC

							Dimensões, mm, pol.						
TDZ	TP	LU	CZC _{MS}	THGHT	TCTR	Código para pedido	DCON _{MS}	TD	LF	THL	NOF	BSG	
M 3	0.50	12.00	4.50 x 3.40	B	6H	E324M3	4.5	3.00	63.0	12.0	3	C-DIN 371	
	.472						.177	.118	2.480	.472			
M 4	0.70	13.00	6.00 x 4.90	B	6H	E324M4	6.0	4.00	70.0	13.0	3	C-DIN 371	
	.512						.236	.157	2.756	.512			
M 5	0.80	15.00	6.00 x 4.90	B	6H	E324M5	6.0	5.00	80.0	15.0	3	C-DIN 371	
	.591						.236	.197	3.150	.591			
M 6	1.00	18.00	8.00 x 6.20	B	6H	E324M6	8.0	6.00	90.0	18.0	3	C-DIN 371	
	.709						.315	.236	3.543	.709			
M 8	1.25	20.00	10.00 x 8.00	B	6H	E324M8	10.0	8.00	100.0	20.0	3	C-DIN 371	
	.787						.394	.315	3.937	.787			
M 10	1.50	39.00	10.00 x 8.00	B	6H	E324M10	10.0	10.00	100.0	20.0	3	DIN 371	
	1.535						.394	.394	3.937	.787			
M 12	1.75	83.00	9.00 x 7.00	B	6H	E326M12	9.0	12.00	110.0	23.0	4	DIN 376	
	3.268						.354	.472	4.331	.906			
M 14	2.00	81.00	11.00 x 9.00	B	6H	E326M14	11.0	14.00	110.0	25.0	4	DIN 376	
	3.189						.433	.551	4.331	.984			
M 16	2.00	68.00	12.00 x 9.00	B	6H	E326M16	12.0	16.00	110.0	25.0	4	DIN 376	
	2.677						.472	.630	4.331	.984			
M 18	2.50	81.00	14.00 x 11.00	B	6H	E326M18	14.0	18.00	125.0	30.0	4	DIN 376	
	3.189						.551	.709	4.921	1.181			
M 20	2.50	95.00	16.00 x 12.00	B	6H	E326M20	16.0	20.00	140.0	30.0	4	DIN 376	
	3.740						.630	.787	5.512	1.181			



C174



C157



E9



C154



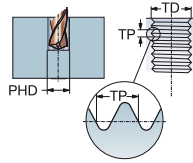
Macho de corte CoroTap™ 200 com ponta helicoidal

Perfil de rosca: Métrico

C-DIN/ANSI, DIN/ANSI

ULDR
SUBSTRATE
COATING

2.5
HSS-E-PM
PVD TiAlN



							Dimensões, mm, pol.					
TDZ	TP	LU	CZC _{MS}	THCHT	TCTR	Código para pedido	DCON _{MS}	TD	LF	THL	NOF	BSG
M 3	0.50	13.00	.168 x .131	B	6H	E854M3	4.3	3.00	63.0	14.7	3	C-DIN/ANSI
		.512					.168	.118	2.480	.579		
M 4	0.70	15.10	.194 x .152	B	6H	E854M4	4.9	4.00	70.0	15.1	3	C-DIN/ANSI
		.594					.194	.157	2.756	.594		
M 5	0.80	17.00	.255 x .191	B	6H	E854M5	6.5	5.00	80.0	17.0	3	C-DIN/ANSI
		.669					.255	.197	3.150	.669		
M 6	1.00	20.20	.318 x .238	B	6H	E854M6	8.1	6.00	90.0	20.2	3	C-DIN/ANSI
		.795					.318	.236	3.543	.795		
M 8	1.25	20.00	.381 x .286	B	6H	E854M8	9.7	8.00	100.0	22.8	3	C-DIN/ANSI
		.787					.381	.315	3.937	.898		
M 10	1.50	37.80	.381 x .286	B	6H	E854M10	9.7	10.00	100.0	20.0	3	C-DIN/ANSI
		1.488					.381	.394	3.937	.787		
M 12	1.75	86.02	.367 x .275	B	6H	E854M12	9.3	12.00	110.0	23.0	4	DIN/ANSI
		3.386					.367	.472	4.331	.906		
M 14	2.00	84.82	.429 x .322	B	6H	E854M14	10.9	14.00	110.0	23.0	4	DIN/ANSI
		3.339					.429	.551	4.331	.906		
M 16	2.00	70.86	.480 x .360	B	6H	E854M16	12.2	16.00	110.0	23.0	4	DIN/ANSI
		2.790					.480	.630	4.331	.906		
M 18	2.50	84.69	.542 x .406	B	6H	E854M18	13.8	18.00	125.0	30.0	4	DIN/ANSI
		3.334					.542	.709	4.921	1.181		
M 20	2.50	97.58	.652 x .489	B	6H	E854M20	16.6	20.00	140.0	30.0	4	DIN/ANSI
		3.842					.652	.787	5.512	1.181		



C174



C157



E9



C154


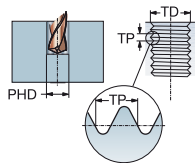
Macho de corte CoroTap™ 200 com ponta helicoidal

Perfil de rosca: Métrico

DIN 371, DIN 376

ULDR
SUBSTRATE
COATING

3.0
HSS-E-PM
PVD TiAlN



3350HB

							Dimensões, mm, pol.						
TDZ	TP	LU	CZC _{MS}	THGHT	TCTR	Código para pedido	DCON _{MS}	TD	LF	THL	NOF	BSG	
M 1	0.25	20.00	2.50 x 2.10	B	5HX	EP03PM1	2.5	1.00	40.0	5.0	2	DIN 371	
	.787						.098	.039	1.575	.197			
M 1.2	0.25	20.00	2.50 x 2.10	B	5HX	EP03PM1.2	2.5	1.20	40.0	5.0	2	DIN 371	
	.787						.098	.047	1.575	.197			
M 1.4	0.30	20.00	2.50 x 2.10	B	5HX	EP03PM1.4	2.5	1.40	40.0	6.5	2	DIN 371	
	.787						.098	.055	1.575	.256			
M 1.6	0.35	20.00	2.50 x 2.10	B	6HX	EP03PM1.6	2.5	1.60	40.0	7.0	2	DIN 371	
	.787						.098	.063	1.575	.276			
M 1.8	0.35	20.00	2.50 x 2.10	B	6HX	EP03PM1.8	2.5	1.80	40.0	7.0	2	DIN 371	
	.787						.098	.071	1.575	.276			
M 2	0.40	9.00	2.80 x 2.10	B	6HX	EP03PM2	2.8	2.00	45.0	6.0	2	DIN 371	
	.354						.110	.079	1.772	.236			
M 2.2	0.45	12.00	2.80 x 2.10	B	6HX	EP03PM2.2	2.8	2.20	45.0	7.0	2	DIN 371	
	.472						.110	.087	1.772	.276			
M 2.3	0.40	12.00	2.80 x 2.10	B	6HX	EP03PM2.3	2.8	2.30	45.0	7.0	2	DIN 371	
	.472						.110	.091	1.772	.276			
M 2.5	0.45	12.50	2.80 x 2.10	B	6HX	EP03PM2.5	2.8	2.50	50.0	8.0	2	DIN 371	
	.492						.110	.098	1.969	.315			
M 3	0.50	18.00	3.50 x 2.70	B	6HX	EP03PM3	3.5	3.00	56.0	8.9	3	DIN 371	
	.709						.138	.118	2.205	.350			
M 3.5	0.60	20.00	4.00 x 3.00	B	6HX	EP03PM3.5	4.0	3.50	56.0	10.8	3	DIN 371	
	.787						.157	.138	2.205	.425			
M 4	0.70	21.00	4.50 x 3.40	B	6HX	EP03PM4	4.5	4.00	63.0	11.7	3	DIN 371	
	.827						.177	.157	2.480	.461			
M 4	0.70	43.00	2.80 x 2.10	B	6HX	EP03PM4DIN376	2.8	4.00	63.0	12.0	3	DIN 376	
	1.693						.110	.157	2.480	.472			
M 5	0.80	25.00	6.00 x 4.90	B	6HX	EP03PM5	6.0	5.00	70.0	12.6	3	DIN 371	
	.984						.236	.197	2.756	.496			
M 5	0.80	49.00	3.50 x 2.70	B	6HX	EP03PM5DIN376	3.5	5.00	70.0	13.2	3	DIN 376	
	1.929						.138	.197	2.756	.520			
M 6	1.00	30.00	6.00 x 4.90	B	6HX	EP03PM6	6.0	6.00	80.0	14.5	3	DIN 371	
	1.181						.236	.236	3.150	.571			
M 6	1.00	59.00	4.50 x 3.40	B	6HX	EP03PM6DIN376	4.5	6.00	80.0	15.1	3	DIN 376	
	2.323						.177	.236	3.150	.594			
M 7	1.00	30.00	7.00 x 5.50	B	6HX	EP03PM7	7.0	7.00	80.0	14.5	3	DIN 371	
	1.181						.276	.276	3.150	.571			
M 8	1.25	35.00	8.00 x 6.20	B	6HX	EP03PM8	8.0	8.00	90.0	17.4	3	DIN 371	
	1.378						.315	.315	3.543	.685			
M 8	1.25	67.00	6.00 x 4.90	B	6HX	EP03PM8DIN376	6.0	8.00	90.0	18.0	3	DIN 376	
	2.638						.236	.315	3.543	.709			
M 10	1.50	39.00	10.00 x 8.00	B	6HX	EP03PM10	10.0	10.00	100.0	19.2	3	DIN 371	
	1.535						.394	.394	3.937	.756			
M 10	1.50	77.00	7.00 x 5.50	B	6HX	EP03PM10DIN376	7.0	10.00	100.0	19.8	3	DIN 376	
	3.032						.276	.394	3.937	.780			
M 12	1.75	83.00	9.00 x 7.00	B	6HX	EP03PM12	9.0	12.00	110.0	23.0	4	DIN 376	
	3.268						.354	.472	4.331	.906			
M 14	2.00	81.00	11.00 x 9.00	B	6HX	EP03PM14	11.0	14.00	110.0	25.0	4	DIN 376	
	3.189						.433	.551	4.331	.984			
M 16	2.00	68.00	12.00 x 9.00	B	6HX	EP03PM16	12.0	16.00	110.0	25.0	4	DIN 376	
	2.677						.472	.630	4.331	.984			
M 18	2.50	81.00	14.00 x 11.00	B	6HX	EP03PM18	14.0	18.00	125.0	30.0	4	DIN 376	
	3.189						.551	.709	4.921	1.181			
M 20	2.50	95.00	16.00 x 12.00	B	6HX	EP03PM20	16.0	20.00	140.0	30.0	4	DIN 376	
	3.740						.630	.787	5.512	1.181			



C174



C157



E9



C154



A

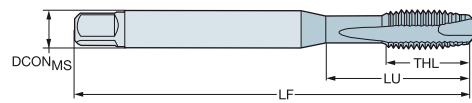
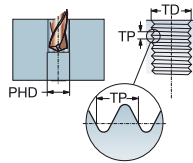
Macho de corte CoroTap™ 200 com ponta helicoidal

Perfil de rosca: Métrico

DIN 371, DIN 376

ULDR
SUBSTRATE
COATING

3.0
HSS-E-PM
PVD TIALN



B



≤350HB

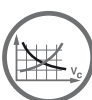
Dimensões, mm, pol.

TDZ	TP	LU	CZC _{MS}	THCHT	TCTR	Código para pedido	DCON _{MS}	TD	LF	THL	NOF	BSG
M 22	2.50	93.00	18.00 x 14.50	B	6HX	EP03PM22	18.0	22.00	140.0	34.0	4	DIN 376
		3.661					.709	.866	5.512	1.339		
M 24	3.00	113.00	18.00 x 14.50	B	6HX	EP03PM24	18.0	24.00	160.0	38.0	4	DIN 376
		4.449					.709	.945	6.299	1.496		
M 27	3.00	97.00	20.00 x 16.00	B	6HX	EP03PM27	20.0	27.00	160.0	38.0	4	DIN 376
		3.819					.787	1.063	6.299	1.496		
M 30	3.50	115.00	22.00 x 18.00	B	6HX	EP03PM30	22.0	30.00	180.0	45.0	4	DIN 376
		4.528					.866	1.181	7.087	1.772		

C

D

E



C174



C157



E9



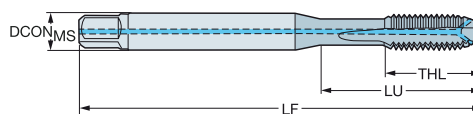
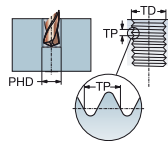
C154

Macho de corte CoroTap™ 200 com ponta helicoidal

Perfil de rosca: Métrico

DIN 371, DIN 376

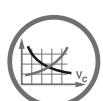
ULDR 3.0
SUBSTRATE HSS-E-PM
COATING PVD TIALN



≤350HB

								Dimensões, mm, pol.						
TDZ	TP	LU	CZC _{MS}	THCHT	TCTR	CNSC	CXSC	Código para pedido	DCON _{MS}	TD	LF	THL	NOF	BSG
M 4	0.70	21.00	4.50 x 3.40	B	6HX	1	2	EP09PM4	4.5	4.00	63.0	11.7	3	DIN 371
	.827								.177	.157	2.480	.461		
M 5	0.80	25.00	6.00 x 4.90	B	6HX	1	2	EP09PM5	6.0	5.00	70.0	12.6	3	DIN 371
	.984								.236	.197	2.756	.496		
M 6	1.00	30.00	6.00 x 4.90	B	6HX	1	2	EP09PM6	6.0	6.00	80.0	14.5	3	DIN 371
	1.181								.236	.236	3.150	.571		
M 8	1.25	35.00	8.00 x 6.20	B	6HX	1	2	EP09PM8	8.0	8.00	90.0	17.4	3	DIN 371
	1.378								.315	.315	3.543	.685		
M 10	1.50	39.00	10.00 x 8.00	B	6HX	1	2	EP09PM10	10.0	10.00	100.0	19.2	3	DIN 371
	1.535								.394	.394	3.937	.756		
M 12	1.75	83.00	9.00 x 7.00	B	6HX	1	2	EP09PM12	9.0	12.00	110.0	23.0	4	DIN 376
	3.268								.354	.472	4.331	.906		
M 14	2.00	81.00	11.00 x 9.00	B	6HX	1	2	EP09PM14	11.0	14.00	110.0	25.0	4	DIN 376
	3.189								.433	.551	4.331	.984		
M 16	2.00	68.00	12.00 x 9.00	B	6HX	1	2	EP09PM16	12.0	16.00	110.0	25.0	4	DIN 376
	2.677								.472	.630	4.331	.984		
M 18	2.50	81.00	14.00 x 11.00	B	6HX	1	2	EP09PM18	14.0	18.00	125.0	30.0	4	DIN 376
	3.189								.551	.709	4.921	1.181		
M 20	2.50	95.00	16.00 x 12.00	B	6HX	1	2	EP09PM20	16.0	20.00	140.0	30.0	4	DIN 376
	3.740								.630	.787	5.512	1.181		
M 22	2.50	93.00	18.00 x 14.50	B	6HX	1	2	EP09PM22	18.0	22.00	140.0	34.0	4	DIN 376
	3.661								.709	.866	5.512	1.339		
M 24	3.00	113.00	18.00 x 14.50	B	6HX	1	2	EP09PM24	18.0	24.00	160.0	38.0	4	DIN 376
	4.449								.709	.945	6.299	1.496		
M 30	3.50	115.00	22.00 x 18.00	B	6HX	1	2	EP09PM30	22.0	30.00	180.0	45.0	4	DIN 376
	4.528								.866	1.181	7.087	1.772		

CXSC 2 = saída de refrigeração radial



C174



C157



E9



E28



C154



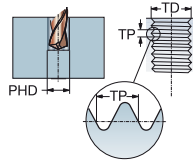
Macho de corte CoroTap™ 200 com ponta helicoidal

Perfil de rosca: Métrico

DIN/ANSI

ULDR
SUBSTRATE
COATING

3.0
HSS-E-PM
PVD TiAlN



							Dimensões, mm, pol.					
TDZ	TP	LU	CZC _{MS}	THCHT	TCTR	Código para pedido	DCON _{MS}	TD	LF	THL	NOF	BSG
M 3	0.50	17.74	.141 x .110	B	6HX	EP03PAM3	3.6	3.00	56.0	9.0	3	DIN/ANSI
		.698					.141	.118	2.205	.354		
M 4	0.70	16.58	.168 x .131	B	6HX	EP03PAM4	4.3	4.00	63.0	13.0	3	DIN/ANSI
		.653					.168	.157	2.480	.512		
M 5	0.80	21.42	.194 x .152	B	6HX	EP03PAM5	4.9	5.00	70.0	14.0	3	DIN/ANSI
		.843					.194	.197	2.756	.551		
M 6	1.00	25.59	.255 x .191	B	6HX	EP03PAM6	6.5	6.00	80.0	15.0	3	DIN/ANSI
		1.007					.255	.236	3.150	.591		
M 8	1.25	30.20	.318 x .238	B	6HX	EP03PAM8	8.1	8.00	90.0	18.0	3	DIN/ANSI
		1.189					.318	.315	3.543	.709		
M 10	1.50	32.80	.381 x .286	B	6HX	EP03PAM10	9.7	10.00	100.0	20.0	3	DIN/ANSI
		1.292					.381	.394	3.937	.787		
M 12	1.75	86.02	.367 x .275	B	6HX	EP03PAM12	9.3	12.00	110.0	23.0	4	DIN/ANSI
		3.386					.367	.472	4.331	.906		
M 14	2.00	84.82	.429 x .322	B	6HX	EP03PAM14	10.9	14.00	110.0	23.0	4	DIN/ANSI
		3.339					.429	.551	4.331	.906		
M 16	2.00	70.86	.480 x .360	B	6HX	EP03PAM16	12.2	16.00	110.0	23.0	4	DIN/ANSI
		2.790					.480	.630	4.331	.906		
M 18	2.50	84.69	.542 x .406	B	6HX	EP03PAM18	13.8	18.00	125.0	30.0	4	DIN/ANSI
		3.334					.542	.709	4.921	1.181		
M 20	2.50	97.58	.652 x .489	B	6HX	EP03PAM20	16.6	20.00	140.0	30.0	4	DIN/ANSI
		3.842					.652	.787	5.512	1.181		
M 24	3.00	101.60	.760 x .570	B	6HX	EP03PAM24	19.3	24.00	160.0	36.0	4	DIN/ANSI
		4.000					.760	.945	6.299	1.417		



C174



C157



E9



C154

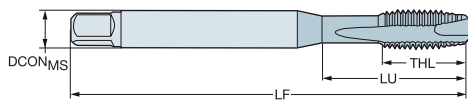
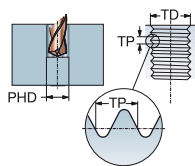
Macho de corte CoroTap™ 200 com ponta helicoidal

Perfil de rosca: Métrico

DIN 371, DIN 376

ULDR
SUBSTRATE
COATING

2.5
HSS-E
PVD FEN



M

							Dimensões, mm, pol.					
TDZ	TP	LU	CZC _{MS}	THCHT	TCTR	Código para pedido	DCON _{MS}	TD	LF	THL	NOF	BSG
M 3	0.50	18.00	3.50 x 2.70	B	6H	E344M3	3.5	3.00	56.0	8.9	3	DIN 371
	.709						.138	.118	2.205	.350		
M 4	0.70	21.00	4.50 x 3.40	B	6H	E344M4	4.5	4.00	63.0	11.7	3	DIN 371
	.827						.177	.157	2.480	.461		
M 5	0.80	25.00	6.00 x 4.90	B	6H	E344M5	6.0	5.00	70.0	12.6	3	DIN 371
	.984						.236	.197	2.756	.496		
M 6	1.00	30.00	6.00 x 4.90	B	6H	E344M6	6.0	6.00	80.0	14.5	3	DIN 371
	1.181						.236	.236	3.150	.571		
M 8	1.25	35.00	8.00 x 6.20	B	6H	E344M8	8.0	8.00	90.0	17.4	3	DIN 371
	1.378						.315	.315	3.543	.685		
M 10	1.50	39.00	10.00 x 8.00	B	6H	E344M10	10.0	10.00	100.0	19.2	3	DIN 371
	1.535						.394	.394	3.937	.756		
M 12	1.75	83.00	9.00 x 7.00	B	6H	E345M12	9.0	12.00	110.0	23.0	4	DIN 376
	3.268						.354	.472	4.331	.906		
M 14	2.00	81.00	11.00 x 9.00	B	6H	E345M14	11.0	14.00	110.0	25.0	4	DIN 376
	3.189						.433	.551	4.331	.984		
M 16	2.00	68.00	12.00 x 9.00	B	6H	E345M16	12.0	16.00	110.0	25.0	4	DIN 376
	2.677						.472	.630	4.331	.984		
M 18	2.50	81.00	14.00 x 11.00	B	6H	E345M18	14.0	18.00	125.0	30.0	4	DIN 376
	3.189						.551	.709	4.921	1.181		
M 20	2.50	95.00	16.00 x 12.00	B	6H	E345M20	16.0	20.00	140.0	30.0	4	DIN 376
	3.740						.630	.787	5.512	1.181		
M 24	3.00	113.00	18.00 x 14.50	B	6H	E345M24	18.0	24.00	160.0	38.0	4	DIN 376
	4.449						.709	.945	6.299	1.496		
M 30	3.50	115.00	22.00 x 18.00	B	6H	E345M30	22.0	30.00	180.0	45.0	4	DIN 376
	4.528						.866	1.181	7.087	1.772		



C174



C157



E9



C154

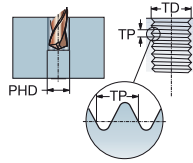
Macho de corte CoroTap™ 200 com ponta helicoidal

Perfil de rosca: Métrico

DIN 371, DIN 376

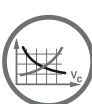
ULDR
SUBSTRATE
COATING

2.5
HSS-E
PVD TICN



M

							Dimensões, mm, pol.					
TDZ	TP	LU	CZC _{MS}	THCHT	TCTR	Código para pedido	DCON _{MS}	TD	LF	THL	NOF	BSG
M 1	0.25	20.00	2.50 x 2.10	B	5HX	E454M1	2.5	1.00	40.0	5.0	2	DIN 371
	.787						.098	.039	1.575	.197		
M 1.2	0.25	20.00	2.50 x 2.10	B	5HX	E454M1.2	2.5	1.20	40.0	5.0	2	DIN 371
	.787						.098	.047	1.575	.197		
M 1.4	0.30	20.00	2.50 x 2.10	B	5HX	E454M1.4	2.5	1.40	40.0	6.5	2	DIN 371
	.787						.098	.055	1.575	.256		
M 1.6	0.35	20.00	2.50 x 2.10	B	6H	E454M1.6	2.5	1.60	40.0	7.0	2	DIN 371
	.787						.098	.063	1.575	.276		
M 1.8	0.35	20.00	2.50 x 2.10	B	6H	E454M1.8	2.5	1.80	40.0	7.0	2	DIN 371
	.787						.098	.071	1.575	.276		
M 2	0.40	9.00	2.80 x 2.10	B	6H	E454M2	2.8	2.00	45.0	6.0	2	DIN 371
	.354						.110	.079	1.772	.236		
M 2.2	0.45	12.00	2.80 x 2.10	B	6H	E454M2.2	2.8	2.20	45.0	7.0	2	DIN 371
	.472						.110	.087	1.772	.276		
M 2.3	0.40	12.00	2.80 x 2.10	B	6H	E454M2.3	2.8	2.30	45.0	7.0	2	DIN 371
	.472						.110	.091	1.772	.276		
M 2.5	0.45	12.50	2.80 x 2.10	B	6H	E454M2.5	2.8	2.50	50.0	8.0	2	DIN 371
	.492						.110	.098	1.969	.315		
M 2.6	0.45	12.50	2.80 x 2.10	B	6H	E454M2.6	2.8	2.60	50.0	8.0	2	DIN 371
	.492						.110	.102	1.969	.315		
M 3	0.50	18.00	3.50 x 2.70	B	6H	E454M3	3.5	3.00	56.0	8.9	3	DIN 371
	.709						.138	.118	2.205	.350		
M 4	0.70	21.00	4.50 x 3.40	B	6H	E454M4	4.5	4.00	63.0	11.7	3	DIN 371
	.827						.177	.157	2.480	.461		
M 5	0.80	25.00	6.00 x 4.90	B	6H	E454M5	6.0	5.00	70.0	12.6	3	DIN 371
	.984						.236	.197	2.756	.496		
M 6	1.00	30.00	6.00 x 4.90	B	6H	E454M6	6.0	6.00	80.0	14.5	3	DIN 371
	1.181						.236	.236	3.150	.571		
M 8	1.25	35.00	8.00 x 6.20	B	6H	E454M8	8.0	8.00	90.0	17.4	3	DIN 371
	1.378						.315	.315	3.543	.685		
M 10	1.50	39.00	10.00 x 8.00	B	6H	E454M10	10.0	10.00	100.0	19.2	3	DIN 371
	1.535						.394	.394	3.937	.756		
M 12	1.75	83.00	9.00 x 7.00	B	6H	E455M12	9.0	12.00	110.0	23.0	4	DIN 376
	3.268						.354	.472	4.331	.906		
M 14	2.00	81.00	11.00 x 9.00	B	6H	E455M14	11.0	14.00	110.0	25.0	4	DIN 376
	3.189						.433	.551	4.331	.984		
M 16	2.00	68.00	12.00 x 9.00	B	6H	E455M16	12.0	16.00	110.0	25.0	4	DIN 376
	2.677						.472	.630	4.331	.984		
M 18	2.50	81.00	14.00 x 11.00	B	6H	E455M18	14.0	18.00	125.0	30.0	4	DIN 376
	3.189						.551	.709	4.921	1.181		
M 20	2.50	95.00	16.00 x 12.00	B	6H	E455M20	16.0	20.00	140.0	30.0	4	DIN 376
	3.740						.630	.787	5.512	1.181		



C174



C157



E9



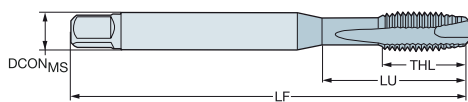
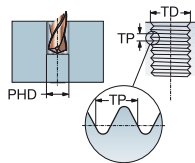
C154

Macho de corte CoroTap™ 200 com ponta helicoidal

Perfil de rosca: Métrico

DIN/ANSI

ULDR 2.5
 SUBSTRATE HSS-E-PM
 COATING PVD TIALN+WCC



M

							Dimensões, mm, pol.					
TDZ	TP	LU	CZC _{MS}	THGHT	TCTR	Código para pedido	DCON _{MS}	TD	LF	THL	NOF	BSG
M 4	0.70	16.58	.168 x .131	B	6H	E852M4	4.3	4.00	63.0	13.0	3	DIN/ANSI
		.653					.168	.157	2.480	.512		
M 5	0.80	21.42	.194 x .152	B	6H	E852M5	4.9	5.00	70.0	14.0	3	DIN/ANSI
		.843					.194	.197	2.756	.551		
M 6	1.00	25.59	.255 x .191	B	6H	E852M6	6.5	6.00	80.0	15.0	3	DIN/ANSI
		1.007					.255	.236	3.150	.591		
M 8	1.25	30.20	.318 x .238	B	6H	E852M8	8.1	8.00	90.0	18.0	3	DIN/ANSI
		1.189					.318	.315	3.543	.709		
M 10	1.50	32.80	.381 x .286	B	6H	E852M10	9.7	10.00	100.0	20.0	3	DIN/ANSI
		1.292					.381	.394	3.937	.787		
M 12	1.75	86.02	.367 x .275	B	6H	E852M12	9.3	12.00	110.0	23.0	4	DIN/ANSI
		3.386					.367	.472	4.331	.906		
M 16	2.00	70.86	.480 x .360	B	6H	E852M16	12.2	16.00	110.0	23.0	4	DIN/ANSI
		2.790					.480	.630	4.331	.906		
M 18	2.50	84.69	.542 x .406	B	6H	E852M18	13.8	18.00	125.0	30.0	4	DIN/ANSI
		3.334					.542	.709	4.921	1.181		



C174



C157



E9



C154

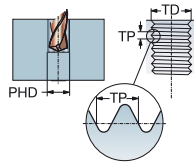
Macho de corte CoroTap™ 200 com ponta helicoidal

Perfil de rosca: Métrico

DIN 371, DIN 376

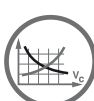
ULDR
SUBSTRATE
COATING

2.0
HSS-E-PM
PVD TICN



Para ligas à base de níquel

							s									
							DIMENSÕES									
							Dimensões, mm, pol.									
TDZ	TP	LU	CZC _{MS}	THCHT	TCTR	Código para pedido	DCON _{MS}	TD	LF	THL	NOF	PHD	BSG			
M 3	0.50	15.00	3.50 x 2.70	B	6H	T200-SD100DA-M3	3.5	3.00	55.6	15.0	3	2.5	DIN 371			
		.591					.138	.118	2.191	.591		.098				
M 4	0.70	20.00	4.50 x 3.40	B	6H	T200-SD100DA-M4	4.5	4.00	62.5	20.0	3	3.3	DIN 371			
		.787					.177	.157	2.461	.787		.130				
M 5	0.80	25.00	6.00 x 4.90	B	6H	T200-SD100DA-M5	6.0	5.00	69.4	25.0	3	4.2	DIN 371			
		.984					.296	.197	2.733	.984		.165				
M 6	1.00	30.00	6.00 x 4.90	B	6H	T200-SD100DA-M6	6.0	6.00	79.3	30.0	3	5.0	DIN 371			
		1.181					.296	.236	3.122	1.181		.197				
M 8	1.25	40.00	8.00 x 6.20	B	6H	T200-SD100DA-M8	8.0	8.00	89.2	40.0	3	6.8	DIN 371			
		1.575					.315	.315	3.511	1.575		.268				
M 10	1.50	50.00	10.00 x 8.00	B	6H	T200-SD100DA-M10	10.0	10.00	99.0	50.0	3	8.5	DIN 371			
		1.969					.394	.394	3.896	1.969		.335				
M 12	1.75	67.85	9.00 x 7.00	B	6H	T200-SD100DA-M12	9.0	12.00	109.7	23.0	4	10.2	DIN 376			
		2.671					.354	.472	4.317	.906		.402				
M 14	2.00	66.20	11.00 x 9.00	B	6H	T200-SD100DA-M14	11.0	14.00	110.0	25.0	4	12.0	DIN 376			
		2.606					.433	.551	4.331	.984		.472				
M 16	2.00	66.20	12.00 x 9.00	B	6H	T200-SD100DA-M16	12.0	16.00	110.0	25.0	4	14.0	DIN 376			
		2.606					.472	.630	4.331	.984		.551				
M 18	2.50	79.20	14.00 x 11.00	B	6H	T200-SD100DA-M18	14.0	18.00	125.0	30.0	4	15.5	DIN 376			
		3.118					.551	.709	4.921	1.181		.610				
M 20	2.50	93.20	16.00 x 12.00	B	6H	T200-SD100DA-M20	16.0	20.00	140.0	30.0	4	17.5	DIN 376			
		3.669					.630	.787	5.512	1.181		.689				



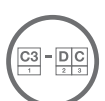
C174



C157



E9



E27



C154

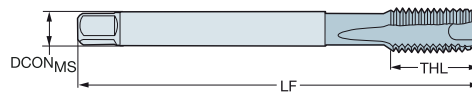
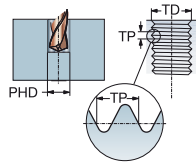

Macho de corte CoroTap™ 200 com ponta helicoidal

Perfil de rosca: Métrico

DIN 371, DIN 376

ULDR
SUBSTRATE
COATING

2.0
HSS-E-PM
PVD ALCRN



Ligas à base de titânio

							s							
							Dimensões, mm, pol.							
TDZ	TP	LU	CZC _{MS}	THCHT	TCTR	Código para pedido	DIN	DCON _{MS}	TD	LF	THL	NOF	PHD	BSG
M 2	0.40	8.00	2.80 x 2.10	B	6HX	T200-SM100DA-M2	*	2.8	2.00	45.0	8.0	2	1.6	DIN 371
		.315						.110	.079	1.772	.315		.063	
M 2.5	0.45	9.00	2.80 x 2.10	B	6HX	T200-SM100DA-M2.5	*	2.8	2.50	50.0	9.0	2	2.1	DIN 371
		.354						.110	.098	1.969	.354		.081	
M 3	0.50	10.00	3.50 x 2.70	B	6HX	T200-SM100DA-M3	*	3.5	3.00	56.0	10.0	2	2.5	DIN 371
		.394						.138	.118	2.205	.394		.098	
M 3.5	0.60	12.00	4.00 x 3.00	B	6HX	T200-SM100DA-M3.5	*	4.0	3.50	56.0	12.0	3	2.9	DIN 371
		.472						.157	.138	2.205	.472		.114	
M 4	0.70	13.00	4.50 x 3.40	B	6HX	T200-SM100DA-M4	*	4.5	4.00	63.0	13.0	3	3.3	DIN 371
		.512						.177	.157	2.480	.512		.130	
M 5	0.80	16.00	6.00 x 4.90	B	6HX	T200-SM100DA-M5	*	6.0	5.00	70.0	16.0	3	4.2	DIN 371
		.630						.236	.197	2.756	.630		.165	
M 6	1.00	23.00	6.00 x 4.90	B	6HX	T200-SM100DA-M6	*	6.0	6.00	80.0	15.0	3	5.0	DIN 371
		.906						.236	.236	3.150	.591		.197	
M 8	1.25	29.50	8.00 x 6.20	B	6HX	T200-SM100DA-M8	*	8.0	8.00	90.0	18.0	3	6.8	DIN 371
		1.161						.315	.315	3.543	.709		.268	
M 10	1.50	33.50	10.00 x 8.00	B	6HX	T200-SM101DA-M10	*	10.0	10.00	100.0	20.0	3	8.5	DIN 371
		1.319						.394	.394	3.937	.787		.335	
M 12	1.75	83.00	9.00 x 7.00	B	6HX	T200-SM101DA-M12	*	9.0	12.00	110.0	23.0	4	10.2	DIN 376
		3.268						.354	.472	4.331	.906		.402	
M 16	2.00	68.00	12.00 x 9.00	B	6HX	T200-SM101DA-M16	*	12.0	16.00	110.0	25.0	4	14.0	DIN 376
		2.677						.472	.630	4.331	.984		.551	
M 20	2.50	95.00	16.00 x 12.00	B	6HX	T200-SM101DA-M20	*	16.0	20.00	140.0	30.0	4	17.5	DIN 376
		3.740						.630	.787	5.512	1.181		.689	



C174



C157



E9



E27



C154


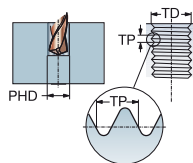


Macho de corte CoroTap™ 200 com ponta helicoidal

Perfil de rosca: Métrico

DIN 371

ULDR 3.0
SUBSTRATE HSS-E
COATING PVD ZrN - B125
UNCOAT - B150

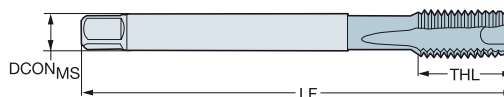
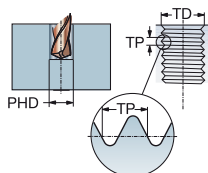


N

TDZ	TP	LU	CZC _{MS}	THCHT	TCTR	Código para pedido	N		Dimensões, mm, pol.						
							B125	B150	DCON _{MS}	TD	LF	THL	NOF	PHD	BSG
M 3	0.50	16.00	3.50 x 2.70	B	6H	T200-NM100DA-M3	*	*	3.5	3.00	56.0	9.0	2	2.5	DIN 371
		.630							.138	.118	2.205	.354		.098	
M 4	0.70	19.00	4.50 x 3.40	B	6H	T200-NM100DA-M4	*	*	4.5	4.00	63.0	12.0	2	3.3	DIN 371
		.748							.177	.157	2.480	.472		.130	
M 5	0.80	23.00	6.00 x 4.90	B	6H	T200-NM100DA-M5	*	*	6.0	5.00	70.0	13.0	2	4.2	DIN 371
		.906							.236	.197	2.756	.512		.165	
M 6	1.00	27.00	6.00 x 4.90	B	6H	T200-NM100DA-M6	*	*	6.0	6.00	80.0	15.0	3	5.0	DIN 371
		1.063							.236	.236	3.150	.591		.197	
M 8	1.25	28.00	8.00 x 6.20	B	6H	T200-NM100DA-M8	*	*	8.0	8.00	90.0	18.0	3	6.8	DIN 371
		1.102							.315	.315	3.543	.709		.268	
M 10	1.50	30.00	10.00 x 8.00	B	6H	T200-NM100DA-M10	*	*	10.0	10.00	100.0	20.0	3	8.5	DIN 371
		1.181							.394	.394	3.937	.787		.335	

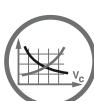
DIN 376

ULDR 3.0
SUBSTRATE HSS-E
COATING PVD ZrN - B125
UNCOAT - B150



N

TDZ	TP	LU	CZC _{MS}	THCHT	TCTR	Código para pedido	N		Dimensões, mm, pol.						
							B125	B150	DCON _{MS}	TD	LF	THL	NOF	PHD	BSG
M 12	1.75	83.00	9.00 x 7.00	B	6H	T200-NM101DA-M12	*	*	9.0	12.00	110.0	23.0	3	10.2	DIN 376
		3.268							.354	.472	4.331	.906		.402	
M 14	2.00	81.00	11.00 x 9.00	B	6H	T200-NM101DA-M14	*	*	11.0	14.00	110.0	25.0	4	12.0	DIN 376
		3.189							.433	.551	4.331	.984		.472	
M 16	2.00	68.00	12.00 x 9.00	B	6H	T200-NM101DA-M16	*	*	12.0	16.00	110.0	25.0	4	14.0	DIN 376
		2.677							.472	.630	4.331	.984		.551	



C174



C157



E9



E27



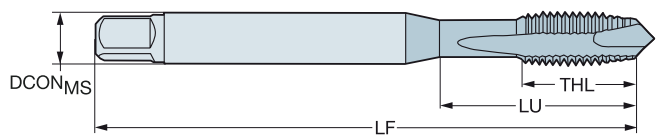
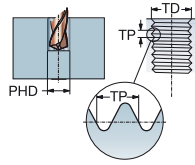
C154

Macho de corte CoroTap™ 200 com ponta helicoidal

Perfil de rosca: Métrico

DIN/ANSI

ULDR 3.0
SUBSTRATE HSS-E-PM



N

											N				Dimensões, mm, pol.			
TDZ	TP	LU	CZC _{MS}	THCHT	TCTR	Código para pedido	D150	DCON _{MS}	TD	LF	THL	NOF	PHD	BSG				
M 3	0.50	15.88	.141 x .110	B	6H	T200-NM100AA-M3	*	3.6	3.00	56.0	9.0	2	2.5	DIN/ANSI				
		.625						.141	.118	2.205	.354		.098					
M 4	0.70	16.58	.168 x .131	B	6H	T200-NM100AA-M4	*	4.3	4.00	63.0	13.0	2	3.3	DIN/ANSI				
		.653						.168	.157	2.480	.512		.130					
M 5	0.80	21.42	.194 x .152	B	6H	T200-NM100AA-M5	*	4.9	5.00	70.0	14.0	2	4.2	DIN/ANSI				
		.843						.194	.197	2.756	.551		.165					
M 6	1.00	25.59	.255 x .191	B	6H	T200-NM100AA-M6	*	6.5	6.00	80.0	15.0	3	5.0	DIN/ANSI				
		1.007						.255	.236	3.150	.591		.197					
M 8	1.25	30.20	.318 x .238	B	6H	T200-NM100AA-M8	*	8.1	8.00	90.0	18.0	3	6.8	DIN/ANSI				
		1.189						.318	.315	3.543	.709		.268					



C174



C157



E9



E27



C154



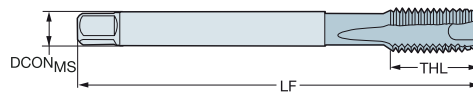
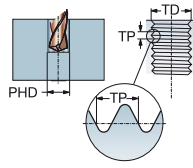
Macho de corte CoroTap™ 200 com ponta helicoidal

Perfil de rosca: Métrica fina

DIN 374

ULDR
SUBSTRATE
COATING

3.0
HSS-E-PM
PVD TiAlN



							Dimensões, mm, pol.					
TDZ	TP	LU	CZC _{MS}	THCHT	TCTR	Código para pedido	DCON _{MS}	TD	LF	THL	NOF	BSG
MF 4x0.5	0.50	43.00	2.80 x 2.10	B	6HX	EP13PM4X.5	2.8	4.00	63.0	12.0	3	DIN 374
	1.693						.110	.157	2.480	.472		
MF 5x0.5	0.50	49.00	3.50 x 2.70	B	6HX	EP13PM5X.5	3.5	5.00	70.0	13.0	3	DIN 374
	1.929						.138	.197	2.756	.512		
MF 6x0.75	0.75	59.00	4.50 x 3.40	B	6HX	EP13PM6X.75	4.5	6.00	80.0	15.0	3	DIN 374
	2.323						.177	.236	3.150	.591		
MF 8x0.75	0.75	57.00	6.00 x 4.90	B	6HX	EP13PM8X.75	6.0	8.00	80.0	15.0	3	DIN 374
	2.244						.236	.315	3.150	.591		
MF 8x1	1.00	67.00	6.00 x 4.90	B	6HX	EP13PM8X1.0	6.0	8.00	90.0	18.0	3	DIN 374
	2.638						.236	.315	3.543	.709		
MF 10x1	1.00	67.00	7.00 x 5.50	B	6HX	EP13PM10X1.0	7.0	10.00	90.0	17.6	3	DIN 374
	2.638						.276	.394	3.543	.693		
MF 10x1.25	1.25	77.00	7.00 x 5.50	B	6HX	EP13PM10X1.25	7.0	10.00	100.0	19.8	3	DIN 374
	3.032						.276	.394	3.937	.780		
MF 12x1	1.00	73.00	9.00 x 7.00	B	6HX	EP13PM12X1.0	9.0	12.00	100.0	21.0	4	DIN 374
	2.874						.354	.472	3.937	.827		
MF 12x1.25	1.25	73.00	9.00 x 7.00	B	6HX	EP13PM12X1.25	9.0	12.00	100.0	21.0	4	DIN 374
	2.874						.354	.472	3.937	.827		
MF 12x1.5	1.50	73.00	9.00 x 7.00	B	6HX	EP13PM12X1.5	9.0	12.00	100.0	21.0	4	DIN 374
	2.874						.354	.472	3.937	.827		
MF 14x1	1.00	71.00	11.00 x 9.00	B	6HX	EP13PM14X1.0	11.0	14.00	100.0	21.0	4	DIN 374
	2.795						.433	.551	3.937	.827		
MF 14x1.25	1.25	71.00	11.00 x 9.00	B	6HX	EP13PM14X1.25	11.0	14.00	100.0	21.0	4	DIN 374
	2.795						.433	.551	3.937	.827		
MF 14x1.5	1.50	71.00	11.00 x 9.00	B	6HX	EP13PM14X1.5	11.0	14.00	100.0	21.0	4	DIN 374
	2.795						.433	.551	3.937	.827		
MF 16x1	1.00	58.00	12.00 x 9.00	B	6HX	EP13PM16X1.0	12.0	16.00	100.0	21.0	4	DIN 374
	2.283						.472	.630	3.937	.827		
MF 16x1.5	1.50	58.00	12.00 x 9.00	B	6HX	EP13PM16X1.5	12.0	16.00	100.0	21.0	4	DIN 374
	2.283						.472	.630	3.937	.827		
MF 18x1	1.00	66.00	14.00 x 11.00	B	6HX	EP13PM18X1.0	14.0	18.00	110.0	24.0	4	DIN 374
	2.598						.551	.709	4.331	.945		
MF 18x1.5	1.50	66.00	14.00 x 11.00	B	6HX	EP13PM18X1.5	14.0	18.00	110.0	24.0	4	DIN 374
	2.598						.551	.709	4.331	.945		
MF 20x1	1.00	80.00	16.00 x 12.00	B	6HX	EP13PM20X1.0	16.0	20.00	125.0	24.0	4	DIN 374
	3.150						.630	.787	4.921	.945		
MF 20x1.5	1.50	80.00	16.00 x 12.00	B	6HX	EP13PM20X1.5	16.0	20.00	125.0	24.0	4	DIN 374
	3.150						.630	.787	4.921	.945		
MF 22x1.5	1.50	78.00	18.00 x 14.50	B	6HX	EP13PM22X1.5	18.0	22.00	125.0	25.0	4	DIN 374
	3.071						.709	.866	4.921	.984		
MF 24x1.5	1.50	93.00	18.00 x 14.50	B	6HX	EP13PM24X1.5	18.0	24.00	140.0	28.0	4	DIN 374
	3.661						.709	.945	5.512	1.102		
MF 24x2	2.00	93.00	18.00 x 14.50	B	6HX	EP13PM24X2.0	18.0	24.00	140.0	28.0	4	DIN 374
	3.661						.709	.945	5.512	1.102		
MF 26x1.5	1.50	93.00	18.00 x 14.50	B	6HX	EP13PM26X1.5	18.0	26.00	140.0	28.0	4	DIN 374
	3.661						.709	1.024	5.512	1.102		
MF 27x2	2.00	77.00	20.00 x 16.00	B	6HX	EP13PM27X2.0	20.0	27.00	140.0	28.0	4	DIN 374
	3.032						.787	1.063	5.512	1.102		
MF 28x1.5	1.50	77.00	20.00 x 16.00	B	6HX	EP13PM28X1.5	20.0	28.00	140.0	28.0	4	DIN 374
	3.032						.787	1.102	5.512	1.102		
MF 30x1.5	1.50	85.00	22.00 x 18.00	B	6HX	EP13PM30X1.5	22.0	30.00	150.0	28.0	4	DIN 374
	3.346						.866	1.181	5.906	1.102		
MF 30x2	2.00	85.00	22.00 x 18.00	B	6HX	EP13PM30X2.0	22.0	30.00	150.0	28.0	4	DIN 374
	3.346						.866	1.181	5.906	1.102		



C174



C157



E9



C154


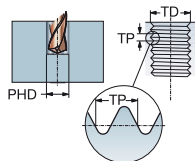
Macho de corte CoroTap™ 200 com ponta helicoidal

Perfil de rosca: Métrica fina

DIN/ANSI

ULDR
SUBSTRATE
COATING

3.0
HSS-E-PM
PVD TIALN



						Dimensões, mm, pol.						
TDZ	TP	LU	CZC _{MS}	THGT	TCTR	Código para pedido	DCON _{MS}	TD	LF	THL	NOF	BSG
MF 8x1	1.00	30.20	.318 x .238	B	6HX	EP13PAM8X1.0	8.1	8.00	90.0	18.0	3	DIN/ANSI
							.318	.315	3.543	.709		
MF 10x1.25	1.25	32.80	.381 x .286	B	6HX	EP13PAM10X1.25	9.7	10.00	100.0	20.0	3	DIN/ANSI
							.381	.394	3.937	.787		
MF 12x1.25	1.25	86.02	.367 x .275	B	6HX	EP13PAM12X1.25	9.3	12.00	110.0	23.0	4	DIN/ANSI
							.367	.472	4.331	.906		
MF 12x1.5	1.50	86.02	.367 x .275	B	6HX	EP13PAM12X1.5	9.3	12.00	110.0	23.0	4	DIN/ANSI
							.367	.472	4.331	.906		
MF 14x1.5	1.50	84.82	.429 x .322	B	6HX	EP13PAM14X1.5	10.9	14.00	110.0	23.0	4	DIN/ANSI
							.429	.551	4.331	.906		
MF 16x1.5	1.50	70.86	.480 x .360	B	6HX	EP13PAM16X1.5	12.2	16.00	110.0	23.0	4	DIN/ANSI
							.480	.630	4.331	.906		
MF 18x1.5	1.50	84.69	.542 x .406	B	6HX	EP13PAM18X1.5	13.8	18.00	125.0	30.0	4	DIN/ANSI
							.542	.709	4.921	1.181		



C174



C157



E9



C154

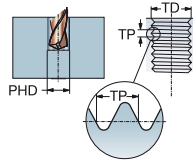
Macho de corte CoroTap™ 200 com ponta helicoidal

Perfil de rosca: Métrica fina

DIN 374

ULDR
SUBSTRATE
COATING

2.5
HSS-E
PVD FEN



M

Dimensões, mm, pol.

TDZ	TP	LU	CZC _{MS}	THCHT	TCTR	Código para pedido	DCON _{MS}	TD	LF	THL	NOF	BSG
MF 8x1	1.00	67.00	6.00 x 4.90	B	6H	E364M8X1.0	6.0	8.00	90.0	18.0	3	DIN 374
		2.638					.236	.315	3.543	.709		
MF 10x1	1.00	67.00	7.00 x 5.50	B	6H	E364M10X1.0	7.0	10.00	90.0	20.0	3	DIN 374
		2.638					.276	.394	3.543	.787		
MF 10x1.25	1.25	77.00	7.00 x 5.50	B	6H	E364M10X1.25	7.0	10.00	100.0	20.0	3	DIN 374
		3.032					.276	.394	3.937	.787		
MF 12x1	1.00	73.00	9.00 x 7.00	B	6H	E364M12X1.0	9.0	12.00	100.0	21.0	4	DIN 374
		2.874					.354	.472	3.937	.827		
MF 12x1.25	1.25	73.00	9.00 x 7.00	B	6H	E364M12X1.25	9.0	12.00	100.0	21.0	4	DIN 374
		2.874					.354	.472	3.937	.827		
MF 12x1.5	1.50	73.00	9.00 x 7.00	B	6H	E364M12X1.5	9.0	12.00	100.0	21.0	4	DIN 374
		2.874					.354	.472	3.937	.827		
MF 14x1.5	1.50	71.00	11.00 x 9.00	B	6H	E364M14X1.5	11.0	14.00	100.0	21.0	4	DIN 374
		2.795					.433	.551	3.937	.827		
MF 16x1.5	1.50	58.00	12.00 x 9.00	B	6H	E364M16X1.5	12.0	16.00	100.0	21.0	5	DIN 374
		2.283					.472	.630	3.937	.827		
MF 18x1.5	1.50	66.00	14.00 x 11.00	B	6H	E364M18X1.5	14.0	18.00	110.0	24.0	5	DIN 374
		2.598					.551	.709	4.331	.945		
MF 20x1.5	1.50	80.00	16.00 x 12.00	B	6H	E364M20X1.5	16.0	20.00	125.0	24.0	5	DIN 374
		3.150					.630	.787	4.921	.945		



C174



C157



E9



C154

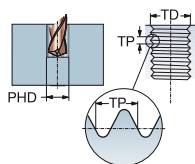
Macho de corte CoroTap™ 200 com ponta helicoidal

Perfil de rosca: Métrica fina

DIN 371, DIN 374

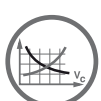
ULDR
SUBSTRATE
COATING

2.0
HSS-E-PM
PVD ALCRN



Ligas à base de titânio

							s							Dimensões, mm, pol.	
TDZ	TP	LU	CZC _{MS}	THCHT	TCTR	Código para pedido	DIN 371	DCON _{MS}	TD	LF	THL	NOF	PHD	BSG	
MF 6x0.75	0.75	23.00	6.00 x 4.90	B	6HX	T200-SM100DB-M6X075	*	6.0	6.00	80.0	15.0	3	5.3	DIN 371	
		.906						.236	.236	3.150	.591		.207		
MF 8x0.75	0.75	29.50	8.00 x 6.20	B	6HX	T200-SM100DB-M8X075	*	8.0	8.00	90.0	18.0	3	7.3	DIN 371	
		1.161						.315	.315	3.543	.709		.285		
MF 8x1	1.00	29.50	8.00 x 6.20	B	6HX	T200-SM100DB-M8X100	*	8.0	8.00	90.0	18.0	3	7.0	DIN 371	
		1.161						.315	.315	3.543	.709		.276		
MF 10x1	1.00	33.50	10.00 x 8.00	B	6HX	T200-SM100DB-M10X100	*	10.0	10.00	100.0	20.0	3	9.0	DIN 371	
		1.319						.394	.394	3.937	.787		.354		
MF 12x1	1.00	73.00	9.00 x 7.00	B	6HX	T200-SM100DB-M12X100	*	9.0	12.00	100.0	21.0	4	11.0	DIN 374	
		2.874						.354	.472	3.937	.827		.433		
MF 12x1.5	1.50	73.00	9.00 x 7.00	B	6HX	T200-SM100DB-M12X150	*	9.0	12.00	100.0	21.0	4	10.5	DIN 374	
		2.874						.354	.472	3.937	.827		.413		
MF 14x1.5	1.50	71.00	11.00 x 9.00	B	6HX	T200-SM100DB-M14X150	*	11.0	14.00	100.0	21.0	4	12.5	DIN 374	
		2.795						.433	.551	3.937	.827		.492		



C174



C157



E9



E27



C154

A


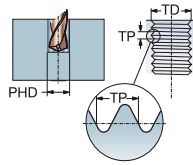

Macho de corte CoroTap™ 200 com ponta helicoidal

Perfil da rosca: MJ

DIN 371

ULDR
SUBSTRATE
COATING

2.0
HSS-E-PM
PVD ALCRN



B

Ligas à base de titânio

							s Dimensões, mm, pol.						
TDZ	TP	LU	CZC _{MS}	THCHT	TCTR	Código para pedido	DCON _{MS}	TD	LF	THL	NOF	PHD	BSG
MJ 4	0.70	13.00	4.50 x 3.40	B	4H	T200-SM100DC-MJ4	4.5	4.00	63.0	13.0	3	3.3	DIN 371
		.512					.177	.157	2.480	.512		.130	
MJ 5	0.80	16.00	6.00 x 4.90	B	4H	T200-SM100DC-MJ5	6.0	5.00	70.0	16.0	3	4.2	DIN 371
		.630					.236	.197	2.756	.630		.165	
MJ 6	1.00	23.00	6.00 x 4.90	B	4H	T200-SM100DC-MJ6	6.0	6.00	80.0	15.0	3	5.0	DIN 371
		.906					.236	.236	3.150	.591		.197	
MJ 8	1.25	29.50	8.00 x 6.20	B	4H	T200-SM100DC-MJ8	8.0	8.00	90.0	18.0	3	6.8	DIN 371
		1.161					.315	.315	3.543	.709		.268	

C

D

E



C174



C157



E9



E27



C154

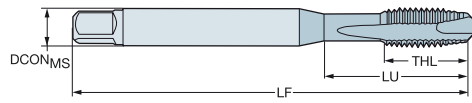
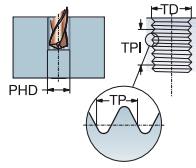
Macho de corte CoroTap™ 200 com ponta helicoidal

Perfil de rosca: UNC

C-DIN/ANSI, DIN/ANSI

ULDR
SUBSTRATE
COATING

2.5
HSS-E-PM
PVD TIALN



30-48 HRC

							Dimensões, mm, pol.						
TDZ	TPI	LU	CZC _{MS}	THGHT	TCTR	Código para pedido	DCON _{MS}	TD	LF	THL	NOF	BSG	
UNC #4-40	40.00	11.90	.141 x .110	B	2B	E8744-40	3.6	2.84	56.0	11.9	3	C-DIN/ANSI	
		.469					.141	.112	2.205	.469			
UNC #5-40	40.00	11.00	.141 x .110	B	2B	E8745-40	3.6	3.18	56.0	11.0	3	C-DIN/ANSI	
		.433					.141	.125	2.205	.433			
UNC #6-32	32.00	13.90	.168 x .131	B	2B	E8746-32	4.3	3.51	63.0	13.9	3	C-DIN/ANSI	
		.547					.168	.138	2.480	.547			
UNC #8-32	32.00	15.10	.194 x .152	B	2B	E8748-32	4.9	4.17	70.0	15.1	3	C-DIN/ANSI	
		.594					.194	.164	2.756	.594			
UNC #10-24	24.00	17.00	.255 x .191	B	2B	E87410-24	6.5	4.83	80.0	17.0	3	C-DIN/ANSI	
		.669					.255	.190	3.150	.669			
UNC 1/4-20	20.00	20.20	.318 x .238	B	2B	E8741/4	8.1	6.35	90.0	20.2	3	C-DIN/ANSI	
		.795					.318	.250	3.543	.795			
UNC 5/16-18	18.00	20.00	.381 x .286	B	2B	E8745/16	9.7	7.94	100.0	22.8	3	C-DIN/ANSI	
		.787					.381	.313	3.937	.898			
UNC 3/8-16	16.00	29.16	.381 x .286	B	2B	E8743/8	9.7	9.53	100.0	20.0	3	DIN/ANSI	
		1.148					.381	.375	3.937	.787			
UNC 1/2-13	13.00	81.80	.367 x .275	B	2B	E8741/2	9.3	12.70	110.0	23.0	4	DIN/ANSI	
		3.220					.367	.500	4.331	.906			
UNC 5/8-11	11.00	65.80	.480 x .360	B	2B	E8745/8	12.2	15.88	110.0	23.0	4	DIN/ANSI	
		2.591					.480	.625	4.331	.906			
UNC 3/4-10	10.00	77.50	.590 x .442	B	2B	E8743/4	15.0	19.05	125.0	30.0	4	DIN/ANSI	
		3.051					.590	.750	4.921	1.181			



C174



C157



E9



C154



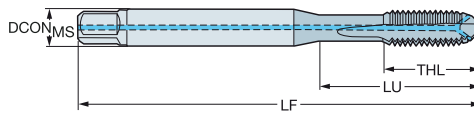
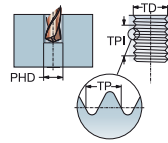
Macho de corte CoroTap™ 200 com ponta helicoidal

Perfil de rosca: UNC

DIN/ANSI

ULDR
SUBSTRATE
COATING

3.0
HSS-E-PM
PVD TIALN



								Dimensões, mm, pol.						
TDZ	TPI	LU	CZC _{MS}	THCHT	TCTR	CNSC	CXSC	Código para pedido	DCON _{MS}	TD	LF	THL	NOF	BSG
UNC 1/4-20	20.00	24.59	.255 x .191	B	2BX	1	2	EP29PA1/4	6.5	6.35	80.0	15.0	3	DIN/ANSI
									.255	.250	3.150	.591		
UNC 5/16-18	18.00	33.17	.318 x .238	B	2BX	1	2	EP29PA5/16	8.1	7.94	90.0	18.0	3	DIN/ANSI
									.318	.313	3.543	.709		
UNC 3/8-16	16.00	37.77	.381 x .286	B	2BX	1	2	EP29PA3/8	9.7	9.53	100.0	20.0	3	DIN/ANSI
									.381	.375	3.937	.787		
UNC 7/16-14	14.00	72.60	.323 x .242	B	2BX	1	2	EP29PA7/16	8.2	11.11	100.0	20.0	4	DIN/ANSI
									.323	.438	3.937	.787		
UNC 1/2-13	13.00	81.80	.367 x .275	B	2BX	1	2	EP29PA1/2	9.3	12.70	110.0	23.0	4	DIN/ANSI
									.367	.500	4.331	.906		
UNC 5/8-11	11.00	65.80	.480 x .360	B	2BX	1	2	EP29PA5/8	12.2	15.88	110.0	23.0	4	DIN/ANSI
									.480	.625	4.331	.906		
UNC 3/4-10	10.00	77.50	.590 x .442	B	2BX	1	2	EP29PA3/4	15.0	19.05	125.0	30.0	4	DIN/ANSI
									.590	.750	4.921	1.181		
UNC 7/8-9	9.00	90.90	.697 x .523	B	2BX	1	2	EP29PA7/8	17.7	22.23	140.0	34.0	4	DIN/ANSI
									.697	.875	5.512	1.339		
UNC 1"-8	8.00	95.40	.800 x .600	B	2BX	1	2	EP29PA1	20.3	25.40	160.0	36.0	4	DIN/ANSI
									.800	1.000	6.299	1.417		

CXSC 2 = saída de refrigeração radial



C174



C157



E9



E28



C154

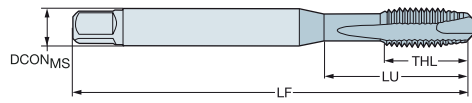
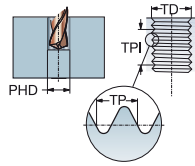
Macho de corte CoroTap™ 200 com ponta helicoidal

Perfil de rosca: UNC

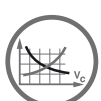
DIN/ANSI

ULDR
SUBSTRATE
COATING

3.0
HSS-E-PM
PVD TIALN



							Dimensões, mm, pol.						
TCT	TDZ	TPI	LU	CZC _{MS}	THCHT	TCTR	Código para pedido	DCON _{MS}	TD	LF	THL	NOF	BSG
H1	UNC #2-56	56.00	11.99	.141 x .110	B	2B	EP23PA2-56	3.6	2.18	45.0	7.0	2	DIN/ANSI
			.472					.141	.086	1.772	.276		
H2	UNC #4-40	40.00	16.97	.141 x .110	B	2B	EP23PA4-40	3.6	2.84	56.0	9.0	3	DIN/ANSI
			.668					.141	.112	2.205	.354		
H3	UNC #6-32	32.00	20.20	.141 x .110	B	2B	EP23PA6-32	3.6	3.51	56.0	11.0	3	DIN/ANSI
			.795					.141	.138	2.205	.433		
H3	UNC #8-32	32.00	21.18	.168 x .131	B	2B	EP23PA8-32	4.3	4.17	63.0	13.0	3	DIN/ANSI
			.834					.168	.164	2.480	.512		
H5	UNC #8-32	32.00	21.18	.168 x .131	B	2BX	EP23PA8-32H5	4.3	4.17	63.0	13.0	3	DIN/ANSI
			.834					.168	.164	2.480	.512		
H3	UNC #10-24	24.00	27.54	.194 x .152	B	2B	EP23PA10-24	4.9	4.83	70.0	14.0	3	DIN/ANSI
			1.084					.194	.190	2.756	.551		
H3	UNC 1/4-20	20.00	24.59	.255 x .191	B	3B	EP23PA1/4	6.5	6.35	80.0	15.0	3	DIN/ANSI
			.968					.255	.250	3.150	.591		
H5	UNC 1/4-20	20.00	24.59	.255 x .191	B	2B	EP23PA1/4H5	6.5	6.35	80.0	15.0	3	DIN/ANSI
			.968					.255	.250	3.150	.591		
H3	UNC 5/16-18	18.00	33.17	.318 x .238	B	3B	EP23PA5/16	8.1	7.94	90.0	18.0	3	DIN/ANSI
			1.306					.318	.313	3.543	.709		
H5	UNC 5/16-18	18.00	33.17	.318 x .238	B	2B	EP23PA5/16H5	8.1	7.94	90.0	18.0	3	DIN/ANSI
			1.306					.318	.313	3.543	.709		
H3	UNC 3/8-16	16.00	37.77	.381 x .286	B	3B	EP23PA3/8	9.7	9.53	100.0	20.0	3	DIN/ANSI
			1.487					.381	.375	3.937	.787		
H5	UNC 3/8-16	16.00	37.77	.381 x .286	B	2B	EP23PA3/8H5	9.7	9.53	100.0	20.0	3	DIN/ANSI
			1.487					.381	.375	3.937	.787		
H3	UNC 7/16-14	14.00	72.60	.323 x .242	B	3B	EP23PA7/16	8.2	11.11	100.0	20.0	4	DIN/ANSI
			2.858					.323	.438	3.937	.787		
H3	UNC 1/2-13	13.00	81.80	.367 x .275	B	3B	EP23PA1/2	9.3	12.70	110.0	23.0	4	DIN/ANSI
			3.220					.367	.500	4.331	.906		
H5	UNC 1/2-13	13.00	81.80	.367 x .275	B	2B	EP23PA1/2H5	9.3	12.70	110.0	23.0	4	DIN/ANSI
			3.220					.367	.500	4.331	.906		
H3	UNC 5/8-11	11.00	65.80	.480 x .360	B	3B	EP23PA5/8	12.2	15.88	110.0	23.0	4	DIN/ANSI
			2.591					.480	.625	4.331	.906		
H5	UNC 5/8-11	11.00	65.80	.480 x .360	B	2B	EP23PA5/8H5	12.2	15.88	110.0	23.0	4	DIN/ANSI
			2.591					.480	.625	4.331	.906		
H3	UNC 3/4-10	10.00	77.50	.590 x .442	B	3B	EP23PA3/4	15.0	19.05	125.0	30.0	4	DIN/ANSI
			3.051					.590	.750	4.921	1.181		
H5	UNC 3/4-10	10.00	77.50	.590 x .442	B	2B	EP23PA3/4H5	15.0	19.05	125.0	30.0	4	DIN/ANSI
			3.051					.590	.750	4.921	1.181		
H4	UNC 7/8-9	9.00	92.50	.697 x .523	B	3B	EP23PA7/8	17.7	22.23	140.0	34.0	4	DIN/ANSI
			3.642					.697	.875	5.512	1.339		
H4	UNC 1"-8	8.00	95.40	.800 x .600	B	3B	EP23PA1	20.3	25.40	160.0	36.0	4	DIN/ANSI
			3.756					.800	1.000	6.299	1.417		



C174



C157



E9



C154



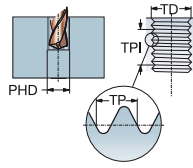
Macho de corte CoroTap™ 200 com ponta helicoidal

Perfil de rosca: UNC

DIN/ANSI

ULDR
SUBSTRATE
COATING

2.5
HSS-PM
PVD TiAlN+WCC



M

							Dimensões, mm, pol.						
TDZ	TPI	LU	CZC _{MS}	THCHT	TCTR	Código para pedido	DCON _{MS}	TD	LF	THL	NOF	BSG	
UNC #4-40	40.00	15.47 .609	.141 x .110	B	2B	E8724-40	3.6 .141	2.84 .112	56.0 2.205	9.0 .354	3	DIN/ANSI	
UNC #6-32	32.00	15.08 .594	.141 x .110	B	2B	E8726-32	3.6 .141	3.51 .138	56.0 2.205	11.0 .433	3	DIN/ANSI	
UNC #8-32	32.00	16.58 .653	.168 x .131	B	2B	E8728-32	4.3 .168	4.17 .164	63.0 2.480	13.0 .512	3	DIN/ANSI	
UNC #10-24	24.00	21.42 .843	.194 x .152	B	2B	E87210-24	4.9 .194	4.83 .190	70.0 2.756	14.0 .551	3	DIN/ANSI	
UNC 1/4-20	20.00	25.59 1.007	.255 x .191	B	2B	E8721/4	6.5 .255	6.35 .250	80.0 3.150	15.0 .591	3	DIN/ANSI	
UNC 5/16-18	18.00	30.20 1.189	.318 x .238	B	2B	E8725/16	8.1 .318	7.94 .313	90.0 3.543	18.0 .709	3	DIN/ANSI	
UNC 3/8-16	16.00	32.80 1.292	.381 x .286	B	2B	E8723/8	9.7 .381	9.53 .375	100.0 3.937	20.0 .787	3	DIN/ANSI	
UNC 7/16-14	14.00	72.60 2.858	.323 x .242	B	2B	E8727/16	8.2 .323	11.11 .438	100.0 3.937	20.0 .787	4	DIN/ANSI	
UNC 1/2-13	13.00	81.80 3.220	.367 x .275	B	2B	E8721/2	9.3 .367	12.70 .500	110.0 4.331	23.0 .906	4	DIN/ANSI	
UNC 3/4-10	10.00	77.50 3.051	.590 x .442	B	2B	E8723/4	15.0 .590	19.05 .750	125.0 4.921	30.0 1.181	4	DIN/ANSI	



C174



C157



E9



C154

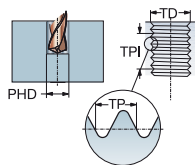
Macho de corte CoroTap™ 200 com ponta helicoidal

Perfil de rosca: UNC

DIN/ANSI

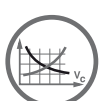
ULDR
SUBSTRATE
COATING

2.0
HSS-E-PM
PVD TICN



Para ligas à base de níquel

							s						
							Dimensões, mm, pol.						
TDZ	TPI	LU	CZC _{MS}	THCHT	TCTR	Código para pedido	DCON _{MS}	TD	LF	THL	NOF	PHD	BSG
UNC #4-40	40.00	14.20	.141 x .110	B	3BX	T200-SD100AE-4-40	3.6	2.84	55.9	14.2	3	2.4	DIN/ANSI
		.559					.141	.112	2.202	.559		.083	
UNC #6-32	32.00	17.50	.141 x .110	B	3BX	T200-SD100AE-6-32	3.6	3.51	55.3	17.5	3	2.9	DIN/ANSI
		.689					.141	.138	2.176	.689		.112	
UNC #8-32	32.00	20.80	.168 x .131	B	3BX	T200-SD100AE-8-32	4.3	4.17	62.6	20.8	3	3.5	DIN/ANSI
		.819					.168	.164	2.466	.819		.138	
UNC #10-24	24.00	24.10	.194 x .152	B	3BX	T200-SD100AE-10-24	4.9	4.83	69.7	24.1	3	3.9	DIN/ANSI
		.949					.194	.190	2.744	.949		.154	
UNC 1/4-20	20.00	31.80	.255 x .191	B	3BX	T200-SD100AE-1/4	6.5	6.35	79.0	31.8	3	5.1	DIN/ANSI
		1.252					.255	.250	3.111	1.252		.201	
UNC 5/16-18	18.00	39.70	.323 x .242	B	3BX	T200-SD100AE-5/16	8.2	7.94	89.1	39.7	3	6.6	DIN/ANSI
		1.563					.323	.313	3.509	1.563		.260	
UNC 3/8-16	16.00	47.60	.381 x .286	B	3BX	T200-SD100AE-3/8	9.7	9.53	99.2	47.6	3	8.0	DIN/ANSI
		1.874					.381	.375	3.906	1.874		.315	
UNC 7/16-14	14.00	72.60	.323 x .242	B	3BX	T200-SD100AE-7/16	8.2	11.11	100.0	20.0	4	9.4	DIN/ANSI
		2.858					.323	.438	3.937	.787		.370	
UNC 1/2-13	13.00	81.80	.367 x .275	B	3BX	T200-SD100AE-1/2	9.3	12.70	110.0	23.0	4	10.8	DIN/ANSI
		3.220					.367	.500	4.331	.906		.425	
UNC 5/8-11	11.00	65.80	.480 x .360	B	3BX	T200-SD100AE-5/8	12.2	15.88	110.0	23.0	4	13.5	DIN/ANSI
		2.591					.480	.625	4.331	.906		.531	
UNC 3/4-10	10.00	77.50	.590 x .442	B	3BX	T200-SD100AE-3/4	15.0	19.05	125.0	30.0	4	16.5	DIN/ANSI
		3.051					.590	.750	4.921	1.181		.650	



C174



C157



E9



E27



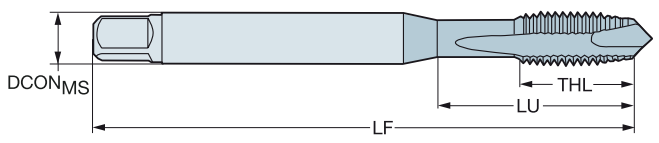
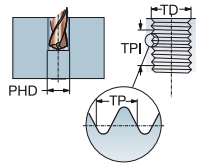
C154

Macho de corte CoroTap™ 200 com ponta helicoidal

Perfil de rosca: UNC

DIN/ANSI

ULDR
SUBSTRATE 3.0
HSS-E-PM



N

											N				Dimensões, mm, pol.			
TDZ	TPI	LU	CZC _{MS}	THCHT	TCTR	Código para pedido	DCON _{MS}	TD	LF	THL	NOF	PHD	BSG					
UNC #4-40	40.00	15.47	.141 x .110	B	2B	T200-NM100AE-4-40	3.6	2.84	56.0	9.0	2	2.4	DIN/ANSI					
		.609					.141	.112	2.205	.354		.083						
UNC #6-32	32.00	15.08	.141 x .110	B	2B	T200-NM100AE-6-32	3.6	3.51	56.0	11.0	2	2.9	DIN/ANSI					
		.594					.141	.138	2.205	.433		.112						
UNC #8-32	32.00	16.58	.168 x .131	B	2B	T200-NM100AE-8-32	4.3	4.17	63.0	13.0	2	3.5	DIN/ANSI					
		.653					.168	.164	2.480	.512		.138						
UNC #10-24	24.00	21.42	.194 x .152	B	2B	T200-NM100AE-10-24	4.9	4.83	70.0	14.0	2	3.9	DIN/ANSI					
		.843					.194	.190	2.756	.551		.154						
UNC 1/4-20	20.00	25.59	.255 x .191	B	2B	T200-NM100AE-1/4	6.5	6.35	80.0	15.0	3	5.1	DIN/ANSI					
		1.007					.255	.250	3.150	.591		.201						
UNC 5/16-18	18.00	30.20	.318 x .238	B	2B	T200-NM100AE-5/16	8.1	7.94	90.0	18.0	3	6.6	DIN/ANSI					
		1.189					.318	.313	3.543	.709		.260						
UNC 7/16-14	14.00	72.60	.323 x .242	B	2B	T200-NM100AE-7/16	8.2	11.11	100.0	20.0	3	9.4	DIN/ANSI					
		2.858					.323	.438	3.937	.787		.370						
UNC 1/2-13	13.00	81.80	.367 x .275	B	2B	T200-NM100AE-1/2	9.3	12.70	110.0	23.0	3	10.8	DIN/ANSI					
		3.220					.367	.500	4.331	.906		.425						

Perfil de rosca: UNF

DIN/ANSI

											N				Dimensões, mm, pol.			
TDZ	TPI	LU	CZC _{MS}	THCHT	TCTR	Código para pedido	DCON _{MS}	TD	LF	THL	NOF	PHD	BSG					
UNF #10-32	32.00	21.42	.194 x .152	B	2B	T200-NM100AF-10-32	4.9	4.83	70.0	14.0	2	4.1	DIN/ANSI					
		.843					.194	.190	2.756	.551		.161						
UNF 1/4-28	28.00	25.59	.255 x .191	B	2B	T200-NM100AF-1/4	6.5	6.35	80.0	15.0	3	5.5	DIN/ANSI					
		1.007					.255	.250	3.150	.591		.217						



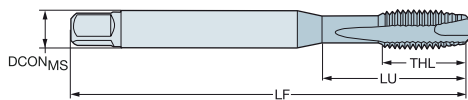
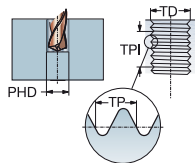
Macho de corte CoroTap™ 200 com ponta helicoidal

Perfil de rosca: UNF

DIN/ANSI

ULDR
SUBSTRATE
COATING

2.5
HSS-PM
PVD TIALN+WCC



M

							Dimensões, mm, pol.					
TDZ	TPI	LU	CZC _{MS}	THGHT	TCTR	Código para pedido	DCON _{MS}	TD	LF	THL	NOF	BSG
UNF #10-32	32.00	21.42 .843	.194 x .152	B	2B	E87310-32	4.9 .194	4.83 .190	70.0 2.756	14.0 .551	3	DIN/ANSI
UNF 1/4-28	28.00	25.59 1.007	.255 x .191	B	2B	E8731/4	6.5 .255	6.35 .250	80.0 3.150	15.0 .591	3	DIN/ANSI
UNF 5/16-24	24.00	30.20 1.189	.318 x .238	B	2B	E8735/16	8.1 .318	7.94 .313	90.0 3.543	18.0 .709	3	DIN/ANSI
UNF 3/8-24	24.00	32.80 1.292	.381 x .286	B	2B	E8733/8	9.7 .381	9.53 .375	100.0 3.937	20.0 .787	3	DIN/ANSI
UNF 7/16-20	20.00	72.60 2.858	.323 x .242	B	2B	E8737/16	8.2 .323	11.11 .438	100.0 3.937	20.0 .787	4	DIN/ANSI
UNF 1/2-20	20.00	81.80 3.220	.367 x .275	B	2B	E8731/2	9.3 .367	12.70 .500	110.0 4.331	23.0 .906	4	DIN/ANSI
UNF 5/8-18	18.00	65.80 2.591	.480 x .360	B	2B	E8735/8	12.2 .480	15.88 .625	110.0 4.331	23.0 .906	4	DIN/ANSI
UNF 7/8-14	14.00	90.90 3.579	.697 x .523	B	2B	E8737/8	17.7 .697	22.23 .875	140.0 5.512	34.0 1.339	4	DIN/ANSI



C174



C157



E9



C154

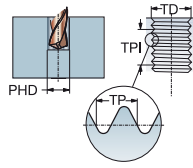
Macho de corte CoroTap™ 200 com ponta helicoidal

Perfil de rosca: UNF

DIN/ANSI

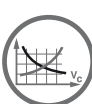
ULDR
SUBSTRATE
COATING

2.0
HSS-E-PM
PVD TICN



Para ligas à base de níquel

							s						
							Dimensões, mm, pol.						
TDZ	TPI	LU	CZC _{MS}	THCHT	TCTR	Código para pedido	DCON _{MS}	TD	LF	THL	NOF	PHD	BSG
UNF #4-48	48.00	14.20	.141 x .110	B	3BX	T200-SD100AF-4-48	3.6	2.84	55.9	14.2	3	2.4	DIN/ANSI
	.559						.141	.112	2.202	.559		.094	
UNF #6-40	40.00	17.50	.141 x .110	B	3BX	T200-SD100AF-6-40	3.6	3.51	55.3	17.5	3	3.0	DIN/ANSI
	.689						.141	.138	2.176	.689		.116	
UNF #8-36	36.00	20.80	.168 x .131	B	3BX	T200-SD100AF-8-36	4.3	4.17	62.6	20.8	3	3.5	DIN/ANSI
	.819						.168	.164	2.466	.819		.138	
UNF #10-32	32.00	24.10	.194 x .152	B	3BX	T200-SD100AF-10-32	4.9	4.83	69.7	24.1	3	4.1	DIN/ANSI
	.949						.194	.190	2.744	.949		.161	
UNF 1/4-28	28.00	31.80	.255 x .191	B	3BX	T200-SD100AF-1/4	6.5	6.35	79.0	31.8	3	5.5	DIN/ANSI
	1.252						.255	.250	3.111	1.252		.217	
UNF 5/16-24	24.00	39.70	.318 x .238	B	3BX	T200-SD100AF-5/16	8.1	7.94	89.1	39.7	3	6.9	DIN/ANSI
	1.563						.318	.313	3.509	1.563		.272	
UNF 3/8-24	24.00	47.60	.381 x .286	B	3BX	T200-SD100AF-3/8	9.7	9.53	99.2	47.6	3	8.5	DIN/ANSI
	1.874						.381	.375	3.906	1.874		.335	
UNF 7/16-20	20.00	72.60	.323 x .242	B	3BX	T200-SD100AF-7/16	8.2	11.11	100.0	20.0	4	9.9	DIN/ANSI
	2.858						.323	.438	3.937	.787		.390	
UNF 1/2-20	20.00	81.80	.367 x .275	B	3BX	T200-SD100AF-1/2	9.3	12.70	110.0	23.0	4	11.5	DIN/ANSI
	3.220						.367	.500	4.331	.906		.453	
UNF 5/8-18	18.00	65.80	.480 x .360	B	3BX	T200-SD100AF-5/8	12.2	15.88	110.0	23.0	4	14.5	DIN/ANSI
	2.591						.480	.625	4.331	.906		.571	
UNF 3/4-16	16.00	77.50	.590 x .442	B	3BX	T200-SD100AF-3/4	15.0	19.05	125.0	30.0	4	17.5	DIN/ANSI
	3.051						.590	.750	4.921	1.181		.689	



C174



C157



E9



E27



C154

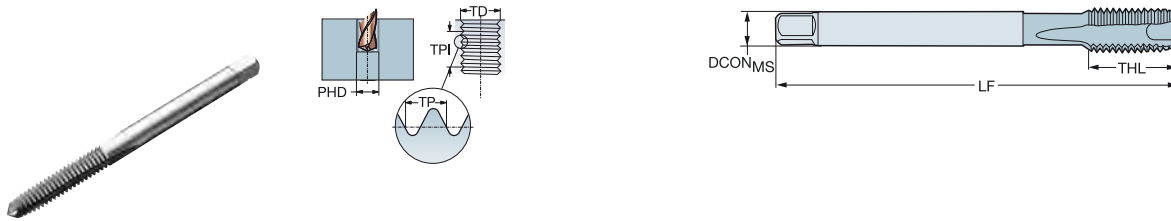
Macho de corte CoroTap™ 200 com ponta helicoidal

Perfil de rosca: UNJC

DIN/ANSI

ULDR
SUBSTRATE
COATING

2.0
HSS-E-PM
PVD TICN



Para ligas à base de níquel

							s							Dimensões, mm, pol.	
TDZ	TPI	LU	CZC _{MS}	THCHT	TCTR	Código para pedido	DIN/ANSI	DCON _{MS}	TD	LF	THL	NOF	PHD	BSG	
UNJC #4-40	40.00	14.20	.141 x .110	B	3BX	T200-SD100AH-4-40	*	3.6	2.84	55.9	14.2	3	2.4	DIN/ANSI	
		.559						.141	.112	2.202	.559		.083		
UNJC #6-32	32.00	17.50	.141 x .110	B	3BX	T200-SD100AH-6-32	*	3.6	3.51	55.3	17.5	3	2.9	DIN/ANSI	
		.689						.141	.138	2.176	.689		.112		
UNJC #8-32	32.00	20.80	.168 x .131	B	3BX	T200-SD100AH-8-32	*	4.3	4.17	62.6	20.8	3	3.5	DIN/ANSI	
		.819						.168	.164	2.466	.819		.138		



C174



C157



E9



E27



C154



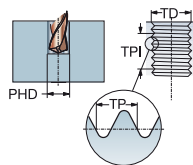
Macho de corte CoroTap™ 200 com ponta helicoidal

Perfil de rosca: UNJF

DIN 2184-1, DIN/ANSI

ULDR
SUBSTRATE
COATING

2.0
HSS-E-PM
PVD ALCRN

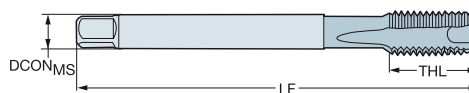
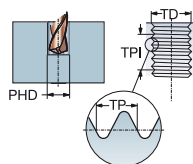


Ligas à base de titânio

							s						
							DIMENSÕES						
							Dimensões, mm, pol.						
TDZ	TPI	LU	CZC _{MS}	THCHT	TCTR	Código para pedido	DCON _{MS}	TD	LF	THL	NOF	PHD	BSG
UNJF #10-32	32.00	16.00	6.00 x 4.90	B	3B	T200-SM100DI-10-32	6.0	4.83	70.0	16.0	3	4.1	DIN 2184-1
	.630						.236	.190	2.756	.630		.161	
UNJF 1/4-28	28.00	25.00	7.00 x 5.50	B	3B	T200-SM100DI-1/4	7.0	6.35	80.0	15.0	3	5.5	DIN 2184-1
	.984						.276	.250	3.150	.591		.217	
UNJF 5/16-24	24.00	29.50	8.00 x 6.20	B	3B	T200-SM100DI-5/16	8.0	7.94	90.0	18.0	3	6.9	DIN 2184-1
	1.161						.315	.313	3.543	.709		.272	
UNJF 3/8-24	24.00	33.50	10.00 x 8.00	B	3B	T200-SM100DI-3/8	10.0	9.53	100.0	20.0	3	8.5	DIN 2184-1
	1.319						.394	.375	3.937	.787		.335	

ULDR
SUBSTRATE
COATING

2.0
HSS-E-PM
PVD TICN



Para ligas à base de níquel

							s						
							DIMENSÕES						
							Dimensões, mm, pol.						
TDZ	TPI	LU	CZC _{MS}	THCHT	TCTR	Código para pedido	DCON _{MS}	TD	LF	THL	NOF	PHD	BSG
UNJF #10-32	32.00	24.10	.194 x .152	B	3BX	T200-SD100AI-10-32	4.9	4.83	69.7	24.1	3	4.1	DIN/ANSI
	.949						.194	.190	2.744	.949		.161	
UNJF 1/4-28	28.00	31.80	.255 x .191	B	3BX	T200-SD100AI-1/4	6.5	6.35	79.0	31.8	3	5.5	DIN/ANSI
	1.252						.255	.250	3.111	1.252		.217	
UNJF 5/16-24	24.00	39.70	.323 x .242	B	3BX	T200-SD100AI-5/16	8.2	7.94	89.1	39.7	3	6.9	DIN/ANSI
	1.563						.323	.313	3.509	1.563		.272	
UNJF 3/8-24	24.00	47.60	.381 x .286	B	3BX	T200-SD100AI-3/8	9.7	9.53	99.2	47.6	3	8.5	DIN/ANSI
	1.874						.381	.375	3.906	1.874		.335	
UNJF 7/16-20	20.00	72.60	.323 x .242	B	3BX	T200-SD100AI-7/16	8.2	11.11	100.0	20.0	4	9.9	DIN/ANSI
	2.858						.323	.438	3.937	.787		.390	
UNJF 1/2-20	20.00	81.80	.367 x .275	B	3BX	T200-SD100AI-1/2	9.3	12.70	110.0	23.0	4	11.5	DIN/ANSI
	3.220						.367	.500	4.331	.906		.453	



C174



C157



E9



E27



C154

CoroTap™ 300

Aplicações

- Adequados para furos cegos
- Disponíveis para muitos formatos de rosca e normas
- Profundidades até 3 × diâmetro



Características e benefícios

- O desenho do canal helicoidal garante um ângulo de saída constante e proporciona um processo de corte constante
 - Chanfro traseiro, usado em machos com alto ângulo de hélice, reduz o torque e o lascamento
 - Os machos com ângulo de hélice alto proporcionam excelente escoamento de cavacos e possibilidades de roscas até 3 × o diâmetro em furos cegos
 - Os machos com ângulo de hélice baixo propiciam arestas robustas e são adequados para rosqueamento de materiais difíceis, gerando cavacos curtos em furos cegos
 - Machos de aço rápido sinterizado para maior resistência ao desgaste e vida útil mais longa da ferramenta
 - Machos inteiriços de metal duro para vida útil da ferramenta mais longa e alta produtividade
-
- Machos com retificação do canal helicoidal
 - O canal helicoidal transporta os cavacos para fora do furo
 - Melhor opção para furos cegos
 - Ângulo de hélice diferente para diferentes aplicações
 - Canal usado para fluido de corte e escoamento de cavacos
 - Diferentes profundidades de rosqueamento, dependendo da aplicação e geometria



www.sandvik.coromant.com/corotap300



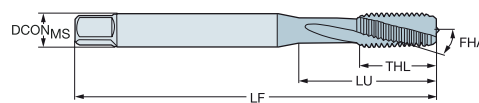
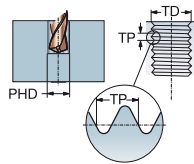
CoroChuck™ 970, consulte nosso catálogo de ferramentas rotativas.

Macho de corte CoroTap™ 300 com canais helicoidais

Perfil de rosca: Métrico

C-DIN 371, DIN 371, DIN 376

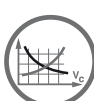
ULDR 1.5
 FHA 15°
 SUBSTRATE HSS-E-PM
 COATING PVD TIALN



30-48 HRC

Dimensões, mm, pol.

TDZ	TP	LU	CZC _{MIS}	THCHT	TCTR	Código para pedido	DCON _{MIS}	TD	LF	THL	NOF	BSG
M 3	0.50	12.00	4.50 x 3.40	C	6H	E314M3	4.5	3.00	63.0	12.0	3	C-DIN 371
		.472					.177	.118	2.480	.472		
M 4	0.70	13.00	6.00 x 4.90	C	6H	E314M4	6.0	4.00	70.0	13.0	3	C-DIN 371
		.512					.236	.157	2.756	.512		
M 5	0.80	15.00	6.00 x 4.90	C	6H	E314M5	6.0	5.00	80.0	15.0	3	C-DIN 371
		.591					.236	.197	3.150	.591		
M 6	1.00	18.00	8.00 x 6.20	C	6H	E314M6	8.0	6.00	90.0	18.0	3	C-DIN 371
		.709					.315	.236	3.543	.709		
M 8	1.25	20.00	10.00 x 8.00	C	6H	E314M8	10.0	8.00	100.0	20.0	3	C-DIN 371
		.787					.394	.315	3.937	.787		
M 10	1.50	39.00	10.00 x 8.00	C	6H	E314M10	10.0	10.00	100.0	20.0	3	DIN 371
		1.535					.394	.394	3.937	.787		
M 12	1.75	83.00	9.00 x 7.00	C	6H	E316M12	9.0	12.00	110.0	23.0	4	DIN 376
		3.268					.354	.472	4.331	.906		
M 14	2.00	81.00	11.00 x 9.00	C	6H	E316M14	11.0	14.00	110.0	25.0	4	DIN 376
		3.189					.433	.551	4.331	.984		
M 16	2.00	68.00	12.00 x 9.00	C	6H	E316M16	12.0	16.00	110.0	25.0	4	DIN 376
		2.677					.472	.630	4.331	.984		
M 20	2.50	95.00	16.00 x 12.00	C	6H	E316M20	16.0	20.00	140.0	30.0	4	DIN 376
		3.740					.630	.787	5.512	1.181		



C177



C157



E9



C154

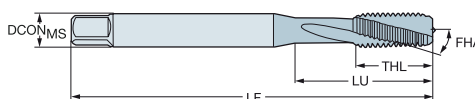
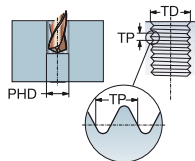
Macho de corte CoroTap™ 300 com canais helicoidais

Perfil de rosca: Métrico

DIN/ANSI

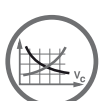
ULDR
FHA
SUBSTRATE
COATING

1.5
15°
HSS-E-PM
PVD TIALN



30-48 HRC

							Dimensões, mm, pol.						
TDZ	TP	LU	CZC _{MS}	THCHT	TCTR	Código para pedido	DCON _{MS}	TD	LF	THL	NOF	BSG	
M 3	0.50	13.00	.168 x .131	C	6H	E864M3	4.3	3.00	63.0	14.7	3	DIN/ANSI	
		.512					.168	.118	2.480	.579			
M 4	0.70	15.10	.194 x .152	C	6H	E864M4	4.9	4.00	70.0	15.1	3	DIN/ANSI	
		.594					.194	.157	2.756	.594			
M 5	0.80	17.00	.255 x .191	C	6H	E864M5	6.5	5.00	80.0	17.0	3	DIN/ANSI	
		.669					.255	.197	3.150	.669			
M 6	1.00	20.20	.318 x .238	C	6H	E864M6	8.1	6.00	90.0	20.2	3	DIN/ANSI	
		.795					.318	.236	3.543	.795			
M 8	1.25	20.00	.381 x .286	C	6H	E864M8	9.7	8.00	100.0	22.8	3	DIN/ANSI	
		.787					.381	.315	3.937	.898			
M 10	1.50	37.80	.381 x .286	C	6H	E864M10	9.7	10.00	100.0	20.0	3	DIN/ANSI	
		1.488					.381	.394	3.937	.787			
M 12	1.75	86.02	.367 x .275	C	6H	E864M12	9.3	12.00	110.0	23.0	4	DIN/ANSI	
		3.386					.367	.472	4.331	.906			
M 14	2.00	84.82	.429 x .322	C	6H	E864M14	10.9	14.00	110.0	23.0	4	DIN/ANSI	
		3.339					.429	.551	4.331	.906			
M 16	2.00	70.86	.480 x .360	C	6H	E864M16	12.2	16.00	110.0	23.0	4	DIN/ANSI	
		2.790					.480	.630	4.331	.906			
M 18	2.50	84.69	.542 x .406	C	6H	E864M18	13.8	18.00	125.0	30.0	4	DIN/ANSI	
		3.334					.542	.709	4.921	1.181			
M 20	2.50	97.58	.652 x .489	C	6H	E864M20	16.6	20.00	140.0	30.0	4	DIN/ANSI	
		3.842					.652	.787	5.512	1.181			



C177



C157



E9



C154

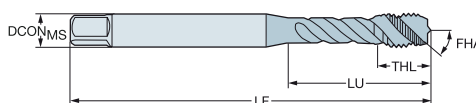
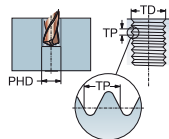


Macho de corte CoroTap™ 300 com canais helicoidais

Perfil de rosca: Métrico

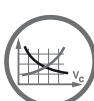
DIN 371, DIN 376

ULDR 3.0
 FHA 48°
 SUBSTRATE HSS-E-PM
 COATING PVD TIALN



≤350HB

							Dimensões, mm, pol.					
TDZ	TP	LU	CZC _{MIS}	THCHT	TCTR	Código para pedido	DCON _{MIS}	TD	LF	THL	NOF	BSG
M 1.6	0.35	20.00	2.50 x 2.10	C	6HX	EX03PM1.6	2.5	1.60	40.0	6.0	2	DIN 371
		.787					.098	.063	1.575	.236		
M 2	0.40	9.00	2.80 x 2.10	C	6HX	EX03PM2	2.8	2.00	45.0	4.0	3	DIN 371
		.354					.110	.079	1.772	.157		
M 2.3	0.40	12.00	2.80 x 2.10	C	6HX	EX03PM2.3	2.8	2.30	45.0	4.0	3	DIN 371
		.472					.110	.091	1.772	.157		
M 2.5	0.45	12.50	2.80 x 2.10	C	6HX	EX03PM2.5	2.8	2.50	50.0	4.0	3	DIN 371
		.492					.110	.098	1.969	.157		
M 2.6	0.45	12.50	2.80 x 2.10	C	6HX	EX03PM2.6	2.8	2.60	50.0	4.0	3	DIN 371
		.492					.110	.102	1.969	.157		
M 3	0.50	18.00	3.50 x 2.70	C	6HX	EX03PM3	3.5	3.00	56.0	5.9	3	DIN 371
		.709					.138	.118	2.205	.232		
M 3.5	0.60	20.00	4.00 x 3.00	C	6HX	EX03PM3.5	4.0	3.50	56.0	7.0	3	DIN 371
		.787					.157	.138	2.205	.276		
M 4	0.70	21.00	4.50 x 3.40	C	6HX	EX03PM4	4.5	4.00	63.0	6.7	3	DIN 371
		.827					.177	.157	2.480	.264		
M 5	0.80	25.00	6.00 x 4.90	C	6HX	EX03PM5	6.0	5.00	70.0	7.7	3	DIN 371
		.984					.236	.197	2.756	.303		
M 5	0.80	49.00	3.50 x 2.70	C	6HX	EX03PM5DIN376	3.5	5.00	70.0	8.0	3	DIN 376
		1.929					.138	.197	2.756	.315		
M 6	1.00	30.00	6.00 x 4.90	C	6HX	EX03PM6	6.0	6.00	80.0	10.0	3	DIN 371
		1.181					.236	.236	3.150	.394		
M 6	1.00	59.00	4.50 x 3.40	C	6HX	EX03PM6DIN376	4.5	6.00	80.0	10.0	3	DIN 376
		2.323					.177	.236	3.150	.394		
M 7	1.00	31.00	7.00 x 5.50	C	6HX	EX03PM7	7.0	7.00	80.0	10.0	3	DIN 371
		1.220					.276	.276	3.150	.394		
M 8	1.25	35.00	8.00 x 6.20	C	6HX	EX03PM8	8.0	8.00	90.0	11.6	3	DIN 371
		1.378					.315	.315	3.543	.457		
M 8	1.25	67.00	6.00 x 4.90	C	6HX	EX03PM8DIN376	6.0	8.00	90.0	13.0	3	DIN 376
		2.638					.236	.315	3.543	.512		
M 10	1.50	39.00	10.00 x 8.00	C	6HX	EX03PM10	10.0	10.00	100.0	15.1	3	DIN 371
		1.535					.394	.394	3.937	.594		
M 10	1.50	77.00	7.00 x 5.50	C	6HX	EX03PM10DIN376	7.0	10.00	100.0	15.0	3	DIN 376
		3.032					.276	.394	3.937	.591		
M 12	1.75	83.00	9.00 x 7.00	C	6HX	EX03PM12	9.0	12.00	110.0	16.0	3	DIN 376
		3.268					.354	.472	4.331	.630		
M 14	2.00	81.00	11.00 x 9.00	C	6HX	EX03PM14	11.0	14.00	110.0	20.0	3	DIN 376
		3.189					.433	.551	4.331	.787		
M 16	2.00	68.00	12.00 x 9.00	C	6HX	EX03PM16	12.0	16.00	110.0	20.0	4	DIN 376
		2.677					.472	.630	4.331	.787		
M 18	2.50	81.00	14.00 x 11.00	C	6HX	EX03PM18	14.0	18.00	125.0	25.0	4	DIN 376
		3.189					.551	.709	4.921	.984		
M 20	2.50	95.00	16.00 x 12.00	C	6HX	EX03PM20	16.0	20.00	140.0	25.0	4	DIN 376
		3.740					.630	.787	5.512	.984		
M 22	2.50	93.00	18.00 x 14.50	C	6HX	EX03PM22	18.0	22.00	140.0	25.0	4	DIN 376
		3.661					.709	.866	5.512	.984		
M 24	3.00	113.00	18.00 x 14.50	C	6HX	EX03PM24	18.0	24.00	160.0	30.0	4	DIN 376
		4.449					.709	.945	6.299	1.181		
M 27	3.00	97.00	20.00 x 16.00	C	6HX	EX03PM27	20.0	27.00	160.0	30.0	4	DIN 376
		3.819					.787	1.063	6.299	1.181		
M 30	3.50	115.00	22.00 x 18.00	C	6HX	EX03PM30	22.0	30.00	180.0	36.0	4	DIN 376
		4.528					.866	1.181	7.087	1.417		



C177



C157



E9



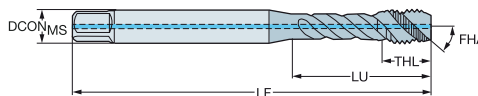
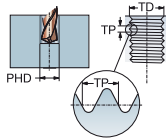
C154

Macho de corte CoroTap™ 300 com canais helicoidais

Perfil de rosca: Métrico

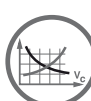
DIN 371, DIN 376

ULDR 3.0
 FHA 48°
 SUBSTRATE HSS-E-PM
 COATING PVD TIALN



								Dimensões, mm, pol.						
TDZ	TP	LU	CZC _{MS}	THCHT	TCTR	CNSC	CXSC	Código para pedido	DCON _{MS}	TD	LF	THL	NOF	BSG
M 4	0.70	21.00	4.50 x 3.40	C	6HX	1	1	EX09PM4	4.5	4.00	63.0	6.7	3	DIN 371
		.827							.177	.157	2.480	.264		
M 5	0.80	25.00	6.00 x 4.90	C	6HX	1	1	EX09PM5	6.0	5.00	70.0	7.7	3	DIN 371
		.984							.236	.197	2.756	.303		
M 6	1.00	31.00	6.00 x 4.90	C	6HX	1	1	EX09PM6	6.0	6.00	80.0	10.0	3	DIN 371
		1.220							.236	.236	3.150	.394		
M 7	1.00	31.00	7.00 x 5.50	C	6HX	1	1	EX09PM7	7.0	7.00	80.0	10.0	3	DIN 371
		1.220							.276	.276	3.150	.394		
M 8	1.25	35.00	8.00 x 6.20	C	6HX	1	1	EX09PM8	8.0	8.00	90.0	11.6	3	DIN 371
		1.378							.315	.315	3.543	.457		
M 10	1.50	39.00	10.00 x 8.00	C	6HX	1	1	EX09PM10	10.0	10.00	100.0	15.1	3	DIN 371
		1.535							.394	.394	3.937	.594		
M 12	1.75	83.00	9.00 x 7.00	C	6HX	1	1	EX09PM12	9.0	12.00	110.0	16.0	3	DIN 376
		3.268							.354	.472	4.331	.630		
M 14	2.00	81.00	11.00 x 9.00	C	6HX	1	1	EX09PM14	11.0	14.00	110.0	20.0	3	DIN 376
		3.189							.433	.551	4.331	.787		
M 16	2.00	68.00	12.00 x 9.00	C	6HX	1	1	EX09PM16	12.0	16.00	110.0	20.0	4	DIN 376
		2.677							.472	.630	4.331	.787		
M 18	2.50	81.00	14.00 x 11.00	C	6HX	1	1	EX09PM18	14.0	18.00	125.0	25.0	4	DIN 376
		3.189							.551	.709	4.921	.984		
M 20	2.50	95.00	16.00 x 12.00	C	6HX	1	1	EX09PM20	16.0	20.00	140.0	25.0	4	DIN 376
		3.740							.630	.787	5.512	.984		
M 22	2.50	93.00	18.00 x 14.50	C	6HX	1	1	EX09PM22	18.0	22.00	140.0	25.0	4	DIN 376
		3.661							.709	.866	5.512	.984		
M 24	3.00	113.00	18.00 x 14.50	C	6HX	1	1	EX09PM24	18.0	24.00	160.0	30.0	4	DIN 376
		4.449							.709	.945	6.299	1.181		
M 27	3.00	97.00	20.00 x 16.00	C	6HX	1	1	EX09PM27	20.0	27.00	160.0	30.0	4	DIN 376
		3.819							.787	1.063	6.299	1.181		
M 30	3.50	115.00	22.00 x 18.00	C	6HX	1	1	EX09PM30	22.0	30.00	180.0	36.0	4	DIN 376
		4.528							.866	1.181	7.087	1.417		

CXSC 1 = saída de refrigeração concêntrica axial



C177



C157



E9



E28



C154



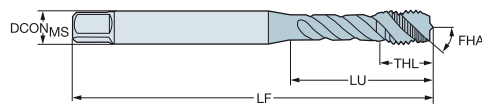
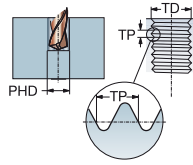
Macho de corte CoroTap™ 300 com canais helicoidais

Perfil de rosca: Métrico

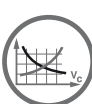
DIN/ANSI

ULDR
FHA
SUBSTRATE
COATING

3.0
48°
HSS-E-PM
PVD TiAlN



						Dimensões, mm, pol.						
TDZ	TP	LU	CZC _{MS}	THCHT	TCTR	Código para pedido	DCON _{MS}	TD	LF	THL	NOF	BSG
M 3	0.50	15.88	.141 x .110	C	6HX	EX03PAM3	3.6	3.00	56.0	6.0	3	DIN/ANSI
		.625					.141	.118	2.205	.236		
M 4	0.70	16.58	.168 x .131	C	6HX	EX03PAM4	4.3	4.00	63.0	7.0	3	DIN/ANSI
		.653					.168	.157	2.480	.276		
M 5	0.80	21.42	.194 x .152	C	6HX	EX03PAM5	4.9	5.00	70.0	8.0	3	DIN/ANSI
		.843					.194	.197	2.756	.315		
M 6	1.00	25.59	.255 x .191	C	6HX	EX03PAM6	6.5	6.00	80.0	10.0	3	DIN/ANSI
		1.007					.255	.236	3.150	.394		
M 8	1.25	30.20	.318 x .238	C	6HX	EX03PAM8	8.1	8.00	90.0	12.0	3	DIN/ANSI
		1.189					.318	.315	3.543	.472		
M 10	1.50	37.77	.381 x .286	C	6HX	EX03PAM10	9.7	10.00	100.0	15.0	3	DIN/ANSI
		1.487					.381	.394	3.937	.591		
M 12	1.75	86.02	.367 x .275	C	6HX	EX03PAM12	9.3	12.00	110.0	18.0	3	DIN/ANSI
		3.386					.367	.472	4.331	.709		
M 14	2.00	84.82	.429 x .322	C	6HX	EX03PAM14	10.9	14.00	110.0	20.0	3	DIN/ANSI
		3.339					.429	.551	4.331	.787		
M 16	2.00	70.86	.480 x .360	C	6HX	EX03PAM16	12.2	16.00	110.0	23.0	4	DIN/ANSI
		2.790					.480	.630	4.331	.906		
M 18	2.50	84.69	.542 x .406	C	6HX	EX03PAM18	13.8	18.00	125.0	30.0	4	DIN/ANSI
		3.334					.542	.709	4.921	1.181		
M 20	2.50	97.58	.652 x .489	C	6HX	EX03PAM20	16.6	20.00	140.0	30.0	4	DIN/ANSI
		3.842					.652	.787	5.512	1.181		
M 24	3.00	101.60	.760 x .570	C	6HX	EX03PAM24	19.3	24.00	160.0	30.0	4	DIN/ANSI
		4.000					.760	.945	6.299	1.181		



C177



C157



E9



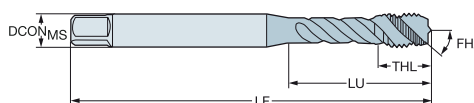
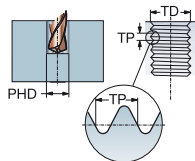
C154

Macho de corte CoroTap™ 300 com canais helicoidais

Perfil de rosca: Métrico

DIN 371, DIN 376

ULDR 2.0
 FHA 40°
 SUBSTRATE HSS-E
 COATING PVD FEN



M

							Dimensões, mm, pol.						
TDZ	TP	LU	CZC _{MS}	THCHT	TCTR	Código para pedido	DCON _{MS}	TD	LF	THL	NOF	BSG	
M 3	0.50	18.00	3.50 x 2.70	C	6H	E346M3	3.5	3.00	56.0	5.9	3	DIN 371	
		.709					.138	.118	2.205	.232			
M 4	0.70	21.00	4.50 x 3.40	C	6H	E346M4	4.5	4.00	63.0	6.7	3	DIN 371	
		.827					.177	.157	2.480	.264			
M 5	0.80	25.00	6.00 x 4.90	C	6H	E346M5	6.0	5.00	70.0	7.7	3	DIN 371	
		.984					.236	.197	2.756	.303			
M 6	1.00	30.00	6.00 x 4.90	C	6H	E346M6	6.0	6.00	80.0	10.0	3	DIN 371	
		1.181					.236	.236	3.150	.394			
M 8	1.25	33.00	8.00 x 6.20	C	6H	E346M8	8.0	8.00	90.0	11.6	3	DIN 371	
		1.299					.315	.315	3.543	.457			
M 10	1.50	39.00	10.00 x 8.00	C	6H	E346M10	10.0	10.00	100.0	15.1	3	DIN 371	
		1.535					.394	.394	3.937	.594			
M 12	1.75	83.00	9.00 x 7.00	C	6H	E347M12	9.0	12.00	110.0	16.0	4	DIN 376	
		3.268					.354	.472	4.331	.630			
M 14	2.00	81.00	11.00 x 9.00	C	6H	E347M14	11.0	14.00	110.0	20.0	4	DIN 376	
		3.189					.433	.551	4.331	.787			
M 16	2.00	68.00	12.00 x 9.00	C	6H	E347M16	12.0	16.00	110.0	20.0	4	DIN 376	
		2.677					.472	.630	4.331	.787			
M 18	2.50	81.00	14.00 x 11.00	C	6H	E347M18	14.0	18.00	125.0	25.0	4	DIN 376	
		3.189					.551	.709	4.921	.984			
M 20	2.50	95.00	16.00 x 12.00	C	6H	E347M20	16.0	20.00	140.0	25.0	4	DIN 376	
		3.740					.630	.787	5.512	.984			
M 24	3.00	113.00	18.00 x 14.50	C	6H	E347M24	18.0	24.00	160.0	30.0	4	DIN 376	
		4.449					.709	.945	6.299	1.181			
M 27	3.00	97.00	20.00 x 16.00	C	6H	E347M27	20.0	27.00	160.0	30.0	4	DIN 376	
		3.819					.787	1.063	6.299	1.181			
M 30	3.50	115.00	22.00 x 18.00	C	6H	E347M30	22.0	30.00	180.0	36.0	4	DIN 376	
		4.528					.866	1.181	7.087	1.417			



C177



C157



E9



C154

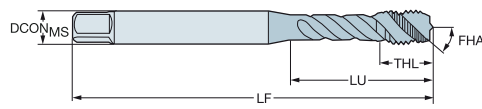
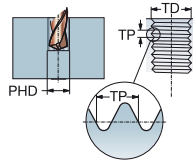


Macho de corte CoroTap™ 300 com canais helicoidais

Perfil de rosca: Métrico

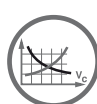
DIN 371, DIN 376

ULDR 2.5
 FHA 48°
 SUBSTRATE HSS-E
 COATING PVD TIALN+WCC



M

							Dimensões, mm, pol.						
TDZ	TP	LU	CZC _{MS}	THCHT	TCTR	Código para pedido	DCON _{MS}	TD	LF	THL	NOF	BSG	
M 1.6	0.35	8.00	2.50 x 2.10	C	6H	E404M1.6	2.5	1.60	40.0	6.0	2	DIN 371	
		.315					.098	.063	1.575	.236			
M 2	0.40	9.00	2.80 x 2.10	C	6H	E404M2	2.8	2.00	45.0	4.0	3	DIN 371	
		.354					.110	.079	1.772	.157			
M 2.2	0.45	12.00	2.80 x 2.10	C	6H	E404M2.2	2.8	2.20	45.0	4.0	3	DIN 371	
		.472					.110	.087	1.772	.157			
M 2.3	0.40	12.00	2.80 x 2.10	C	6H	E404M2.3	2.8	2.30	45.0	4.0	3	DIN 371	
		.472					.110	.091	1.772	.157			
M 2.5	0.45	12.50	2.80 x 2.10	C	6H	E404M2.5	2.8	2.50	50.0	4.0	3	DIN 371	
		.492					.110	.098	1.969	.157			
M 3	0.50	18.00	3.50 x 2.70	C	6H	E404M3	3.5	3.00	56.0	5.9	3	DIN 371	
		.709					.138	.118	2.205	.232			
M 4	0.70	21.00	4.50 x 3.40	C	6H	E404M4	4.5	4.00	63.0	6.7	3	DIN 371	
		.827					.177	.157	2.480	.264			
M 5	0.80	25.00	6.00 x 4.90	C	6H	E404M5	6.0	5.00	70.0	7.7	3	DIN 371	
		.984					.236	.197	2.756	.303			
M 6	1.00	30.00	6.00 x 4.90	C	6H	E404M6	6.0	6.00	80.0	10.0	3	DIN 371	
		1.181					.236	.236	3.150	.394			
M 8	1.25	35.00	8.00 x 6.20	C	6H	E404M8	8.0	8.00	90.0	11.6	3	DIN 371	
		1.378					.315	.315	3.543	.457			
M 10	1.50	39.00	10.00 x 8.00	C	6H	E404M10	10.0	10.00	100.0	15.1	3	DIN 371	
		1.535					.394	.394	3.937	.594			
M 12	1.75	83.00	9.00 x 7.00	C	6H	E404M12	9.0	12.00	110.0	23.0	3	DIN 376	
		3.268					.354	.472	4.331	.906			
M 14	2.00	81.00	11.00 x 9.00	C	6H	E404M14	11.0	14.00	110.0	20.0	3	DIN 376	
		3.189					.433	.551	4.331	.787			
M 16	2.00	68.00	12.00 x 9.00	C	6H	E404M16	12.0	16.00	110.0	20.0	4	DIN 376	
		2.677					.472	.630	4.331	.787			
M 20	2.50	95.00	16.00 x 12.00	C	6H	E404M20	16.0	20.00	140.0	25.0	4	DIN 376	
		3.740					.600	.787	5.512	.984			



C177



C157



E9



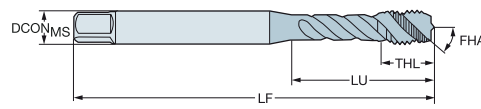
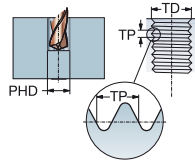
C154

Macho de corte CoroTap™ 300 com canais helicoidais

Perfil de rosca: Métrico

DIN/ANSI

ULDR 2.5
 FHA 48°
 SUBSTRATE HSS-PM
 COATING PVD TIALN+WCC



M

							Dimensões, mm, pol.						
TDZ	TP	LU	CZC _{MIS}	THCHT	TCTR	Código para pedido	DCON _{MIS}	TD	LF	THL	NOF	BSG	
M 4	0.70	16.58	.168 x .131	C	6H	E862M4	4.3	4.00	63.0	7.9	3	DIN/ANSI	
		.653					.168	.157	2.480	.311			
M 5	0.80	21.42	.194 x .152	C	6H	E862M5	4.9	5.00	70.0	8.0	3	DIN/ANSI	
		.843					.194	.197	2.756	.315			
M 6	1.00	25.59	.255 x .191	C	6H	E862M6	6.5	6.00	80.0	10.7	3	DIN/ANSI	
		1.007					.255	.236	3.150	.421			
M 8	1.25	30.20	.318 x .238	C	6H	E862M8	8.1	8.00	90.0	12.1	3	DIN/ANSI	
		1.189					.318	.315	3.543	.476			
M 10	1.50	32.80	.381 x .286	C	6H	E862M10	9.7	10.00	100.0	15.1	3	DIN/ANSI	
		1.292					.381	.394	3.937	.594			
M 12	1.75	86.02	.367 x .275	C	6H	E862M12	9.3	12.00	110.0	18.0	3	DIN/ANSI	
		3.386					.367	.472	4.331	.709			
M 16	2.00	70.86	.480 x .360	C	6H	E862M16	12.2	16.00	110.0	20.0	4	DIN/ANSI	
		2.790					.480	.630	4.331	.787			



C177



C157



E9



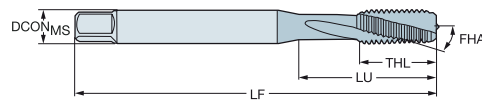
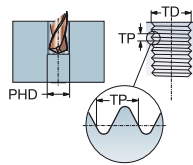
C154

Macho de corte CoroTap™ 300 com canais helicoidais

Perfil de rosca: Métrico

C-DIN 371, DIN 376

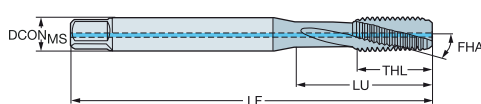
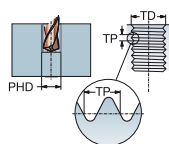
ULDR 2.0
FHA 15°
SUBSTRATE HM



K

							Dimensões, mm, pol.					
TDZ	TP	LU	CZC _{MIS}	THCHT	TCTR	Código para pedido	DCON _{MIS}	TD	LF	THL	NOF	BSG
M 3	0.50	10.00	3.50 x 2.70	C	6H	T105M3	3.5	3.00	56.0	10.0	3	C-DIN 371
							.138	.118	2.205	.394		
M 4	0.70	13.00	4.50 x 3.40	C	6H	T105M4	4.5	4.00	63.0	13.0	3	C-DIN 371
							.177	.157	2.480	.512		
M 5	0.80	16.00	6.00 x 4.90	C	6H	T105M5	6.0	5.00	70.0	16.0	3	C-DIN 371
							.236	.197	2.756	.630		
M 6	1.00	30.00	6.00 x 4.90	C	6H	T105M6	6.0	6.00	80.0	19.0	3	C-DIN 371
							.236	.236	3.150	.748		
M 8	1.25	35.00	8.00 x 6.20	C	6H	T105M8	8.0	8.00	90.0	22.0	3	C-DIN 371
							.315	.315	3.543	.866		
M 10	1.50	39.00	10.00 x 8.00	C	6H	T105M10	10.0	10.00	100.0	24.0	3	C-DIN 371
							.394	.394	3.937	.945		
M 12	1.75	83.00	9.00 x 7.00	C	6H	T105M12	9.0	12.00	110.0	23.0	3	DIN 376
							.354	.472	4.331	.906		

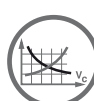
ULDR 3.0
FHA 15°
SUBSTRATE HM



K

								Dimensões, mm, pol.						
TDZ	TP	LU	CZC _{MIS}	THCHT	TCTR	CNSC	CXSC	Código para pedido	DCON _{MIS}	TD	LF	THL	NOF	BSG
M 5	0.80	47.00	6.00 x 4.90	C	6H	1	1	T106M5	6.0	5.00	70.0	16.0	3	C-DIN 371
									.236	.197	2.756	.630		
M 6	1.00	30.00	6.00 x 4.90	C	6H	1	1	T106M6	6.0	6.00	80.0	19.0	3	C-DIN 371
									.236	.236	3.150	.748		
M 8	1.25	35.00	8.00 x 6.20	C	6H	1	1	T106M8	8.0	8.00	90.0	22.0	3	C-DIN 371
									.315	.315	3.543	.866		
M 10	1.50	39.00	10.00 x 8.00	C	6H	1	1	T106M10	10.0	10.00	100.0	24.0	3	C-DIN 371
									.394	.394	3.937	.945		
M 12	1.75	83.00	9.00 x 7.00	C	6H	1	1	T106M12	9.0	12.00	110.0	23.0	3	DIN 376
									.354	.472	4.331	.906		

CXSC 1 = saída de refrigeração concêntrica axial



C177



C157



E9



E28



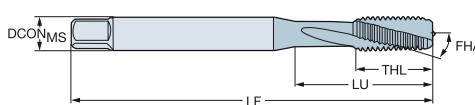
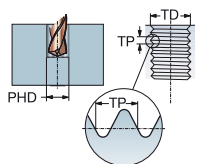
C154

Macho de corte CoroTap™ 300 com canais helicoidais

Perfil de rosca: Métrico

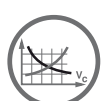
DIN 371

ULDR 1.5
 FHA 10°
 SUBSTRATE HSS-E-PM



Para ligas à base de níquel

							s							Dimensões, mm, pol.	
TDZ	TP	LU	CZC _{MS}	THCHT	TCTR	Código para pedido	D150	DCON _{MS}	TD	LF	THL	NOF	PHD	BSG	
M 3	0.50	8.00	3.50 x 2.70	C	6HX	T300-SD100DA-M3	*	3.5	3.00	56.0	8.0	3	2.5	DIN 371	
		.315						.138	.118	2.205	.315		.098		
M 4	0.70	10.50	4.50 x 3.40	C	6HX	T300-SD100DA-M4	*	4.5	4.00	63.0	10.5	3	3.3	DIN 371	
		.413						.177	.157	2.480	.413		.130		
M 5	0.80	13.00	6.00 x 4.90	C	6HX	T300-SD100DA-M5	*	6.0	5.00	70.0	13.0	3	4.2	DIN 371	
		.512						.236	.197	2.756	.512		.165		
M 6	1.00	16.00	6.00 x 4.90	C	6HX	T300-SD100DA-M6	*	6.0	6.00	80.0	16.0	3	5.0	DIN 371	
		.630						.236	.236	3.150	.630		.197		
M 8	1.25	20.50	8.00 x 6.20	C	6HX	T300-SD100DA-M8	*	8.0	8.00	90.0	20.5	3	6.8	DIN 371	
		.807						.315	.315	3.543	.807		.268		
M 10	1.50	25.50	10.00 x 8.00	C	6HX	T300-SD100DA-M10	*	10.0	10.00	100.0	25.5	3	8.5	DIN 371	
		1.004						.394	.394	3.937	1.004		.335		
M 12	1.75	30.50	12.00 x 9.00	C	6HX	T300-SD100DA-M12	*	12.0	12.00	110.0	30.5	4	10.2	DIN 371	
		1.201						.472	.472	4.331	1.201		.402		
M 16	2.00	39.50	16.00 x 12.00	C	6HX	T300-SD100DA-M16	*	16.0	16.00	110.0	39.5	4	14.0	DIN 371	
		1.555						.630	.630	4.331	1.555		.551		



C177



C157



E9



E27



C154




Macho de corte CoroTap™ 300 com canais helicoidais

Perfil de rosca: Métrico

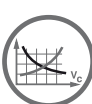
DIN 371

ULDR 1.5
 FHA 10°
 SUBSTRATE HSS-E-PM
 COATING PVD TIN



Para ligas à base de níquel

TDZ	TP	LU	CZC _{MS}	THCHT	TCTR	Código para pedido	Dimensões, mm, pol.				DCON _{MS}	TD	LF	THL	NOF	PHD	BSG	
							P	M	K	N								S
M 3	0.50	8.00	3.50 x 2.70	C	6HX	T300-SD101DA-M3	☆	☆	☆	☆	☆	3.5	3.00	56.0	8.0	3	2.5	DIN 371
		.315										.138	.118	2.205	.315		.098	
M 4	0.70	10.50	4.50 x 3.40	C	6HX	T300-SD101DA-M4	☆	☆	☆	☆	☆	4.5	4.00	63.0	10.5	3	3.3	DIN 371
		.413										.177	.157	2.480	.413		.130	
M 5	0.80	13.00	6.00 x 4.90	C	6HX	T300-SD101DA-M5	☆	☆	☆	☆	☆	6.0	5.00	70.0	13.0	3	4.2	DIN 371
		.512										.236	.197	2.756	.512		.165	
M 6	1.00	16.00	6.00 x 4.90	C	6HX	T300-SD101DA-M6	☆	☆	☆	☆	☆	6.0	6.00	80.0	16.0	3	5.0	DIN 371
		.630										.236	.236	3.150	.630		.197	
M 8	1.25	20.50	8.00 x 6.20	C	6HX	T300-SD101DA-M8	☆	☆	☆	☆	☆	8.0	8.00	90.0	20.5	3	6.8	DIN 371
		.807										.315	.315	3.543	.807		.268	
M 10	1.50	25.50	10.00 x 8.00	C	6HX	T300-SD101DA-M10	☆	☆	☆	☆	☆	10.0	10.00	100.0	25.5	3	8.5	DIN 371
		1.004										.394	.394	3.937	1.004		.335	
M 12	1.75	30.50	12.00 x 9.00	C	6HX	T300-SD101DA-M12	☆	☆	☆	☆	☆	12.0	12.00	110.0	30.5	4	10.2	DIN 371
		1.201										.472	.472	4.331	1.201		.402	
M 16	2.00	39.50	16.00 x 12.00	C	6HX	T300-SD101DA-M16	☆	☆	☆	☆	☆	16.0	16.00	110.0	39.5	4	14.0	DIN 371
		1.555										.630	.630	4.331	1.555		.551	



C177



C157



E9



E27



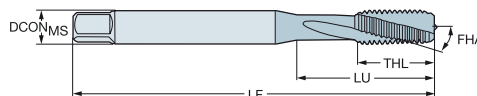
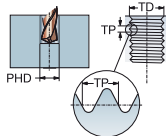
C154

Macho de corte CoroTap™ 300 com canais helicoidais

Perfil de rosca: Métrico

DIN 371, DIN 376

ULDR 2.0
 FHA 15°
 SUBSTRATE HSS-E-PM
 COATING PVD ALCRN



Ligas à base de titânio

							s Dimensões, mm, pol.							
TDZ	TP	LU	CZC _{MS}	THCHT	TCTR	Código para pedido	D15	DCON _{MS}	TD	LF	THL	NOF	PHD	BSG
M 2	0.40	8.00	2.80 x 2.10	C	6HX	T300-SM100DA-M2	*	2.8	2.00	45.0	8.0	3	1.6	DIN 371
		.315						.110	.079	1.772	.315		.063	
M 2.5	0.45	30.00	2.80 x 2.10	C	6HX	T300-SM100DA-M2.5	*	2.8	2.50	50.0	9.0	3	2.1	DIN 371
		1.181						.110	.098	1.969	.354		.081	
M 3	0.50	10.00	3.50 x 2.70	C	6HX	T300-SM100DA-M3	*	3.5	3.00	56.0	10.0	3	2.5	DIN 371
		.394						.138	.118	2.205	.394		.098	
M 3.5	0.60	12.00	4.00 x 3.00	C	6HX	T300-SM100DA-M3.5	*	4.0	3.50	56.0	12.0	3	2.9	DIN 371
		.472						.157	.138	2.205	.472		.114	
M 4	0.70	13.00	4.50 x 3.40	C	6HX	T300-SM100DA-M4	*	4.5	4.00	63.0	13.0	3	3.3	DIN 371
		.512						.177	.157	2.480	.512		.130	
M 5	0.80	16.00	6.00 x 4.90	C	6HX	T300-SM100DA-M5	*	6.0	5.00	70.0	16.0	3	4.2	DIN 371
		.630						.236	.197	2.756	.630		.165	
M 6	1.00	23.00	6.00 x 4.90	C	6HX	T300-SM100DA-M6	*	6.0	6.00	80.0	15.0	3	5.0	DIN 371
		.906						.236	.236	3.150	.591		.197	
M 8	1.25	29.50	8.00 x 6.20	C	6HX	T300-SM100DA-M8	*	8.0	8.00	90.0	18.0	3	6.8	DIN 371
		1.161						.315	.315	3.543	.709		.268	
M 10	1.50	33.50	10.00 x 8.00	C	6HX	T300-SM101DA-M10	*	10.0	10.00	100.0	20.0	3	8.5	DIN 371
		1.319						.394	.394	3.937	.787		.335	
M 12	1.75	83.00	9.00 x 7.10	C	6HX	T300-SM101DA-M12	*	9.0	12.00	110.0	23.0	4	10.2	DIN 376
		3.268						.354	.472	4.331	.906		.402	
M 16	2.00	68.00	12.00 x 9.00	C	6HX	T300-SM101DA-M16	*	12.0	16.00	110.0	25.0	4	14.0	DIN 376
		2.677						.472	.630	4.331	.984		.551	
M 20	2.50	95.00	16.00 x 12.00	C	6HX	T300-SM101DA-M20	*	16.0	20.00	140.0	30.0	4	17.5	DIN 376
		3.740						.630	.787	5.512	1.181		.689	



C177



C157



E9



E27



C154



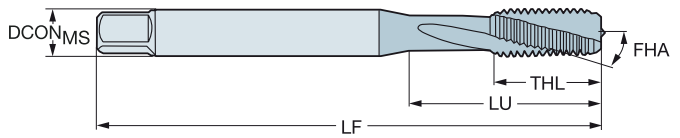
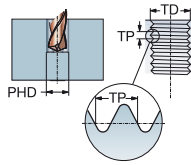
A

Macho de corte CoroTap™ 300 com canais helicoidais

Perfil de rosca: Métrico

DIN 371

ULDR 1.5
 FHA 15°
 SUBSTRATE HSS-E-PM
 COATING PVD ZrN - D125
 UNCOAT - D150



B

N

TDZ	TP	LU	CZC _{MS}	THCHT	TCTR	Código para pedido	N		Dimensões, mm, pol.						
							D125	D150	DCON _{MS}	TD	LF	THL	NOF	PHD	BSG
M 3	0.50	18.00	3.50 x 2.70	C	6H	T300-NM100DA-M3	★	★	3.5	3.00	56.0	9.0	3	2.5	DIN 371
		.709							.138	.118	2.205	.354		.098	
M 4	0.70	21.00	4.50 x 3.40	C	6H	T300-NM100DA-M4	★	★	4.5	4.00	63.0	12.0	3	3.3	DIN 371
		.827							.177	.157	2.480	.472		.130	
M 5	0.80	25.00	6.00 x 4.90	C	6H	T300-NM100DA-M5	★	★	6.0	5.00	70.0	13.0	3	4.2	DIN 371
		.984							.236	.197	2.756	.512		.165	
M 6	1.00	30.00	6.00 x 4.90	C	6H	T300-NM100DA-M6	★	★	6.0	6.00	80.0	15.0	3	5.0	DIN 371
		1.181							.236	.236	3.150	.591		.197	
M 8	1.25	35.00	8.00 x 6.20	C	6H	T300-NM100DA-M8	★	★	8.0	8.00	90.0	18.0	3	6.8	DIN 371
		1.378							.315	.315	3.543	.709		.268	
M 10	1.50	39.00	10.00 x 8.00	C	6H	T300-NM100DA-M10	★	★	10.0	10.00	100.0	20.0	3	8.5	DIN 371
		1.535							.394	.394	3.937	.787		.335	

D

E



C177



C157



E9



E27



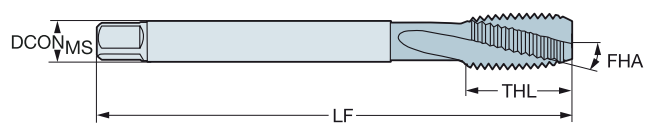
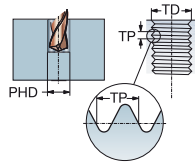
C154

Macho de corte CoroTap™ 300 com canais helicoidais

Perfil de rosca: Métrico

DIN 376

ULDR 1.5
 FHA 15°
 SUBSTRATE HSS-E-PM
 COATING UNCOAT - D150



N

											N Dimensões, mm, pol.			
TDZ	TP	LU	CZC _{MS}	THCHT	TCTR	Código para pedido	D150	DCON _{MS}	TD	LF	THL	NOF	PHD	BSG
M 14	2.00	81.00	11.00 x 9.00	C	6H	T300-NM101DA-M14	★	11.0	14.00	110.0	25.0	3	12.0	DIN 376
		3.189						.433	.551	4.331	.984		.472	
M 16	2.00	68.00	12.00 x 9.00	C	6H	T300-NM101DA-M16	★	12.0	16.00	110.0	25.0	3	14.0	DIN 376
		2.677						.472	.630	4.331	.984		.551	



C177



C157



E9



E27



C154

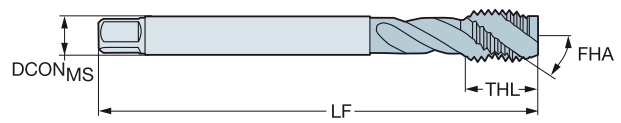
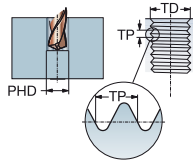


Macho de corte CoroTap™ 300 com canais helicoidais

Perfil de rosca: Métrico

DIN 371, DIN 376

ULDR 2.5
 FHA 35°
 SUBSTRATE HSS-E, HSS-E-PM
 COATING UNCOAT - B150



N

Dimensões, mm, pol.

TDZ	TP	LU	CZC _{MS}	THCHT	TCTR	Código para pedido	DCON _{MS}	TD	LF	THL	NOF	PHD	BSG
M 3	0.50	18.00	3.50 x 2.70	C	6H	T300-NM100DA-M3	3.5	3.00	56.0	9.0	3	2.5	DIN 371
		.709					.138	.118	2.205	.354		.098	
M 4	0.70	21.00	4.50 x 3.40	C	6H	T300-NM100DA-M4	4.5	4.00	63.0	12.0	3	3.3	DIN 371
		.827					.177	.157	2.480	.472		.130	
M 5	0.80	25.00	6.00 x 4.90	C	6H	T300-NM100DA-M5	6.0	5.00	70.0	13.0	3	4.2	DIN 371
		.984					.236	.197	2.756	.512		.165	
M 6	1.00	30.00	6.00 x 4.90	C	6H	T300-NM100DA-M6	6.0	6.00	80.0	15.0	3	5.0	DIN 371
		1.181					.236	.236	3.150	.591		.197	
M 8	1.25	35.00	8.00 x 6.20	C	6H	T300-NM100DA-M8	8.0	8.00	90.0	18.0	3	6.8	DIN 371
		1.378					.315	.315	3.543	.709		.268	
M 10	1.50	39.00	10.00 x 8.00	C	6H	T300-NM100DA-M10	10.0	10.00	100.0	20.0	3	8.5	DIN 371
		1.535					.394	.394	3.937	.787		.335	
M 14	2.00	81.00	11.00 x 9.00	C	6H	T300-NM101DA-M14	11.0	14.00	110.0	25.0	3	12.0	DIN 376
		3.189					.433	.551	4.331	.984		.472	
M 16	2.00	68.00	12.00 x 9.00	C	6H	T300-NM101DA-M16	12.0	16.00	110.0	25.0	3	14.0	DIN 376
		2.677					.472	.630	4.331	.984		.551	
M 12	1.75	83.00	9.00 x 7.00	C	6H	T300-NM101DA-M12	9.0	12.00	110.0	23.0	3	10.2	DIN 376
		3.268					.354	.472	4.331	.906		.402	
M 20	2.50	95.00	16.00 x 12.00	C	6H	T300-NM101DA-M20	16.0	20.00	140.0	30.0	3	17.5	DIN 376
		3.740					.630	.787	5.512	1.181		.689	

B

C

D

E



C177



C157



E9



E27



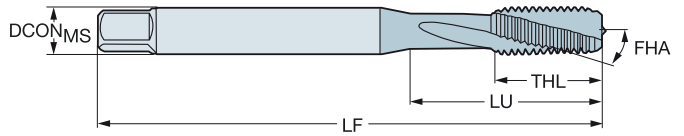
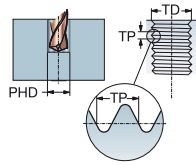
C154

Macho de corte CoroTap™ 300 com canais helicoidais

Perfil de rosca: Métrico

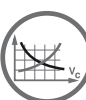
DIN/ANSI

ULDR 1.5
 FHA 15°
 SUBSTRATE HSS-E-PM



N

							N Dimensões, mm, pol.							
TDZ	TP	LU	CZC _{MS}	THCHT	TCTR	Código para pedido	D150	DCON _{MS}	TD	LF	THL	NOF	PHD	BSG
M 5	0.80	21.42	.194 x .152	C	6H	T300-NM100AA-M5	★	4.9	5.00	70.0	14.0	3	4.2	DIN/ANSI
		.843						.194	.197	2.756	.551		.165	
M 6	1.00	25.59	.255 x .191	C	6H	T300-NM100AA-M6	★	6.5	6.00	80.0	15.0	3	5.0	DIN/ANSI
		1.007						.255	.236	3.150	.591		.197	
M 8	1.25	30.20	.318 x .238	C	6H	T300-NM100AA-M8	★	8.1	8.00	90.0	18.0	3	6.8	DIN/ANSI
		1.189						.318	.315	3.543	.709		.268	
M 10	1.50	32.80	.381 x .286	C	6H	T300-NM100AA-M10	★	9.7	10.00	100.0	20.0	3	8.5	DIN/ANSI
		1.292						.381	.394	3.937	.787		.335	
M 12	1.75	86.02	.367 x .275	C	6H	T300-NM101AA-M12	★	9.3	12.00	110.0	23.0	3	10.2	DIN/ANSI
		3.386						.367	.472	4.331	.906		.402	



C177



C157



E9



E27



C154



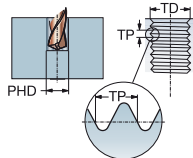
Macho de corte CoroTap™ 300 com canais helicoidais

Perfil de rosca: Métrica fina

DIN 374

ULDR
FHA
SUBSTRATE
COATING

3.0
48°
HSS-E-PM
PVD TIALN



							Dimensões, mm, pol.					
TDZ	TP	LU	CZC _{MS}	THCHT	TCTR	Código para pedido	DCON _{MS}	TD	LF	THL	NOF	BSG
MF 4x0.5	0.50	43.00	2.80 x 2.10	C	6HX	EX13PM4X.50	2.8	4.00	63.0	7.0	3	DIN 374
	1.693						.110	.157	2.480	.276		
MF 5x0.5	0.50	49.00	3.50 x 2.70	C	6HX	EX13PM5X.50	3.5	5.00	70.0	8.0	3	DIN 374
	1.929						.138	.197	2.756	.315		
MF 6x0.75	0.75	59.00	4.50 x 3.40	C	6HX	EX13PM6X.75	4.5	6.00	80.0	10.0	3	DIN 374
	2.323						.177	.236	3.150	.394		
MF 8x0.75	0.75	57.00	6.00 x 4.90	C	6HX	EX13PM8X.75	6.0	8.00	80.0	13.0	3	DIN 374
	2.244						.236	.315	3.150	.512		
MF 8x1	1.00	67.00	6.00 x 4.90	C	6HX	EX13PM8X1.0	6.0	8.00	90.0	13.0	3	DIN 374
	2.638						.236	.315	3.543	.512		
MF 10x1	1.00	67.00	7.00 x 5.50	C	6HX	EX13PM10X1.0	7.0	10.00	90.0	13.0	3	DIN 374
	2.638						.276	.394	3.543	.512		
MF 10x1.25	1.25	77.00	7.00 x 5.50	C	6HX	EX13PM10X1.25	7.0	10.00	100.0	15.0	3	DIN 374
	3.032						.276	.394	3.937	.591		
MF 12x1	1.00	73.00	9.00 x 7.00	C	6HX	EX13PM12X1.0	9.0	12.00	100.0	15.0	3	DIN 374
	2.874						.354	.472	3.937	.591		
MF 12x1.25	1.25	73.00	9.00 x 7.00	C	6HX	EX13PM12X1.25	9.0	12.00	100.0	15.0	3	DIN 374
	2.874						.354	.472	3.937	.591		
MF 12x1.5	1.50	73.00	9.00 x 7.00	C	6HX	EX13PM12X1.5	9.0	12.00	100.0	15.0	3	DIN 374
	2.874						.354	.472	3.937	.591		
MF 14x1	1.00	71.00	11.00 x 9.00	C	6HX	EX13PM14X1.0	11.0	14.00	100.0	15.0	3	DIN 374
	2.795						.433	.551	3.937	.591		
MF 14x1.25	1.25	71.00	11.00 x 9.00	C	6HX	EX13PM14X1.25	11.0	14.00	100.0	15.0	3	DIN 374
	2.795						.433	.551	3.937	.591		
MF 14x1.5	1.50	71.00	11.00 x 9.00	C	6HX	EX13PM14X1.5	11.0	14.00	100.0	15.0	3	DIN 374
	2.795						.433	.551	3.937	.591		
MF 16x1	1.00	58.00	12.00 x 9.00	C	6HX	EX13PM16X1.0	12.0	16.00	100.0	15.0	4	DIN 374
	2.283						.472	.630	3.937	.591		
MF 16x1.5	1.50	58.00	12.00 x 9.00	C	6HX	EX13PM16X1.5	12.0	16.00	100.0	15.0	4	DIN 374
	2.283						.472	.630	3.937	.591		
MF 18x1	1.00	66.00	14.00 x 11.00	C	6HX	EX13PM18X1.0	14.0	18.00	110.0	17.0	4	DIN 374
	2.598						.551	.709	4.331	.669		
MF 18x1.5	1.50	66.00	14.00 x 11.00	C	6HX	EX13PM18X1.5	14.0	18.00	110.0	17.0	4	DIN 374
	2.598						.551	.709	4.331	.669		
MF 20x1	1.00	80.00	16.00 x 12.00	C	6HX	EX13PM20X1.0	16.0	20.00	125.0	17.0	4	DIN 374
	3.150						.630	.787	4.921	.669		
MF 20x1.5	1.50	80.00	16.00 x 12.00	C	6HX	EX13PM20X1.5	16.0	20.00	125.0	17.0	4	DIN 374
	3.150						.630	.787	4.921	.669		
MF 22x1.5	1.50	78.00	18.00 x 14.50	C	6HX	EX13PM22X1.5	18.0	22.00	125.0	17.0	4	DIN 374
	3.071						.709	.866	4.921	.669		
MF 24x1.5	1.50	93.00	18.00 x 14.50	C	6HX	EX13PM24X1.5	18.0	24.00	140.0	20.0	4	DIN 374
	3.661						.709	.945	5.512	.787		
MF 24x2	2.00	93.00	18.00 x 14.50	C	6HX	EX13PM24X2.0	18.0	24.00	140.0	20.0	4	DIN 374
	3.661						.709	.945	5.512	.787		
MF 25x1.5	1.50	93.00	18.00 x 14.50	C	6HX	EX13PM25X1.5	18.0	25.00	140.0	20.0	4	DIN 374
	3.661						.709	.984	5.512	.787		
MF 26x1.5	1.50	93.00	18.00 x 14.50	C	6HX	EX13PM26X1.5	18.0	26.00	140.0	20.0	4	DIN 374
	3.661						.709	1.024	5.512	.787		
MF 27x1.5	1.50	77.00	20.00 x 16.00	C	6HX	EX13PM27X1.5	20.0	27.00	140.0	20.0	4	DIN 374
	3.032						.787	1.063	5.512	.787		
MF 27x2	2.00	77.00	20.00 x 16.00	C	6HX	EX13PM27X2.0	20.0	27.00	140.0	20.0	4	DIN 374
	3.032						.787	1.063	5.512	.787		



C177



C157



E9



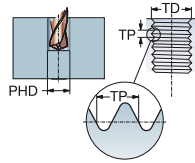
C154

Macho de corte CoroTap™ 300 com canais helicoidais

Perfil de rosca: Métrica fina

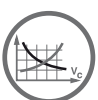
DIN 374

ULDR 3.0
 FHA 48°
 SUBSTRATE HSS-E-PM
 COATING PVD TIALN



≤350HB

							Dimensões, mm, pol.						
TDZ	TP	LU	CZC _{MS}	THCHT	TCTR	Código para pedido	DCON _{MS}	TD	LF	THL	NOF	BSG	
MF 30x1.5	1.50	85.00	22.00 x 18.00	C	6HX	EX13PM30X1.5	22.0	30.00	150.0	20.0	4	DIN 374	
		3.346					.866	1.181	5.906	.787			
MF 30x2	2.00	85.00	22.00 x 18.00	C	6HX	EX13PM30X2.0	22.0	30.00	150.0	20.0	4	DIN 374	
		3.346					.866	1.181	5.906	.787			



C177



C157



E9



C154

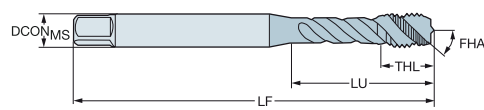
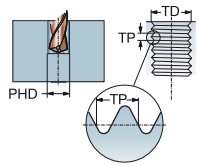


Macho de corte CoroTap™ 300 com canais helicoidais

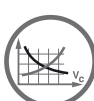
Perfil de rosca: Métrica fina

DIN/ANSI

ULDR 3.0
 FHA 48°
 SUBSTRATE HSS-E-PM
 COATING PVD TIALN



							Dimensões, mm, pol.						
TDZ	TP	LU	CZC _{MS}	THCHT	TCTR	Código para pedido	DCON _{MS}	TD	LF	THL	NOF	BSG	
MF 8x1	1.00	33.17 1.306	.318 x .238	C	6HX	EX13PAM8X1.0	8.1 .318	8.00 .315	90.0 3.543	12.1 .476	3	DIN/ANSI	
MF 12x1.25	1.25	81.80 3.220	.367 x .275	C	6HX	EX13PAM12X1.25	9.3 .367	12.00 .472	110.0 4.331	18.0 .709	3	DIN/ANSI	
MF 12x1.5	1.50	81.80 3.220	.367 x .275	C	6HX	EX13PAM12X1.5	9.3 .367	12.00 .472	110.0 4.331	18.0 .709	3	DIN/ANSI	
MF 16x1.5	1.50	65.80 2.591	.480 x .360	C	6HX	EX13PAM16X1.5	12.2 .480	16.00 .630	110.0 4.331	20.0 .787	4	DIN/ANSI	
MF 18x1.5	1.50	79.00 3.110	.542 x .406	C	6HX	EX13PAM18X1.5	13.8 .542	18.00 .709	125.0 4.921	25.0 .984	4	DIN/ANSI	



C177



C157



E9



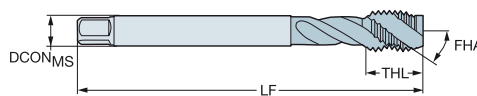
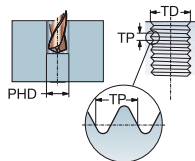
C154

Macho de corte CoroTap™ 300 com canais helicoidais

Perfil de rosca: Métrica fina

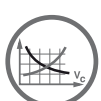
DIN 374

ULDR 2.0
 FHA 40°
 SUBSTRATE HSS-E
 COATING PVD FEN



M

							Dimensões, mm, pol.						
TDZ	TP	LU	CZC _{MS}	THCHT	TCTR	Código para pedido	DCON _{MS}	TD	LF	THL	NOF	BSG	
MF 6x0.75	0.75	59.00	4.50 x 3.40	C	6H	E363M6X.75	4.5	6.00	80.0	10.0	3	DIN 374	
		2.323					.177	.236	3.150	.394			
MF 8x1	1.00	67.00	6.00 x 4.90	C	6H	E363M8X1.0	6.0	8.00	90.0	12.0	3	DIN 374	
		2.638					.236	.315	3.543	.472			
MF 10x1	1.00	67.00	7.00 x 5.50	C	6H	E363M10X1.0	7.0	10.00	90.0	12.0	3	DIN 374	
		2.638					.276	.394	3.543	.472			
MF 10x1.25	1.25	77.00	7.00 x 5.50	C	6H	E363M10X1.25	7.0	10.00	100.0	15.0	3	DIN 374	
		3.032					.276	.394	3.937	.591			
MF 12x1	1.00	73.00	9.00 x 7.00	C	6H	E363M12X1.0	9.0	12.00	100.0	13.0	4	DIN 374	
		2.874					.354	.472	3.937	.512			
MF 12x1.25	1.25	73.00	9.00 x 7.00	C	6H	E363M12X1.25	9.0	12.00	100.0	13.0	4	DIN 374	
		2.874					.354	.472	3.937	.512			
MF 12x1.5	1.50	73.00	9.00 x 7.00	C	6H	E363M12X1.5	9.0	12.00	100.0	13.0	4	DIN 374	
		2.874					.354	.472	3.937	.512			
MF 14x1.5	1.50	71.00	11.00 x 9.00	C	6H	E363M14X1.5	11.0	14.00	100.0	15.0	4	DIN 374	
		2.795					.433	.551	3.937	.591			
MF 16x1.5	1.50	58.00	12.00 x 9.00	C	6H	E363M16X1.5	12.0	16.00	100.0	15.0	5	DIN 374	
		2.283					.472	.630	3.937	.591			
MF 18x1.5	1.50	66.00	14.00 x 11.00	C	6H	E363M18X1.5	14.0	18.00	110.0	17.0	5	DIN 374	
		2.598					.551	.709	4.331	.669			
MF 20x1.5	1.50	80.00	16.00 x 12.00	C	6H	E363M20X1.5	16.0	20.00	125.0	17.0	5	DIN 374	
		3.150					.630	.787	4.921	.669			



C177



C157



E9



C154



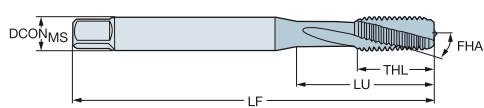
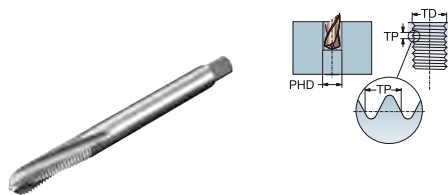
A

Macho de corte CoroTap™ 300 com canais helicoidais

Perfil de rosca: Métrica fina

DIN 374

ULDR 1.5
FHA 10°
SUBSTRATE HSS-E-PM



B

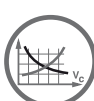
Para ligas à base de níquel

							s Dimensões, mm, pol.						
TDZ	TP	LU	CZC _{MS}	THCHT	TCTR	Código para pedido	DCON _{MS}	TD	LF	THL	NOF	PHD	BSG
MF 8x1	1.00	20.00	8.00 x 6.20	C	6HX	T300-SD100DB-M8X100	8.0	8.00	90.0	20.0	3	7.0	DIN 374
		.787					.315	.315	3.543	.787		.276	
MF 10x1	1.00	24.00	10.00 x 8.00	C	6HX	T300-SD100DB-M10X100	10.0	10.00	90.0	24.0	3	9.0	DIN 374
		.945					.394	.394	3.543	.945		.354	
MF 10x1.25	1.25	24.50	10.00 x 8.00	C	6HX	T300-SD100DB-M10X125	10.0	10.00	100.0	24.5	3	8.8	DIN 374
		.965					.394	.394	3.937	.965		.344	
MF 12x1	1.00	28.00	12.00 x 9.00	C	6HX	T300-SD100DB-M12X100	12.0	12.00	100.0	28.0	4	11.0	DIN 374
		1.102					.472	.472	3.937	1.102		.433	
MF 12x1.25	1.25	28.50	12.00 x 9.00	C	6HX	T300-SD100DB-M12X125	12.0	12.00	100.0	28.5	4	10.8	DIN 374
		1.122					.472	.472	3.937	1.122		.423	
MF 12x1.5	1.50	29.50	12.00 x 9.00	C	6HX	T300-SD100DB-M12X150	12.0	12.00	100.0	29.5	4	10.5	DIN 374
		1.161					.472	.472	3.937	1.161		.413	

C

D

E



C177



C157



E9



E27



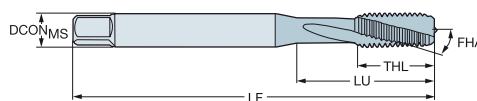
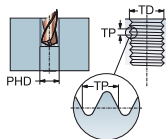
C154

Macho de corte CoroTap™ 300 com canais helicoidais

Perfil de rosca: Métrica fina

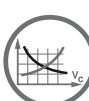
DIN 371, DIN 374

ULDR 2.0
 FHA 15°
 SUBSTRATE HSS-E-PM
 COATING PVD ALCRN



Ligas à base de titânio

							s Dimensões, mm, pol.							
TDZ	TP	LU	CZC _{MS}	THCHT	TCTR	Código para pedido	D15	DCON _{MS}	TD	LF	THL	NOF	PHD	BSG
MF 6x0.75	0.75	23.00	6.00 x 4.90	C	6HX	T300-SM100DB-M6X075	*	6.0	6.0	80.0	15.0	3	5.3	DIN 371
		.906						.236	.236	3.150	.591		.207	
MF 8x0.75	0.75	29.50	8.00 x 6.20	C	6HX	T300-SM100DB-M8X075	*	8.0	8.0	90.0	18.0	3	7.3	DIN 371
		1.161						.315	.315	3.543	.709		.285	
MF 8x1	1.00	29.50	8.00 x 6.20	C	6HX	T300-SM100DB-M8X100	*	8.0	8.0	90.0	18.0	3	7.0	DIN 371
		1.161						.315	.315	3.543	.709		.276	
MF 10x1	1.00	33.50	10.00 x 8.00	C	6HX	T300-SM100DB-M10X100	*	10.0	10.0	100.0	20.0	3	9.0	DIN 371
		1.319						.394	.394	3.937	.787		.354	
MF 12x1	1.00	73.00	9.00 x 7.00	C	6HX	T300-SM100DB-M12X100	*	9.0	12.00	100.0	21.0	4	11.0	DIN 374
		2.874						.354	.472	3.937	.827		.433	
MF 12x1.5	1.50	73.00	9.00 x 7.00	C	6HX	T300-SM100DB-M12X150	*	9.0	12.00	100.0	21.0	4	10.5	DIN 374
		2.874						.354	.472	3.937	.827		.413	
MF 14x1.5	1.50	71.00	11.00 x 9.00	C	6HX	T300-SM100DB-M14X150	*	11.0	14.00	100.0	21.0	4	12.5	DIN 374
		2.795						.433	.551	3.937	.827		.492	



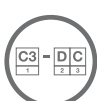
C177



C157



E9



E27



C154

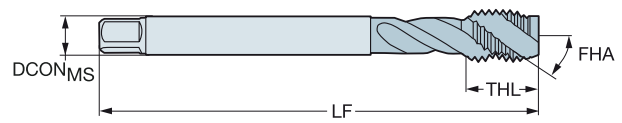
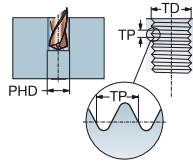


Macho de corte CoroTap™ 300 com canais helicoidais

Perfil de rosca: Métrica fina

DIN 374

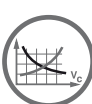
ULDR 2.5
 FHA 35°
 SUBSTRATE HSS-E
 COATING UNCOAT



N

Dimensões, mm, pol.

TDZ	TP	LU	CZC _{MS}	THCHT	TCTR	Código para pedido	DCON _{MS}	TD	LF	THL	NOF	PHD	BSG
MF 5x0.5	0.50	49.00	3.50 x 2.70	C	6H	T300-NM100DB-M5X050	3.5	5.00	70.0	13.0	2	4.5	DIN 374
		1.929					.138	.197	2.756	.512		.177	
MF 8x1	1.00	67.00	6.00 x 4.90	C	6H	T300-NM100DB-M8X100	6.0	8.00	90.0	18.0	2	7.0	DIN 374
		2.638					.236	.315	3.543	.709		.276	
MF 10x1	1.00	67.00	7.00 x 5.50	C	6H	T300-NM100DB-M10X100	7.0	10.00	90.0	20.0	3	9.0	DIN 374
		2.638					.276	.394	3.543	.787		.354	
MF 10x1.25	1.25	77.00	7.00 x 5.50	C	6H	T300-NM100DB-M10X125	7.0	10.00	100.0	20.0	3	8.8	DIN 374
		3.032					.276	.394	3.937	.787		.346	
MF 12x1.25	1.25	73.00	9.00 x 7.00	C	6H	T300-NM100DB-M12X125	9.0	12.00	100.0	21.0	3	10.8	DIN 374
		2.874					.354	.472	3.937	.827		.425	
MF 12x1.5	1.50	73.00	9.00 x 7.00	C	6H	T300-NM100DB-M12X150	9.0	12.00	100.0	21.0	3	10.5	DIN 374
		2.874					.354	.472	3.937	.827		.413	
MF 14x1.25	1.25	71.00	11.00 x 9.00	C	6H	T300-NM100DB-M14X125	11.0	14.00	100.0	21.0	3	12.8	DIN 374
		2.795					.433	.551	3.937	.827		.504	
MF 14x1.5	1.50	71.00	11.00 x 9.00	C	6H	T300-NM100DB-M14X150	11.0	14.00	100.0	21.0	3	12.5	DIN 374
		2.795					.433	.551	3.937	.827		.492	
MF 16x1.5	1.50	58.00	12.00 x 9.00	C	6H	T300-NM100DB-M16X150	12.0	16.00	100.0	21.0	3	14.5	DIN 374
		2.283					.472	.630	3.937	.827		.571	
MF 18x1.5	1.50	66.00	14.00 x 11.00	C	6H	T300-NM100DB-M18X150	14.0	18.00	110.0	24.0	3	16.5	DIN 374
		2.598					.551	.709	4.331	.945		.650	
MF 20x1.5	1.50	80.00	16.00 x 12.00	C	6H	T300-NM100DB-M20X150	16.0	20.00	125.0	24.0	3	18.5	DIN 374
		3.150					.630	.787	4.921	.945		.728	



C177



C157



E9



E27



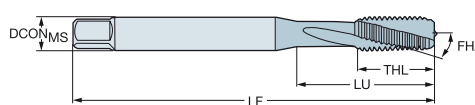
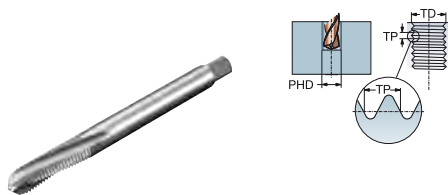
C154

Macho de corte CoroTap™ 300 com canais helicoidais

Perfil da rosca: MJ

DIN 371

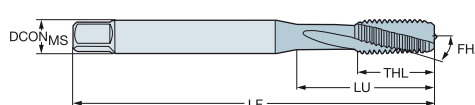
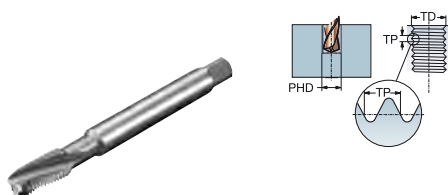
ULDR 1.5
FHA 10°
SUBSTRATE HSS-E-PM



Para ligas à base de níquel

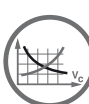
							s Dimensões, mm, pol.							
TDZ	TP	LU	CZC _{MS}	THCHT	TCTR	Código para pedido	D150	DCON _{MS}	TD	LF	THL	NOF	PHD	BSG
MJ 3	0.50	8.00	3.50 x 2.70	C	4H	T300-SD100DC-MJ3	*	3.5	3.00	56.0	8.0	3	2.5	DIN 371
		.315						.138	.118	2.205	.315		.098	
MJ 4	0.70	10.50	4.50 x 3.40	C	4H	T300-SD100DC-MJ4	*	4.5	4.00	63.0	10.5	3	3.3	DIN 371
		.413						.177	.157	2.480	.413		.130	
MJ 5	0.80	13.00	6.00 x 4.90	C	4H	T300-SD100DC-MJ5	*	6.0	5.00	70.0	13.0	3	4.2	DIN 371
		.512						.236	.197	2.756	.512		.165	
MJ 6	1.00	15.50	6.00 x 4.90	C	4H	T300-SD100DC-MJ6	*	6.0	6.00	80.0	15.5	3	5.0	DIN 371
		.610						.236	.236	3.150	.610		.197	

ULDR 2.0
FHA 15°
SUBSTRATE HSS-E-PM
COATING PVD ALCRN



Ligas à base de titânio

							s Dimensões, mm, pol.							
TDZ	TP	LU	CZC _{MS}	THCHT	TCTR	Código para pedido	D115	DCON _{MS}	TD	LF	THL	NOF	PHD	BSG
MJ 4	0.70	13.00	4.50 x 3.40	C	6HX	T300-SM100DC-MJ4	*	4.5	4.00	63.0	13.0	3	3.3	DIN 371
		.512						.177	.157	2.480	.512		.130	
MJ 5	0.80	16.00	6.00 x 4.90	C	6HX	T300-SM100DC-MJ5	*	6.0	5.00	70.0	16.0	3	4.2	DIN 371
		.630						.236	.197	2.756	.630		.165	
MJ 6	1.00	23.00	6.00 x 4.90	C	6HX	T300-SM100DC-MJ6	*	6.0	6.00	80.0	15.0	3	5.0	DIN 371
		.906						.236	.236	3.150	.591		.197	
MJ 8	1.25	29.50	8.00 x 6.20	C	6HX	T300-SM100DC-MJ8	*	8.0	8.00	100.0	18.0	3	6.8	DIN 371
		1.161						.315	.315	3.937	.709		.268	



C177



C157



E9



E27



C154

Macho de corte CoroTap™ 300 com canais helicoidais

Perfil de rosca: UNC

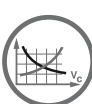
DIN 2184-1

ULDR 1.5
 FHA 25°
 SUBSTRATE HSS-E-PM



Para ligas à base de níquel

							s Dimensões, mm, pol.						
TDZ	TPI	LU	CZC _{MS}	THCHT	TCTR	Código para pedido	DCON _{MS}	TD	LF	THL	NOF	PHD	BSG
UNC #3-48	48.00	9.00	2.80 x 2.10	C	2B	T300-SD100DE-3-48	2.8	2.51	50.0	9.0	3	2.1	DIN 2184-1
	.354						.110	.089	1.969	.354		.083	
UNC #2-56	56.00	9.00	2.80 x 2.10	C	2B	T300-SD100DE-2-56	2.8	2.18	45.0	9.0	3	1.9	DIN 2184-1
	.354						.110	.086	1.772	.354		.073	
UNC #4-40	40.00	10.00	3.50 x 2.70	C	2B	T300-SD100DE-4-40	3.5	2.84	56.0	10.0	3	2.4	DIN 2184-1
	.394						.138	.112	2.205	.394		.093	
UNC #6-32	32.00	12.00	4.00 x 3.00	C	2B	T300-SD100DE-6-32	4.0	3.51	56.0	12.0	3	2.9	DIN 2184-1
	.472						.157	.138	2.205	.472		.112	
UNC #8-32	32.00	13.00	4.50 x 3.40	C	2B	T300-SD100DE-8-32	4.5	4.17	63.0	13.0	3	3.5	DIN 2184-1
	.512						.177	.164	2.480	.512		.138	
UNC #10-24	24.00	16.00	6.00 x 4.90	C	2B	T300-SD100DE-10-24	6.0	4.83	70.0	16.0	3	3.9	DIN 2184-1
	.630						.236	.190	2.756	.630		.154	
UNC 1/4-20	20.00	25.00	7.00 x 5.50	C	2B	T300-SD100DE-1/4	7.0	6.35	80.0	15.0	3	5.1	DIN 2184-1
	.984						.276	.250	3.150	.591		.201	
UNC 5/16-18	18.00	29.50	8.00 x 6.20	C	2B	T300-SD100DE-5/16	8.0	7.94	90.0	18.0	3	6.6	DIN 2184-1
	1.161						.315	.313	3.543	.709		.260	
UNC 3/8-16	16.00	33.50	10.00 x 8.00	C	2B	T300-SD100DE-3/8	10.0	9.53	100.0	20.0	4	8.0	DIN 2184-1
	1.319						.394	.375	3.937	.787		.315	



C177



C157



E9



E27

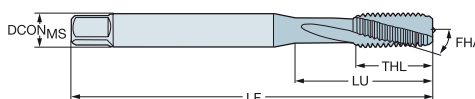
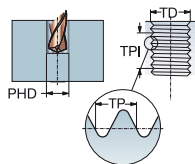


C154

Macho de corte CoroTap™ 300 com canais helicoidais

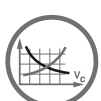
Perfil de rosca: UNC
C-DIN/ANSI, DIN/ANSI

ULDR 1.5
FHA 15°
SUBSTRATE HSS-E-PM
COATING PVD TIALN



30-48 HRC

							Dimensões, mm, pol.					
TDZ	TPI	LU	CZC _{MS}	THCHT	TCTR	Código para pedido	DCON _{MS}	TD	LF	THL	NOF	BSG
UNC #4-40	40.00	11.90	.141 x .110	C	2B	E8844-40	3.6	2.84	56.0	11.9	3	C-DIN/ANSI
		.469					.141	.112	2.205	.469		
UNC #6-32	32.00	13.90	.168 x .131	C	2B	E8846-32	4.3	3.51	63.0	13.9	3	C-DIN/ANSI
		.547					.168	.138	2.480	.547		
UNC #8-32	32.00	15.10	.194 x .152	C	2B	E8848-32	4.9	4.17	70.0	15.1	3	C-DIN/ANSI
		.594					.194	.164	2.756	.594		
UNC #10-24	24.00	17.00	.255 x .191	C	2B	E88410-24	6.5	4.83	80.0	17.0	3	C-DIN/ANSI
		.669					.255	.190	3.150	.669		
UNC 1/4-20	20.00	20.20	.318 x .238	C	2B	E8841/4	8.1	6.35	90.0	20.2	3	C-DIN/ANSI
		.795					.318	.250	3.543	.795		
UNC 5/16-18	18.00	20.00	.381 x .286	C	2B	E8845/16	9.7	7.94	100.0	22.8	3	C-DIN/ANSI
		.787					.381	.313	3.937	.898		
UNC 3/8-16	16.00	37.00	.381 x .286	C	2B	E8843/8	9.7	9.53	100.0	20.0	3	DIN/ANSI
		1.457					.381	.375	3.937	.787		
UNC 7/16-14	14.00	72.60	.323 x .242	C	2B	E8847/16	8.2	11.11	100.0	20.0	4	DIN/ANSI
		2.858					.323	.438	3.937	.787		
UNC 1/2-13	13.00	81.80	.367 x .275	C	2B	E8841/2	9.3	12.70	110.0	23.0	4	DIN/ANSI
		3.220					.367	.500	4.331	.906		
UNC 5/8-11	11.00	65.80	.480 x .360	C	2B	E8845/8	12.2	15.88	110.0	23.0	4	DIN/ANSI
		2.591					.480	.625	4.331	.906		
UNC 3/4-10	10.00	77.50	.590 x .442	C	2B	E8843/4	15.0	19.05	125.0	30.0	4	DIN/ANSI
		3.051					.590	.750	4.921	1.181		



C177



C157



E9



C154



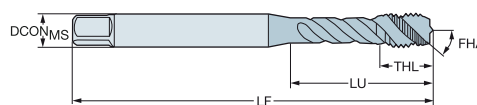
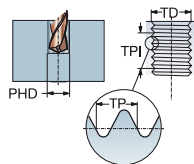
Macho de corte CoroTap™ 300 com canais helicoidais

Perfil de rosca: UNC

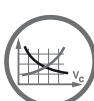
DIN/ANSI

ULDR
FHA
SUBSTRATE
COATING

3.0
48°
HSS-E-PM
PVD TIALN



							Dimensões, mm, pol.						
TCT	TDZ	TPI	LU	CZC _{MS}	THCHT	TCTR	Código para pedido	DCON _{MS}	TD	LF	THL	NOF	BSG
H1	UNC #2-56	56.00	11.99	.141 x .110	C	3B	EX23PA2-56	3.6	2.18	45.0	4.0	3	DIN/ANSI
			.472					.141	.086	1.772	.157		
H2	UNC #4-40	40.00	16.97	.141 x .110	C	2B	EX23PA4-40	3.6	2.84	56.0	6.5	3	DIN/ANSI
			.668					.141	.112	2.205	.256		
H2	UNC #5-40	40.00	17.74	.141 x .110	C	2B	EX23PA5-40	3.6	3.18	56.0	6.5	3	DIN/ANSI
			.698					.141	.125	2.205	.256		
H3	UNC #6-32	32.00	20.20	.141 x .110	C	2B	EX23PA6-32	3.6	3.51	56.0	6.5	3	DIN/ANSI
			.795					.141	.138	2.205	.256		
H3	UNC #8-32	32.00	21.18	.168 x .131	C	2B	EX23PA8-32	4.3	4.17	63.0	7.0	3	DIN/ANSI
			.834					.168	.164	2.480	.276		
H5	UNC #8-32	32.00	21.18	.168 x .131	C	2B	EX23PA8-32H5	4.3	4.17	63.0	7.0	3	DIN/ANSI
			.834					.168	.164	2.480	.276		
H3	UNC #10-24	24.00	27.54	.194 x .152	C	2B	EX23PA10-24	4.9	4.83	70.0	8.4	3	DIN/ANSI
			1.084					.194	.190	2.756	.331		
H3	UNC 1/4-20	20.00	24.69	.255 x .191	C	3B	EX23PA1/4	6.5	6.35	80.0	10.2	3	DIN/ANSI
			.972					.255	.250	3.150	.402		
H5	UNC 1/4-20	20.00	24.69	.255 x .191	C	2B	EX23PA1/4H5	6.5	6.35	80.0	10.2	3	DIN/ANSI
			.972					.255	.250	3.150	.402		
H3	UNC 5/16-18	18.00	33.17	.318 x .238	C	3B	EX23PA5/16	8.1	7.94	90.0	12.2	3	DIN/ANSI
			1.306					.318	.313	3.543	.480		
H5	UNC 5/16-18	18.00	33.17	.318 x .238	C	2B	EX23PA5/16H5	8.1	7.94	90.0	12.2	3	DIN/ANSI
			1.306					.318	.313	3.543	.480		
H3	UNC 3/8-16	16.00	38.07	.381 x .286	C	3B	EX23PA3/8	9.7	9.53	100.0	15.8	3	DIN/ANSI
			1.499					.381	.375	3.937	.622		
H5	UNC 3/8-16	16.00	38.07	.381 x .286	C	2B	EX23PA3/8H5	9.7	9.53	100.0	15.8	3	DIN/ANSI
			1.499					.381	.375	3.937	.622		
H3	UNC 7/16-14	14.00	72.60	.323 x .242	C	3B	EX23PA7/16	8.2	11.11	100.0	15.0	3	DIN/ANSI
			2.858					.323	.438	3.937	.591		
H3	UNC 1/2-13	13.00	81.80	.367 x .275	C	3B	EX23PA1/2	9.3	12.70	110.0	18.0	3	DIN/ANSI
			3.220					.367	.500	4.331	.709		
H5	UNC 1/2-13	13.00	81.80	.367 x .275	C	2B	EX23PA1/2H5	9.3	12.70	110.0	18.0	3	DIN/ANSI
			3.220					.367	.500	4.331	.709		
H3	UNC 5/8-11	11.00	65.80	.480 x .360	C	3B	EX23PA5/8	12.2	15.88	110.0	20.0	4	DIN/ANSI
			2.591					.480	.625	4.331	.787		
H5	UNC 5/8-11	11.00	65.80	.480 x .360	C	2B	EX23PA5/8H5	12.2	15.88	110.0	20.0	4	DIN/ANSI
			2.591					.480	.625	4.331	.787		
H3	UNC 3/4-10	10.00	77.50	.590 x .442	C	3B	EX23PA3/4	15.0	19.05	125.0	25.0	4	DIN/ANSI
			3.051					.590	.750	4.921	.984		
H5	UNC 3/4-10	10.00	77.50	.590 x .442	C	2B	EX23PA3/4H5	15.0	19.05	125.0	25.0	4	DIN/ANSI
			3.051					.590	.750	4.921	.984		
H4	UNC 7/8-9	9.00	90.90	.697 x .523	C	3B	EX23PA7/8	17.7	22.23	140.0	25.0	4	DIN/ANSI
			3.579					.697	.875	5.512	.984		
H4	UNC 1"-8	8.00	95.40	.800 x .600	C	3B	EX23PA1	20.3	25.40	160.0	30.0	4	DIN/ANSI
			3.756					.800	1.000	6.299	1.181		



C177



C157



E9



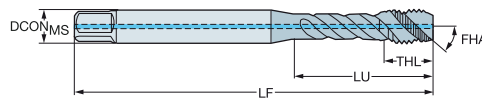
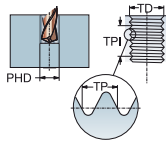
C154

Macho de corte CoroTap™ 300 com canais helicoidais

Perfil de rosca: UNC

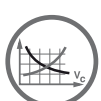
DIN/ANSI

ULDR 3.0
 FHA 48°
 SUBSTRATE HSS-E-PM
 COATING PVD TIALN



								Dimensões, mm, pol.						
TDZ	TPI	LU	CZC _{MS}	THCHT	TCTR	CNSC	CXSC	Código para pedido	DCON _{MS}	TD	LF	THL	NOF	BSG
UNC 1/4-20	20.00	24.69	.255 x .191	C	2BX	1	1	EX29PA1/4	6.5	6.35	80.0	10.2	3	DIN/ANSI
		.972							.255	.250	3.150	.402		
UNC 5/16-18	18.00	33.17	.318 x .238	C	2BX	1	1	EX29PA5/16	8.1	7.94	90.0	12.2	3	DIN/ANSI
		1.306							.318	.313	3.543	.480		
UNC 3/8-16	16.00	38.07	.381 x .286	C	2BX	1	1	EX29PA3/8	9.7	9.53	100.0	15.8	3	DIN/ANSI
		1.499							.381	.375	3.937	.622		
UNC 1/2-13	13.00	81.90	.367 x .275	C	2BX	1	1	EX29PA1/2	9.3	12.70	110.0	18.0	3	DIN/ANSI
		3.224							.367	.500	4.331	.709		
UNC 5/8-11	11.00	65.80	.480 x .360	C	2BX	1	1	EX29PA5/8	12.2	15.88	110.0	20.0	4	DIN/ANSI
		2.591							.480	.625	4.331	.787		
UNC 3/4-10	10.00	77.50	.590 x .442	C	2BX	1	1	EX29PA3/4	15.0	19.05	125.0	25.0	4	DIN/ANSI
		3.051							.590	.750	4.921	.984		
UNC 7/8-9	9.00	90.90	.697 x .523	C	2BX	1	1	EX29PA7/8	17.7	22.23	140.0	25.0	4	DIN/ANSI
		3.579							.697	.875	5.512	.984		
UNC 1"-8	8.00	95.40	.800 x .600	C	2BX	1	1	EX29PA1	20.3	25.40	160.0	30.0	4	DIN/ANSI
		3.756							.800	1.000	6.299	1.181		

CXSC 1 = saída de refrigeração concêntrica axial



C177



C157



E9



E28



C154

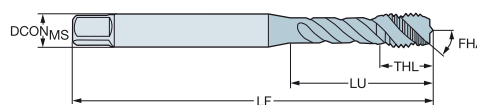
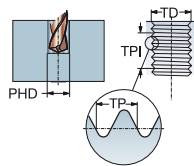


Macho de corte CoroTap™ 300 com canais helicoidais

Perfil de rosca: UNC

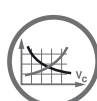
DIN/ANSI

ULDR 2.5
 FHA 48°
 SUBSTRATE HSS-PM
 COATING PVD TiAlN+WCC



M

							Dimensões, mm, pol.						
TDZ	TPI	LU	CZC _{MS}	THCHT	TCTR	Código para pedido	DCON _{MS}	TD	LF	THL	NOF	BSG	
UNC #4-40	40.00	15.47 .609	.141 x .110	C	2B	E8824-40	3.6 .141	2.84 .112	56.0 2.205	6.5 .256	3	DIN/ANSI	
UNC #6-32	32.00	15.08 .594	.141 x .110	C	2B	E8826-32	3.6 .141	3.51 .138	56.0 2.205	6.5 .256	3	DIN/ANSI	
UNC #8-32	32.00	16.58 .653	.168 x .131	C	2B	E8828-32	4.3 .168	4.17 .164	63.0 2.480	7.0 .276	3	DIN/ANSI	
UNC #10-24	24.00	21.00 .827	.194 x .152	C	2B	E88210-24	4.9 .194	4.83 .190	70.0 2.756	8.4 .331	3	DIN/ANSI	
UNC 1/4-20	20.00	25.59 1.007	.255 x .191	C	2B	E8821/4	6.5 .255	6.35 .250	80.0 3.150	10.2 .402	3	DIN/ANSI	
UNC 5/16-18	18.00	30.20 1.189	.318 x .238	C	2B	E8825/16	8.1 .318	7.94 .313	90.0 3.543	12.2 .480	3	DIN/ANSI	
UNC 3/8-16	16.00	32.80 1.292	.381 x .286	C	2B	E8823/8	9.7 .381	9.53 .375	100.0 3.937	15.8 .622	3	DIN/ANSI	
UNC 7/16-14	14.00	72.60 2.858	.323 x .242	C	2B	E8827/16	8.2 .323	11.11 .438	100.0 3.937	15.0 .591	3	DIN/ANSI	
UNC 1/2-13	13.00	81.80 3.220	.367 x .275	C	2B	E8821/2	9.3 .367	12.70 .500	110.0 4.331	18.0 .709	3	DIN/ANSI	
UNC 5/8-11	11.00	65.80 2.591	.480 x .360	C	2B	E8825/8	12.2 .480	15.88 .625	110.0 4.331	20.0 .787	4	DIN/ANSI	
UNC 3/4-10	10.00	77.50 3.051	.590 x .442	C	2B	E8823/4	15.0 .590	19.05 .750	125.0 4.921	25.0 .984	4	DIN/ANSI	
UNC 7/8-9	9.00	90.90 3.579	.697 x .523	C	2B	E8827/8	17.7 .697	22.23 .875	140.0 5.512	25.0 .984	4	DIN/ANSI	



C177



C157



E9



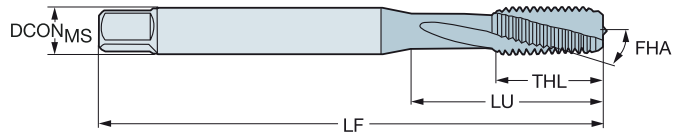
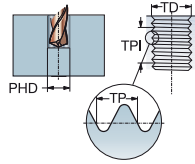
C154

Macho de corte CoroTap™ 300 com canais helicoidais

Perfil de rosca: UNC

DIN/ANSI

ULDR 1.5
FHA 15°
SUBSTRATE HSS-E-PM



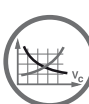
N

						N Dimensões, mm, pol.							
TDZ	TPI	LU	CZC _{MS}	THCHT	TCTR	Código para pedido	DCON _{MS}	TD	LF	THL	NOF	PHD	BSG
UNC #6-32	32.00	15.08	.141 x .110	C	2B	T300-NM100AE-6-32	3.6	3.51	56.0	11.0	3	2.9	DIN/ANSI
		.594	.141				.138	2.205	.433	.112			
UNC #8-32	32.00	16.58	.168 x .131	C	2B	T300-NM100AE-8-32	4.3	4.17	63.0	13.0	3	3.5	DIN/ANSI
		.653	.168				.164	2.480	.512	.138			
UNC 1/4-20	20.00	25.59	.255 x .191	C	2B	T300-NM100AE-1/4	6.5	6.35	80.0	15.0	3	5.1	DIN/ANSI
		1.007	.255				.250	3.150	.591	.201			
UNC 5/16-18	18.00	30.20	.318 x .238	C	2B	T300-NM100AE-5/16	8.1	7.94	90.0	18.0	3	6.6	DIN/ANSI
		1.189	.318				.313	3.543	.709	.260			
UNC 3/8-16	16.00	32.80	.381 x .286	C	2B	T300-NM100AE-3/8	9.7	9.53	100.0	20.0	3	8.0	DIN/ANSI
		1.292	.381				.375	3.937	.787	.315			
UNC 1/2-13	13.00	81.80	.367 x .275	C	2B	T300-NM100AE-1/2	9.3	12.70	110.0	23.0	3	10.8	DIN/ANSI
		3.220	.367				.500	4.331	.906	.425			
UNC 5/8-11	11.00	65.80	.480 x .360	C	2B	T300-NM100AE-5/8	12.2	15.88	110.0	23.0	3	13.5	DIN/ANSI
		2.591	.480				.625	4.331	.906	.531			
UNC 3/4-10	10.00	77.50	.590 x .442	C	2B	T300-NM100AE-3/4	15.0	19.05	125.0	30.0	4	16.5	DIN/ANSI
		3.051	.590				.750	4.921	1.181	.650			

Perfil de rosca: UNF

DIN/ANSI

						N Dimensões, mm, pol.							
TDZ	TPI	LU	CZC _{MS}	THCHT	TCTR	Código para pedido	DCON _{MS}	TD	LF	THL	NOF	PHD	BSG
UNF #10-32	32.00	21.42	.194 x .152	C	2B	T300-NM100AF-10-32	4.9	4.83	70.0	14.0	3	4.1	DIN/ANSI
		.843	.194				.190	2.756	.551	.161			
UNF 1/4-28	28.00	25.59	.255 x .191	C	2B	T300-NM100AF-1/4	6.5	6.35	80.0	15.0	3	5.5	DIN/ANSI
		1.007	.255				.250	3.150	.591	.217			
UNF 5/16-24	24.00	30.20	.318 x .238	C	2B	T300-NM100AF-5/16	8.1	7.94	90.0	18.0	3	6.9	DIN/ANSI
		1.189	.318				.313	3.543	.709	.272			
UNF 3/8-24	24.00	32.80	.381 x .286	C	2B	T300-NM100AF-3/8	9.7	9.53	100.0	20.0	3	8.5	DIN/ANSI
		1.292	.381				.375	3.937	.787	.335			
UNF 1/2-20	20.00	81.80	.367 x .275	C	2B	T300-NM100AF-1/2	9.3	12.70	110.0	23.0	3	11.5	DIN/ANSI
		3.220	.367				.500	4.331	.906	.453			



C177



C157



E9



E27



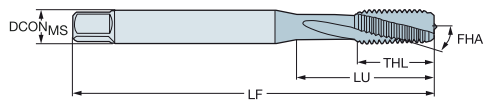
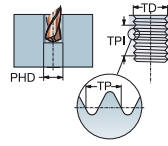
C154

Macho de corte CoroTap™ 300 com canais helicoidais

Perfil de rosca: UNF

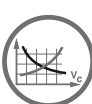
DIN 2184-1

ULDR 1.5
 FHA 25°
 SUBSTRATE HSS-E-PM



Para ligas à base de níquel

							s Dimensões, mm, pol.						
TDZ	TPI	LU	CZC _{MS}	THCHT	TCTR	Código para pedido	DCON _{MS}	TD	LF	THL	NOF	PHD	BSG
UNF #6-40	40.00	12.00	4.00 x 3.00	C	3B	T300-SD100DF-6-40	4.0	3.51	56.0	12.0	3	3.0	DIN 2184-1
		.472					.157	.138	2.205	.472		.116	
UNF #8-36	36.00	42.00	4.50 x 3.40	C	3B	T300-SD100DF-8-36	4.5	4.17	63.0	13.0	3	3.5	DIN 2184-1
		1.654					.177	.164	2.480	.512		.138	
UNF #10-32	32.00	16.00	6.00 x 4.90	C	3B	T300-SD100DF-10-32	6.0	4.83	70.0	16.0	3	4.1	DIN 2184-1
		.630					.236	.190	2.756	.630		.161	
UNF #12-28	28.00	23.00	6.00 x 4.90	C	3B	T300-SD100DF-12-28	6.0	5.49	80.0	15.0	3	4.6	DIN 2184-1
		.906					.236	.216	3.150	.591		.181	
UNF 1/4-28	28.00	25.00	7.00 x 5.50	C	3B	T300-SD100DF-1/4	7.0	6.35	80.0	15.0	3	5.5	DIN 2184-1
		.984					.276	.250	3.150	.591		.217	
UNF 5/16-24	24.00	29.50	8.00 x 6.20	C	3B	T300-SD100DF-5/16	8.0	7.94	90.0	18.0	3	6.9	DIN 2184-1
		1.161					.315	.313	3.543	.709		.272	
UNF 3/8-24	24.00	33.50	10.00 x 8.00	C	3B	T300-SD100DF-3/8	10.0	9.53	100.0	20.0	4	8.5	DIN 2184-1
		1.319					.394	.375	3.937	.787		.335	



C177



C157



E9



E27



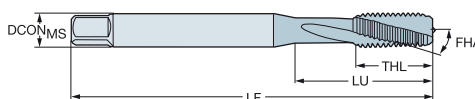
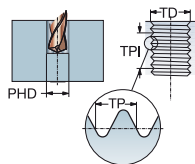
C154

Macho de corte CoroTap™ 300 com canais helicoidais

Perfil de rosca: UNF

C-DIN/ANSI, DIN/ANSI

ULDR 1.5
 FHA 15°
 SUBSTRATE HSS-E-PM
 COATING PVD TIALN



30-48 HRC

							Dimensões, mm, pol.						
TDZ	TPI	LU	CZC _{MS}	THCHT	TCTR	Código para pedido	DCON _{MS}	TD	LF	THL	NOF	BSG	
UNF #10-32	32.00	17.00	.255 x .191	C	2B	E88510-32	6.5	4.83	80.0	17.0	3	C-DIN/ANSI	
		.669					.255	.190	3.150	.669			
UNF 1/4-28	28.00	20.20	.318 x .238	C	2B	E8851/4	8.1	6.35	90.0	20.2	3	C-DIN/ANSI	
		.795					.318	.250	3.543	.795			
UNF 5/16-24	24.00	20.00	.381 x .286	C	2B	E8855/16	9.7	7.94	100.0	22.8	3	C-DIN/ANSI	
		.787					.381	.313	3.937	.898			
UNF 3/8-24	24.00	33.00	.381 x .286	C	2B	E8853/8	9.7	9.53	100.0	20.0	3	DIN/ANSI	
		1.299					.381	.375	3.937	.787			
UNF 7/16-20	20.00	72.60	.323 x .242	C	2B	E8857/16	8.2	11.11	100.0	20.0	4	DIN/ANSI	
		2.858					.323	.438	3.937	.787			
UNF 1/2-20	20.00	81.80	.367 x .275	C	2B	E8851/2	9.3	12.70	110.0	23.0	4	DIN/ANSI	
		3.220					.367	.500	4.331	.906			
UNF 5/8-18	18.00	65.80	.480 x .360	C	2B	E8855/8	12.2	15.88	110.0	23.0	4	DIN/ANSI	
		2.591					.480	.625	4.331	.906			
UNF 3/4-16	16.00	77.50	.590 x .442	C	2B	E8853/4	15.0	19.05	125.0	30.0	4	DIN/ANSI	
		3.051					.590	.750	4.921	1.181			



C177



C157



E9



C154

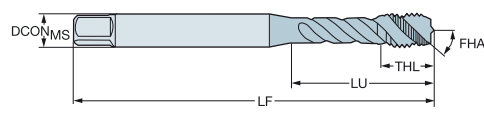
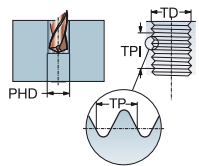


Macho de corte CoroTap™ 300 com canais helicoidais

Perfil de rosca: UNF

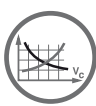
DIN/ANSI

ULDR 3.0
 FHA 48°
 SUBSTRATE HSS-E-PM
 COATING PVD TIALN



≤350HB

							Dimensões, mm, pol.						
TCT	TDZ	TPI	LU	CZC _{MS}	THCHT	TCTR	Código para pedido	DCON _{MS}	TD	LF	THL	NOF	BSG
H2	UNF #8-36	36.00	21.18	.168 x .131	C	2B	EX33PA8-36	4.3	4.17	63.0	7.0	3	DIN/ANSI
			.834					.168	.164	2.480	.276		
H3	UNF #10-32	32.00	27.54	.194 x .152	C	2B	EX33PA10-32	4.9	4.83	70.0	8.0	3	DIN/ANSI
			1.084					.194	.190	2.756	.315		
H3	UNF 1/4-28	28.00	24.69	.255 x .191	C	3B	EX33PA1/4	6.5	6.35	80.0	10.2	3	DIN/ANSI
			.972					.255	.250	3.150	.402		
H4	UNF 1/4-28	28.00	24.69	.255 x .191	C	2B	EX33PA1/4H4	6.5	6.35	80.0	10.2	3	DIN/ANSI
			.972					.255	.250	3.150	.402		
H3	UNF 5/16-24	24.00	33.17	.318 x .238	C	3B	EX33PA5/16	8.1	7.94	90.0	12.0	3	DIN/ANSI
			1.306					.318	.313	3.543	.472		
H4	UNF 5/16-24	24.00	33.17	.318 x .238	C	2B	EX33PA5/16H4	8.1	7.94	90.0	12.0	3	DIN/ANSI
			1.306					.318	.313	3.543	.472		
H3	UNF 3/8-24	24.00	38.07	.381 x .286	C	3B	EX33PA3/8	9.7	9.53	100.0	15.8	3	DIN/ANSI
			1.499					.381	.375	3.937	.622		
H4	UNF 3/8-24	24.00	38.07	.381 x .286	C	2B	EX33PA3/8H4	9.7	9.53	100.0	15.8	3	DIN/ANSI
			1.499					.381	.375	3.937	.622		
H3	UNF 7/16-20	20.00	72.60	.323 x .242	C	3B	EX33PA7/16	8.2	11.11	100.0	15.0	3	DIN/ANSI
			2.858					.323	.438	3.937	.591		
H3	UNF 1/2-20	20.00	81.80	.367 x .275	C	3B	EX33PA1/2	9.3	12.70	110.0	18.0	3	DIN/ANSI
			3.220					.367	.500	4.331	.709		
H5	UNF 1/2-20	20.00	81.80	.367 x .275	C	2B	EX33PA1/2H5	9.3	12.70	110.0	18.0	3	DIN/ANSI
			3.220					.367	.500	4.331	.709		
H3	UNF 5/8-18	18.00	65.80	.480 x .360	C	3B	EX33PA5/8	12.2	15.88	110.0	20.0	4	DIN/ANSI
			2.591					.480	.625	4.331	.787		
H5	UNF 5/8-18	18.00	65.80	.480 x .360	C	2B	EX33PA5/8H5	12.2	15.88	110.0	20.0	4	DIN/ANSI
			2.591					.480	.625	4.331	.787		
H3	UNF 3/4-16	16.00	77.50	.590 x .442	C	3B	EX33PA3/4	15.0	19.05	125.0	25.0	4	DIN/ANSI
			3.051					.590	.750	4.921	.984		
H5	UNF 3/4-16	16.00	77.50	.590 x .442	C	2B	EX33PA3/4H5	15.0	19.05	125.0	25.0	4	DIN/ANSI
			3.051					.590	.750	4.921	.984		
H4	UNF 7/8-14	14.00	90.90	.697 x .523	C	3B	EX33PA7/8	17.7	22.23	140.0	25.0	4	DIN/ANSI
			3.579					.697	.875	5.512	.984		
H4	UNF 1"-12	12.00	95.40	.800 x .600	C	3B	EX33PA1-12	20.3	25.40	160.0	30.0	4	DIN/ANSI
			3.756					.800	1.000	6.299	1.181		



C177



C157



E9



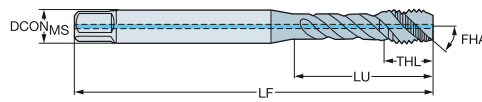
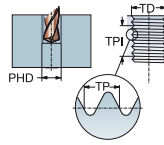
C154

Macho de corte CoroTap™ 300 com canais helicoidais

Perfil de rosca: UNF

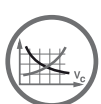
DIN/ANSI

ULDR 3.0
 FHA 48°
 SUBSTRATE HSS-E-PM
 COATING PVD TIALN



									Dimensões, mm, pol.					
TDZ	TPI	LU	CZC _{MS}	THCHT	TCTR	CNSC	CXSC	Código para pedido	DCON _{MS}	TD	LF	THL	NOF	BSG
UNF #10-32	32.00	27.54	.194 x .152	C	2BX	1	1	EX39PA10-32	4.9	4.83	70.0	8.0	3	DIN/ANSI
		1.084							.194	.190	2.756	.315		
UNF 1/4-28	28.00	24.69	.255 x .191	C	2BX	1	1	EX39PA1/4	6.5	6.35	80.0	10.2	3	DIN/ANSI
		.972							.255	.250	3.150	.402		
UNF 5/16-24	24.00	33.17	.318 x .238	C	2BX	1	1	EX39PA5/16	8.1	7.94	90.0	12.0	3	DIN/ANSI
		1.306							.318	.313	3.543	.472		
UNF 3/8-24	24.00	38.07	.381 x .286	C	2BX	1	1	EX39PA3/8	9.7	9.53	100.0	15.8	3	DIN/ANSI
		1.499							.381	.375	3.937	.622		
UNF 1/2-20	20.00	81.80	.367 x .275	C	2BX	1	1	EX39PA1/2	9.3	12.70	110.0	18.0	3	DIN/ANSI
		3.220							.367	.500	4.331	.709		
UNF 5/8-18	18.00	65.80	.480 x .360	C	2BX	1	1	EX39PA5/8	12.2	15.88	110.0	20.0	4	DIN/ANSI
		2.591							.480	.625	4.331	.787		

CXSC 1 = saída de refrigeração concêntrica axial



C177



C157



E9



E28



C154

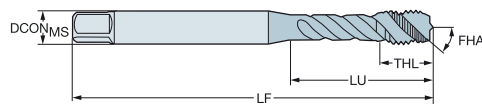
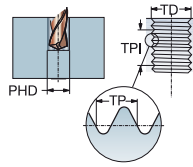


Macho de corte CoroTap™ 300 com canais helicoidais

Perfil de rosca: UNF

DIN/ANSI

ULDR 2.5
 FHA 48°
 SUBSTRATE HSS-PM
 COATING PVD TIALN+WCC



M

							Dimensões, mm, pol.						
TDZ	TPI	LU	CZC _{MS}	THCHT	TCTR	Código para pedido	DCON _{MS}	TD	LF	THL	NOF	BSG	
UNF #10-32	32.00	21.42 .843	.194 x .152	C	2B	E88310-32	4.9 .194	4.83 .190	70.0 2.756	8.4 .331	3	DIN/ANSI	
UNF 1/4-28	28.00	25.59 1.007	.255 x .191	C	2B	E8831/4	6.5 .255	6.35 .250	80.0 3.150	10.2 .402	3	DIN/ANSI	
UNF 5/16-24	24.00	30.20 1.189	.318 x .238	C	2B	E8835/16	8.1 .318	7.94 .313	90.0 3.543	12.2 .480	3	DIN/ANSI	
UNF 3/8-24	24.00	32.80 1.292	.381 x .286	C	2B	E8833/8	9.7 .381	9.53 .375	100.0 3.937	15.8 .622	3	DIN/ANSI	
UNF 7/16-20	20.00	72.60 2.858	.323 x .242	C	2B	E8837/16	8.2 .323	11.11 .438	100.0 3.937	15.0 .591	3	DIN/ANSI	
UNF 1/2-20	20.00	81.80 3.220	.367 x .275	C	2B	E8831/2	9.3 .367	12.70 .500	110.0 4.331	18.0 .709	3	DIN/ANSI	
UNF 5/8-18	18.00	65.80 2.591	.480 x .360	C	2B	E8835/8	12.2 .480	15.88 .625	110.0 4.331	20.0 .787	4	DIN/ANSI	
UNF 3/4-16	16.00	77.50 3.051	.590 x .442	C	2B	E8833/4	15.0 .590	19.05 .750	125.0 4.921	25.0 .984	4	DIN/ANSI	
UNF 7/8-14	14.00	90.90 3.579	.697 x .523	C	2B	E8837/8	17.7 .697	22.23 .875	140.0 5.512	25.0 .984	4	DIN/ANSI	



C177



C157



E9



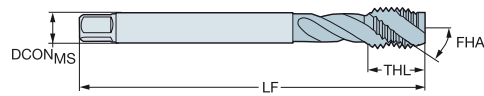
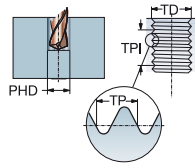
C154

Macho de corte CoroTap™ 300 com canais helicoidais

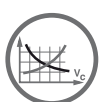
Perfil de rosca: G

DIN 5156

ULDR 2.0
 FHA 40°
 SUBSTRATE HSS-E
 COATING PVD FEN

**M**

							Dimensões, mm, pol.						
TDZ	TPI	LU	CZC _{MS}	THCHT	TCTR	Código para pedido	DCON _{MS}	TD	LF	THL	NOF	BSG	
G 1/8-28	28.00	67.00	7.00 x 5.50	C	NORMAL	E3621/8	7.0	9.73	90.0	12.0	3	DIN 5156	
	2.638						.276	.383	3.543	.472			
G 1/4-19	19.00	71.00	11.00 x 9.00	C	NORMAL	E3621/4	11.0	13.16	100.0	15.0	4	DIN 5156	
	2.795						.433	.518	3.937	.591			
G 3/8-19	19.00	58.00	12.00 x 9.00	C	NORMAL	E3623/8	12.0	16.66	100.0	15.0	4	DIN 5156	
	2.283						.472	.656	3.937	.591			
G 1/2-14	14.00	80.00	16.00 x 12.00	C	NORMAL	E3621/2	16.0	20.96	125.0	24.0	4	DIN 5156	
	3.150						.630	.825	4.921	.945			
G 3/4-14	14.00	77.00	20.00 x 16.00	C	NORMAL	E3623/4	20.0	26.44	140.0	20.0	4	DIN 5156	
	3.032						.787	1.041	5.512	.787			
G 1"-11	11.00	93.00	25.00 x 20.00	C	NORMAL	E3621	25.0	33.25	160.0	24.0	4	DIN 5156	
	3.661						.984	1.309	6.299	.945			



C177



C157



E9



C154

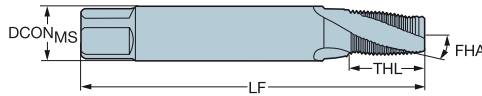
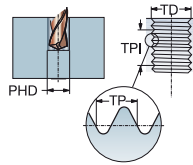
Macho de corte CoroTap™ 300 com canais helicoidais

Perfil de rosca: NPT

DIN/ANSI

ULDR
FHA
SUBSTRATE
COATING

1.5
30°
HSS-E
PVD FEN



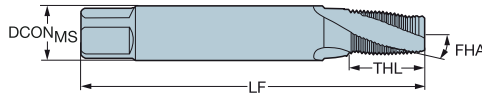
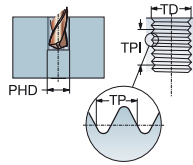
M

							Dimensões, mm, pol.					
TDZ	TPI	LU	CZC _{MS}	THCHT	TCTR	Código para pedido	DCON _{MS}	TD	LF	THL	NOF	BSG
NPT 1/16-27	27.00	56.00	.313 x .234	C	NORMAL	E7361/16	8.0	7.72	80.0	14.0	3	DIN/ANSI
		2.205					.313	.304	3.150	.551		
NPT 1/8-27	27.00	64.00	.437 x .328	C	NORMAL	E7361/8	11.1	10.07	90.0	14.0	4	DIN/ANSI
		2.520					.437	.396	3.543	.551		
NPT 1/4-18	18.00	59.00	.562 x .421	C	NORMAL	E7361/4	14.3	13.37	100.0	20.0	4	DIN/ANSI
		2.323					.562	.526	3.937	.787		
NPT 3/8-18	18.00	67.00	.700 x .531	C	NORMAL	E7363/8	17.8	16.81	110.0	20.0	5	DIN/ANSI
		2.638					.700	.662	4.331	.787		
NPT 1/2-14	14.00	79.00	.687 x .515	C	NORMAL	E7361/2	17.4	20.95	125.0	26.0	5	DIN/ANSI
		3.110					.687	.825	4.921	1.024		
NPT 3/4-14	14.00	78.00	.906 x .679	C	NORMAL	E7363/4	23.0	26.29	140.0	26.0	5	DIN/ANSI
		3.071					.906	1.035	5.512	1.024		
NPT 1-11.5	11.50	58.00	1.125 x .843	C	NORMAL	E7361	28.6	32.91	150.0	31.0	5	DIN/ANSI
		2.283					1.125	1.296	5.906	1.220		

Perfil de rosca: NPTF

ULDR
FHA
SUBSTRATE
COATING

1.5
30°
HSS-E
PVD FEN



M

							Dimensões, mm, pol.					
TDZ	TPI	LU	CZC _{MS}	THCHT	TCTR	Código para pedido	DCON _{MS}	TD	LF	THL	NOF	BSG
NPTF 1/16-27	27.00	56.00	.313 x .234	C	NORMAL	E7381/16	8.0	7.64	80.0	14.0	3	DIN/ANSI
		2.205					.313	.301	3.150	.551		
NPTF 1/8-27	27.00	64.00	.437 x .328	C	NORMAL	E7381/8	11.1	9.98	90.0	20.0	4	DIN/ANSI
		2.520					.437	.393	3.543	.787		
NPTF 1/4-18	18.00	59.00	.562 x .421	C	NORMAL	E7381/4	14.3	13.31	100.0	20.0	4	DIN/ANSI
		2.323					.562	.524	3.937	.787		
NPTF 3/8-18	18.00	67.00	.700 x .531	C	NORMAL	E7383/8	17.8	16.75	110.0	26.0	5	DIN/ANSI
		2.638					.700	.660	4.331	1.024		
NPTF 1/2-14	14.00	79.00	.437 x .328	C	NORMAL	E7381/2	11.1	20.92	125.0	14.0	5	DIN/ANSI
		3.110					.437	.824	4.921	.551		
NPTF 3/4-14	14.00	78.00	.687 x .515	C	NORMAL	E7383/4	17.4	26.27	140.0	26.0	5	DIN/ANSI
		3.071					.687	1.034	5.512	1.024		



C177



C157



E9



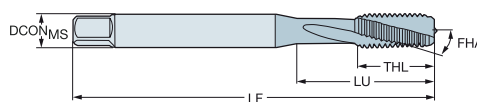
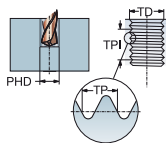
C154

Macho de corte CoroTap™ 300 com canais helicoidais

Perfil de rosca: UNJC

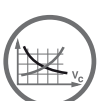
DIN 2184-1

ULDR 1.5
 FHA 10°
 SUBSTRATE HSS-E-PM



Para ligas à base de níquel

							s Dimensões, mm, pol.							
TDZ	TPI	LU	CZC _{MS}	THCHT	TCTR	Código para pedido	D150	DCON _{MS}	TD	LF	THL	NOF	PHD	BSG
UNJC #10-24	24.00	13.50	6.00 x 4.90	C	3B	T300-SD100DH-10-24	★	6.0	4.83	70.0	13.5	3	3.9	DIN 2184-1
		.531						.236	.190	2.756	.531		.154	
UNJC 1/4-20	20.00	17.50	7.00 x 5.50	C	3B	T300-SD100DH-1/4	★	7.0	6.35	80.0	17.5	3	5.1	DIN 2184-1
		.689						.276	.250	3.150	.689		.201	
UNJC 3/8-16	16.00	25.00	10.00 x 8.00	C	3B	T300-SD100DH-3/8	★	10.0	9.53	100.0	25.0	3	8.0	DIN 2184-1
		.984						.394	.375	3.937	.984		.315	
UNJC 5/16-18	18.00	21.00	8.00 x 6.20	C	3B	T300-SD100DH-5/16	★	8.0	7.94	90.0	21.0	3	6.6	DIN 2184-1
		.827						.315	.313	3.543	.827		.260	
UNJC #4-40	40.00	8.00	3.50 x 2.70	C	3B	T300-SD100DH-4-40	★	3.5	2.84	56.0	8.0	3	2.4	DIN 2184-1
		.315						.138	.112	2.205	.315		.093	
UNJC #6-32	32.00	10.00	4.00 x 3.00	C	3B	T300-SD100DH-6-32	★	4.0	3.51	56.0	10.0	3	2.9	DIN 2184-1
		.394						.157	.138	2.205	.394		.112	
UNJC #8-32	32.00	11.00	4.50 x 3.40	C	3B	T300-SD100DH-8-32	★	4.5	4.17	63.0	11.0	3	3.5	DIN 2184-1
		.433						.177	.164	2.480	.433		.138	



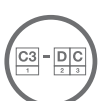
C177



C157



E9



E27



C154

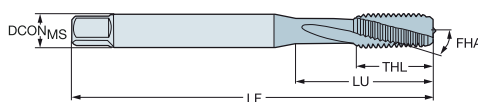
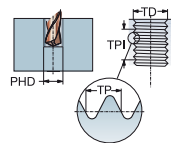


Macho de corte CoroTap™ 300 com canais helicoidais

Perfil de rosca: UNJF

DIN 2184-1

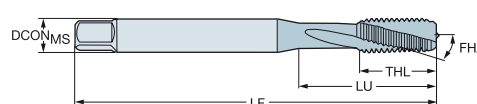
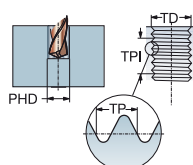
ULDR 1.5
FHA 10°
SUBSTRATE HSS-E-PM



Para ligas à base de níquel

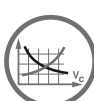
							s Dimensões, mm, pol.						
TDZ	TPI	LU	CZC _{MS}	THCHT	TCTR	Código para pedido	DCON _{MS}	TD	LF	THL	NOF	PHD	BSG
UNJF #6-40	40.00	9.50	4.00 x 3.00	C	3B	T300-SD100DI-6-40	4.0	3.51	56.0	9.5	3	3.0	DIN 2184-1
	.374						.157	.138	2.205	.374		.116	
UNJF #8-36	36.00	11.00	4.50 x 3.40	C	3B	T300-SD100DI-8-36	4.5	4.17	63.0	11.0	3	3.5	DIN 2184-1
	.433						.177	.164	2.480	.433		.138	
UNJF #10-32	32.00	12.50	6.00 x 4.90	C	3B	T300-SD100DI-10-32	6.0	4.83	70.0	12.5	3	4.1	DIN 2184-1
	.492						.236	.190	2.756	.492		.161	
UNJF 1/4-28	28.00	16.00	7.00 x 5.50	C	3B	T300-SD100DI-1/4	7.0	6.35	80.0	16.0	3	5.5	DIN 2184-1
	.630						.276	.250	3.150	.630		.217	
UNJF 5/16-24	24.00	20.00	8.00 x 6.20	C	3B	T300-SD100DI-5/16	8.0	7.94	90.0	20.0	3	6.9	DIN 2184-1
	.787						.315	.313	3.543	.787		.272	
UNJF 3/8-24	24.00	23.00	10.00 x 8.00	C	3B	T300-SD100DI-3/8	10.0	9.53	100.0	23.0	3	8.5	DIN 2184-1
	.906						.394	.375	3.937	.906		.335	

ULDR 2.0
FHA 15°
SUBSTRATE HSS-E-PM
COATING PVD ALCRN



Ligas à base de titânio

							s Dimensões, mm, pol.						
TDZ	TPI	LU	CZC _{MS}	THCHT	TCTR	Código para pedido	DCON _{MS}	TD	LF	THL	NOF	PHD	BSG
UNJF #10-32	32.00	16.00	6.00 x 4.90	C	3B	T300-SM100DI-10-32	6.0	4.83	70.0	16.0	3	4.1	DIN 2184-1
	.630						.236	.190	2.756	.630		.161	
UNJF 1/4-28	28.00	25.00	7.00 x 5.50	C	3B	T300-SM100DI-1/4	7.0	6.35	80.0	15.0	3	5.5	DIN 2184-1
	.884						.276	.250	3.150	.591		.217	
UNJF 5/16-24	24.00	29.50	8.00 x 6.20	C	3B	T300-SM100DI-5/16	8.0	7.94	90.0	18.0	3	6.9	DIN 2184-1
	1.161						.315	.313	3.543	.709		.272	
UNJF 3/8-24	24.00	33.50	10.00 x 8.00	C	3B	T300-SM100DI-3/8	10.0	9.53	100.0	20.0	3	8.5	DIN 2184-1
	1.319						.394	.375	3.937	.787		.335	



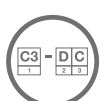
C177



C157



E9



E27



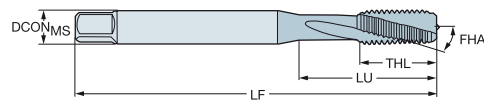
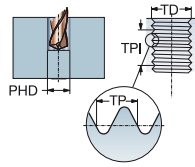
C154

Macho de corte CoroTap™ 300 com canais helicoidais

Perfil da rosca: EGUNF

DIN 2184-1

ULDR 2.0
 FHA 15°
 SUBSTRATE HSS-E-PM
 COATING PVD ALCRN



Machos

Ligas à base de titânio

											s			Dimensões, mm, pol.						
											DIN 15									
TDZ	TPI	LU	CZC _{MS}	THCHT	TCTR	Código para pedido	DCON _{MS}	TD	LF	THL		NOF	PHD	BSG						
EGUNF #10-32	32.00	16.00	6.00 x 4.90	C	3B	T300-SM100DS-10-32	6.0	5.94	70.0	16.0	3	5.1	DIN 2184-1							
	.630						.236	.234	2.756	.630		.201								
EGUNF 1/4-28	28.00	25.00	8.00 x 6.20	C	3B	T300-SM100DS-1/4	8.0	7.60	80.0	15.0	3	6.6	DIN 2184-1							
	.984						.315	.299	3.150	.591		.260								



C177



C157



E9



E27



C154



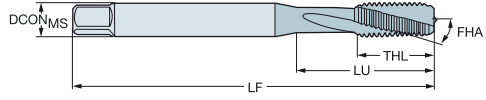
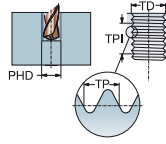
A

Macho de corte CoroTap™ 300 com canais helicoidais

Perfil da rosca: EGUNJF

DIN 2184-1

ULDR 1.5
FHA 10°
SUBSTRATE HSS-E-PM



B

Machos

Para ligas à base de níquel

														s		Dimensões, mm, pol.	
TDZ	TPI	LU	CZC _{MS}	THCHT	TCTR	Código para pedido		DCON _{MS}	TD	LF	THL	NOF	PHD	BSG			
EGUNJF #10-32	32.00	12.50	6.00 x 4.90	C	3B	T300-SD100DZ-10-32	*	6.0	5.94	70.0	15.0	3	5.1	DIN 2184-1			
	.492							.236	.234	2.756	.591		.201				
EGUNJF 1/4-28	28.00	16.00	8.00 x 6.20	C	3B	T300-SD100DZ-1/4	*	8.0	7.60	80.0	18.0	3	6.6	DIN 2184-1			
	.630							.315	.299	3.150	.709		.260				
EGUNJF 3/8-24	24.00	23.00	11.00 x 9.00	C	3B	T300-SD100DZ-3/8	*	11.0	10.99	100.0	20.0	3	9.8	DIN 2184-1			
	.906							.433	.433	3.937	.787		.386				
EGUNJF 5/16-24	24.00	20.00	10.00 x 8.00	C	3B	T300-SD100DZ-5/16	*	10.0	9.40	90.0	20.0	3	8.2	DIN 2184-1			
	.787							.394	.370	3.543	.787		.323				

C

D

E



C177



C157



E9



E27



C154

CoroTap™ 400

Aplicações

- Adequados para furos cegos e passantes
- Disponíveis para muitos formatos de rosca e normas
- Profundidades até $3,5 \times$ diâmetro



Características e benefícios

- Chanfro C (2-3 fios) e chanfro E (1,5-2 fios). Chanfro E usado principalmente em furos cegos com pouca folga
 - Aço rápido com machos-cobalto para maior resistência ao desgaste
 - Machos de aço rápido sinterizado para maior resistência ao desgaste e vida útil mais longa da ferramenta
-
- Machos que laminam a rosca em vez de cortá-la
 - Uma solução livre de cavacos
 - Todos os materiais não são adequados uma vez que há necessidade de determinada ductilidade. O limite recomendado de resistência à tração é de 1200 N/mm²
 - Para furos passantes e cegos
 - Disponível com e sem canais para óleo



www.sandvik.coromant.com/corotap400



CoroChuck™ 970, consulte nosso catálogo de ferramentas rotativas.

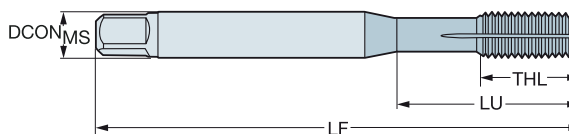
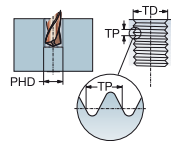
Macho laminador CoroTap™ 400

Perfil de rosca: Métrico

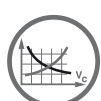
DIN 2174

ULDR
SUBSTRATE
COATING

3.0
HSS-E-PM
PVD TIN



							P Dimensões, mm, pol.							
TDZ	TP	LU	CZC _{MS}	THCHT	TCTR	Código para pedido	FCG	DCON _{MS}	TD	LF	THL	NOF	PHD	BSG
M 9	1.25	35.00	9.00 x 7.00	C	6HX	T400-PM100DA-M9	*	9.0	9.00	90.0	13.0	6	8.3	DIN 2174
		1.378						.354	.354	3.543	.512		.325	
M 3	0.50	18.00	3.50 x 2.70	C	6HX	T400-PM100DA-M3	*	3.5	3.00	56.0	6.0	4	2.8	DIN 2174
		.709						.138	.118	2.205	.236		.108	
M 4	0.70	21.00	4.50 x 3.40	C	6HX	T400-PM100DA-M4	*	4.5	4.00	63.0	7.0	5	3.7	DIN 2174
		.827						.177	.157	2.480	.276		.144	
M 5	0.80	25.00	6.00 x 4.90	C	6HX	T400-PM100DA-M5	*	6.0	5.00	70.0	8.0	5	4.6	DIN 2174
		.984						.236	.197	2.756	.315		.181	
M 6	1.00	30.00	6.00 x 4.90	C	6HX	T400-PM100DA-M6	*	6.0	6.00	80.0	10.0	5	5.5	DIN 2174
		1.181						.236	.236	3.150	.394		.217	
M 7	1.00	30.00	7.00 x 5.50	C	6HX	T400-PM100DA-M7	*	7.0	7.00	80.0	7.0	6	6.5	DIN 2174
		1.181						.276	.276	3.150	.276		.256	
M 8	1.25	35.00	8.00 x 6.20	C	6HX	T400-PM100DA-M8	*	8.0	8.00	90.0	12.0	6	7.4	DIN 2174
		1.378						.315	.315	3.543	.472		.291	
M 10	1.50	39.00	10.00 x 8.00	C	6HX	T400-PM100DA-M10	*	10.0	10.00	100.0	15.0	7	9.3	DIN 2174
		1.535						.394	.394	3.937	.591		.364	
M 12	1.75	42.00	9.00 x 7.00	C	6HX	T400-PM100DA-M12	*	9.0	12.00	110.0	16.0	8	11.2	DIN 2174
		1.654						.354	.472	4.331	.630		.441	
M 14	2.00	49.00	11.00 x 9.00	C	6HX	T400-PM100DA-M14	*	11.0	14.00	110.0	20.0	8	13.0	DIN 2174
		1.929						.433	.551	4.331	.787		.512	
M 16	2.00	55.00	12.00 x 9.00	C	6HX	T400-PM100DA-M16	*	12.0	16.00	110.0	20.0	8	15.0	DIN 2174
		2.165						.472	.630	4.331	.787		.591	
M 3	0.50	18.00	3.50 x 2.70	C	6GX	T400-PM101DA-M3	*	3.5	3.00	56.0	6.0	4	2.8	DIN 2174
		.709						.138	.118	2.205	.236		.108	
M 4	0.70	21.00	4.50 x 3.40	C	6GX	T400-PM101DA-M4	*	4.5	4.00	63.0	7.0	5	3.7	DIN 2174
		.827						.177	.157	2.480	.276		.144	
M 5	0.80	25.00	6.00 x 4.90	C	6GX	T400-PM101DA-M5	*	6.0	5.00	70.0	8.0	5	4.6	DIN 2174
		.984						.236	.197	2.756	.315		.181	
M 6	1.00	30.00	6.00 x 4.90	C	6GX	T400-PM101DA-M6	*	6.0	6.00	80.0	10.0	5	5.5	DIN 2174
		1.181						.236	.236	3.150	.394		.217	
M 8	1.25	35.00	8.00 x 6.20	C	6GX	T400-PM101DA-M8	*	8.0	8.00	90.0	12.0	6	7.4	DIN 2174
		1.378						.315	.315	3.543	.472		.291	
M 10	1.50	39.00	10.00 x 8.00	C	6GX	T400-PM101DA-M10	*	10.0	10.00	100.0	15.0	7	9.3	DIN 2174
		1.535						.394	.394	3.937	.591		.364	
M 12	1.75	42.00	9.00 x 7.00	C	6GX	T400-PM101DA-M12	*	9.0	12.00	110.0	16.0	8	11.2	DIN 2174
		1.654						.354	.472	4.331	.630		.441	
M 14	2.00	49.00	11.00 x 9.00	C	6GX	T400-PM101DA-M14	*	11.0	14.00	110.0	20.0	8	13.0	DIN 2174
		1.929						.433	.551	4.331	.787		.512	
M 16	2.00	55.00	12.00 x 9.00	C	6GX	T400-PM101DA-M16	*	12.0	16.00	110.0	20.0	8	15.0	DIN 2174
		2.165						.472	.630	4.331	.787		.591	
M 3	0.50	18.00	3.50 x 2.70	E	6HX	T400-PM102DA-M3	*	3.5	3.00	56.0	6.0	4	2.8	DIN 2174
		.709						.138	.118	2.205	.236		.108	
M 4	0.70	21.00	4.50 x 3.40	E	6HX	T400-PM102DA-M4	*	4.5	4.00	63.0	7.0	5	3.7	DIN 2174
		.827						.177	.157	2.480	.276		.144	
M 5	0.80	25.00	6.00 x 4.90	E	6HX	T400-PM102DA-M5	*	6.0	5.00	70.0	8.0	5	4.6	DIN 2174
		.984						.236	.197	2.756	.315		.181	
M 6	1.00	30.00	6.00 x 4.90	E	6HX	T400-PM102DA-M6	*	6.0	6.00	80.0	10.0	5	5.5	DIN 2174
		1.181						.236	.236	3.150	.394		.217	
M 8	1.25	35.00	8.00 x 6.20	E	6HX	T400-PM102DA-M8	*	8.0	8.00	90.0	12.0	6	7.4	DIN 2174
		1.378						.315	.315	3.543	.472		.291	
M 10	1.50	39.00	10.00 x 8.00	E	6HX	T400-PM102DA-M10	*	10.0	10.00	100.0	15.0	7	9.3	DIN 2174
		1.535						.394	.394	3.937	.591		.364	
M 12	1.75	42.00	9.00 x 7.00	E	6HX	T400-PM102DA-M12	*	9.0	12.00	110.0	16.0	8	11.2	DIN 2174
		1.654						.354	.472	4.331	.630		.441	
M 14	2.00	49.00	11.00 x 9.00	E	6HX	T400-PM102DA-M14	*	11.0	14.00	110.0	20.0	8	13.0	DIN 2174
		1.929						.433	.551	4.331	.787		.512	
M 16	2.00	55.00	12.00 x 9.00	E	6HX	T400-PM102DA-M16	*	12.0	16.00	110.0	20.0	8	15.0	DIN 2174
		2.165						.472	.630	4.331	.787		.591	



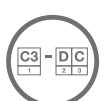
C182



C157



E9



E27



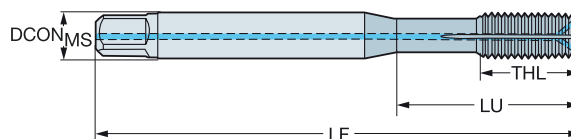
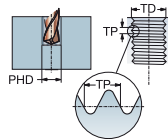
C154

Macho laminador CoroTap™ 400

Perfil de rosca: Métrico

DIN 2174

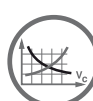
ULDR
SUBSTRATE
COATING 3.0
HSS-E-PM
PVD TIN



										p Dimensões, mm, pol.					
TDZ	TP	LU	CZC _{MS}	THCHT	TCTR	CNSC	CXSC	Código para pedido	ISO	DCON _{MS}	TD	LF	THL	NOF	BSG
M 9	1.25	35.00	9.00 x 7.00	C	6HX	1	2	T400-PM103DA-M9	*	9.0	9.00	90.0	13.0	6	DIN 2174
		1.378								.354	.354	3.543	.512		
M 5	0.80	25.00	6.00 x 4.90	C	6HX	1	2	T400-PM103DA-M5	*	6.0	5.00	70.0	8.0	5	DIN 2174
		.984								.236	.197	2.756	.315		
M 6	1.00	30.00	6.00 x 4.90	C	6HX	1	2	T400-PM103DA-M6	*	6.0	6.00	80.0	10.0	5	DIN 2174
		1.181								.236	.236	3.150	.394		
M 7	1.00	30.00	7.00 x 5.50	C	6HX	1	2	T400-PM103DA-M7	*	7.0	7.00	80.0	7.0	6	DIN 2174
		1.181								.276	.276	3.150	.276		
M 8	1.25	35.00	8.00 x 6.20	C	6HX	1	2	T400-PM103DA-M8	*	8.0	8.00	90.0	12.0	6	DIN 2174
		1.378								.315	.315	3.543	.472		
M 10	1.50	39.00	10.00 x 8.00	C	6HX	1	2	T400-PM103DA-M10	*	10.0	10.00	100.0	15.0	7	DIN 2174
		1.535								.394	.394	3.937	.591		
M 12	1.75	42.00	9.00 x 7.00	C	6HX	1	2	T400-PM103DA-M12	*	9.0	12.00	110.0	16.0	8	DIN 2174
		1.654								.354	.472	4.331	.630		
M 14	2.00	49.00	11.00 x 9.00	C	6HX	1	2	T400-PM103DA-M14	*	11.0	14.00	110.0	20.0	8	DIN 2174
		1.929								.433	.551	4.331	.787		
M 16	2.00	55.00	12.00 x 9.00	C	6HX	1	2	T400-PM103DA-M16	*	12.0	16.00	110.0	20.0	8	DIN 2174
		2.165								.472	.630	4.331	.787		
M 5	0.80	25.00	6.00 x 4.90	C	6HX	1	1	T400-PM104DA-M5	*	6.0	5.00	70.0	8.0	5	DIN 2174
		.984								.236	.197	2.756	.315		
M 6	1.00	30.00	6.00 x 4.90	C	6HX	1	1	T400-PM104DA-M6	*	6.0	6.00	80.0	10.0	5	DIN 2174
		1.181								.236	.236	3.150	.394		
M 8	1.25	35.00	8.00 x 6.20	C	6HX	1	1	T400-PM104DA-M8	*	8.0	8.00	90.0	12.0	6	DIN 2174
		1.378								.315	.315	3.543	.472		
M 10	1.50	39.00	10.00 x 8.00	C	6HX	1	1	T400-PM104DA-M10	*	10.0	10.00	100.0	15.0	7	DIN 2174
		1.535								.394	.394	3.937	.591		
M 12	1.75	42.00	9.00 x 7.00	C	6HX	1	1	T400-PM104DA-M12	*	9.0	12.00	110.0	16.0	8	DIN 2174
		1.654								.354	.472	4.331	.630		
M 14	2.00	49.00	11.00 x 9.00	C	6HX	1	1	T400-PM104DA-M14	*	11.0	14.00	110.0	20.0	8	DIN 2174
		1.929								.433	.551	4.331	.787		
M 16	2.00	55.00	12.00 x 9.00	C	6HX	1	1	T400-PM104DA-M16	*	12.0	16.00	110.0	20.0	8	DIN 2174
		2.165								.472	.630	4.331	.787		

CXSC 1 = saída de refrigeração concêntrica axial

CXSC 2 = saída de refrigeração radial



C182



C157



E9



E27



E28



C154



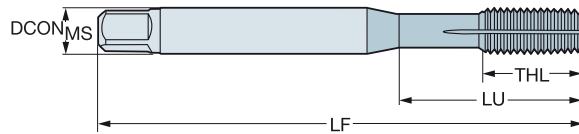
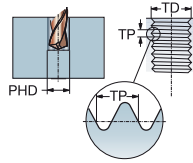
Macho laminador CoroTap™ 400

Perfil de rosca: Métrico

DIN/ANSI

ULDR
SUBSTRATE
COATING

3.0
HSS-E-PM
PVD TIN



							p Dimensões, mm, pol.							
TDZ	TP	LU	CZC _{MS}	THGHT	TCTR	Código para pedido	ISO	DCON _{MS}	TD	LF	THL	NOF	PHD	BSG
M 3	0.50	18.00	.141 x .110	C	6HX	T400-PM100AA-M3	*	3.6	3.00	56.0	6.0	4	2.8	DIN/ANSI
		.709						.141	.118	2.205	.236		.108	
M 4	0.70	21.00	.168 x .131	C	6HX	T400-PM100AA-M4	*	4.3	4.00	63.0	7.0	5	3.7	DIN/ANSI
		.827						.168	.157	2.480	.276		.144	
M 5	0.80	25.00	.194 x .152	C	6HX	T400-PM100AA-M5	*	4.9	5.00	70.0	8.0	5	4.6	DIN/ANSI
		.984						.194	.197	2.756	.315		.181	
M 6	1.00	30.00	.255 x .191	C	6HX	T400-PM100AA-M6	*	6.5	6.00	80.0	10.0	5	5.5	DIN/ANSI
		1.181						.255	.236	3.150	.394		.217	
M 8	1.25	35.00	.318 x .238	C	6HX	T400-PM100AA-M8	*	8.1	8.00	90.0	12.0	6	7.4	DIN/ANSI
		1.378						.318	.315	3.543	.472		.291	
M 10	1.50	39.00	.381 x .286	C	6HX	T400-PM100AA-M10	*	9.7	10.00	100.0	15.0	7	9.3	DIN/ANSI
		1.535						.381	.394	3.937	.591		.364	
M 12	1.75	42.00	.367 x .275	C	6HX	T400-PM100AA-M12	*	9.3	12.00	110.0	16.0	8	11.2	DIN/ANSI
		1.654						.367	.472	4.331	.630		.441	
M 14	2.00	49.00	.429 x .322	C	6HX	T400-PM100AA-M14	*	10.9	14.00	110.0	20.0	8	13.0	DIN/ANSI
		1.929						.429	.551	4.331	.787		.512	
M 16	2.00	55.00	.480 x .360	C	6HX	T400-PM100AA-M16	*	12.2	16.00	110.0	20.0	8	15.0	DIN/ANSI
		2.165						.480	.630	4.331	.787		.591	



C182



C157



E9



E27



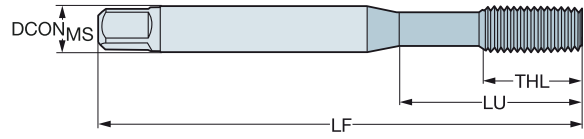
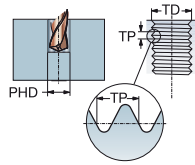
C154

Macho laminador CoroTap™ 400

Perfil de rosca: Métrico

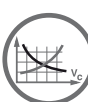
DIN 2174

ULDR 3.0
 SUBSTRATE HSS-E
 COATING DLC a-C:H



N

							N							Dimensões, mm, pol.	
TDZ	TP	LU	CZC _{MS}	THCHT	TCTR	Código para pedido	BC05	DCON _{MS}	TD	LF	THL	NOF	PHD	BSG	
M 3	0.50	18.00	3.50 x 2.70	C	6HX	T400-NM100DA-M3	★	3.5	3.00	56.0	9.0	4	2.8	DIN 2174	
		.709						.138	.118	2.205	.354		.110		
M 4	0.70	21.00	4.50 x 3.40	C	6HX	T400-NM100DA-M4	★	4.5	4.00	63.0	12.0	5	3.7	DIN 2174	
		.827						.177	.157	2.480	.472		.146		
M 5	0.80	25.00	6.00 x 4.90	C	6HX	T400-NM100DA-M5	★	6.0	5.00	70.0	13.0	5	4.6	DIN 2174	
		.984						.236	.197	2.756	.512		.181		
M 6	1.00	30.00	6.00 x 4.90	C	6HX	T400-NM100DA-M6	★	6.0	6.00	80.0	15.0	5	5.5	DIN 2174	
		1.181						.236	.236	3.150	.591		.217		
M 8	1.25	35.00	8.00 x 6.20	C	6HX	T400-NM100DA-M8	★	8.0	8.00	90.0	18.0	5	7.4	DIN 2174	
		1.378						.315	.315	3.543	.709		.291		



C182



C157



E9



E27



C154



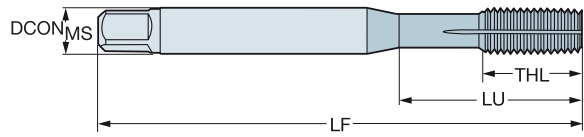
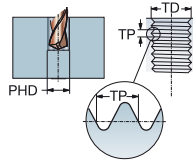
Macho laminador CoroTap™ 400

Perfil de rosca: Métrica fina

DIN 2174

ULDR
SUBSTRATE
COATING

3.0
HSS-E-PM
PVD TIN



							p Dimensões, mm, pol.							
TDZ	TP	LU	CZC _{MS}	THCHT	TCTR	Código para pedido	ISO L23	DCON _{MS}	TD	LF	THL	NOF	PHD	BSG
MF 5x0.5	0.50	25.00	6.00 x 4.90	C	6HX	T400-PM100DB-M5X050	★	6.0	5.00	70.0	8.0	5	4.8	DIN 2174
		.984						.236	.197	2.756	.315		.187	
MF 6x0.75	0.75	30.00	6.00 x 4.90	C	6HX	T400-PM100DB-M6X075	★	6.0	6.00	80.0	10.0	5	5.6	DIN 2174
		1.181						.236	.236	3.150	.394		.220	
MF 8x1	1.00	35.00	6.00 x 4.90	C	6HX	T400-PM100DB-M8X100	★	6.0	8.00	90.0	12.0	6	7.5	DIN 2174
		1.378						.236	.315	3.543	.472		.295	
MF 10x1	1.00	39.00	7.00 x 5.50	C	6HX	T400-PM100DB-M10X100	★	7.0	10.00	90.0	12.0	7	9.5	DIN 2174
		1.535						.276	.394	3.543	.472		.374	
MF 10x1.25	1.25	39.00	7.00 x 5.50	C	6HX	T400-PM100DB-M10X125	★	7.0	10.00	100.0	15.0	7	9.4	DIN 2174
		1.535						.276	.394	3.937	.591		.370	
MF 12x1	1.00	42.00	9.00 x 7.00	C	6HX	T400-PM100DB-M12X100	★	9.0	12.00	100.0	13.0	8	11.5	DIN 2174
		1.654						.354	.472	3.937	.512		.453	
MF 12x1.5	1.50	42.00	9.00 x 7.00	C	6HX	T400-PM100DB-M12X125	★	9.0	12.00	100.0	13.0	8	11.4	DIN 2174
		1.654						.354	.472	3.937	.512		.449	
MF 12x1.5	1.50	42.00	9.00 x 7.00	C	6HX	T400-PM100DB-M12X150	★	9.0	12.00	100.0	13.0	8	11.3	DIN 2174
		1.654						.354	.472	3.937	.512		.443	
MF 14x1	1.00	49.00	11.00 x 9.00	C	6HX	T400-PM100DB-M14X100	★	11.0	14.00	100.0	15.0	8	13.5	DIN 2174
		1.929						.433	.551	3.937	.591		.531	
MF 14x1.25	1.25	49.00	11.00 x 9.00	C	6HX	T400-PM100DB-M14X125	★	11.0	14.00	100.0	15.0	8	13.4	DIN 2174
		1.929						.433	.551	3.937	.591		.528	
MF 14x1.5	1.50	49.00	11.00 x 9.00	C	6HX	T400-PM100DB-M14X150	★	11.0	14.00	100.0	15.0	8	13.3	DIN 2174
		1.929						.433	.551	3.937	.591		.522	
MF 16x1.5	1.50	50.00	12.00 x 9.00	C	6HX	T400-PM100DB-M16X150	★	12.0	16.00	100.0	15.0	8	15.3	DIN 2174
		1.969						.472	.630	3.937	.591		.600	



C182



C157



E9



E27



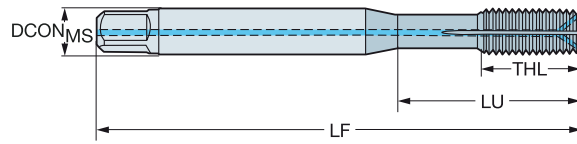
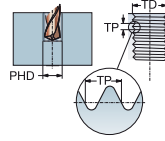
C154

Macho laminador CoroTap™ 400

Perfil de rosca: Métrica fina

DIN 2174

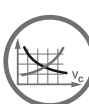
ULDR
SUBSTRATE
COATING 3.0
HSS-E-PM
PVD TIN



										p Dimensões, mm, pol.					
TDZ	TP	LU	CZC _{MS}	THCHT	TCTR	CNSC	CXSC	Código para pedido	ISO	DCON _{MS}	TD	LF	THL	NOF	BSG
MF 8x1	1.00	35.00 1.378	6.00 x 4.90	C	6HX	1	2	T400-PM101DB-M8X100	*	6.0 .236	8.00 .315	90.0 3.543	12.0 .472	6	DIN 2174
MF 10x1	1.00	39.00 1.535	7.00 x 5.50	C	6HX	1	2	T400-PM101DB-M10X100	*	7.0 .276	10.00 .394	90.0 3.543	12.0 .472	7	DIN 2174
MF 10x1.25	1.25	39.00 1.535	7.00 x 5.50	C	6HX	1	2	T400-PM101DB-M10X125	*	7.0 .276	10.00 .394	100.0 3.937	15.0 .591	7	DIN 2174
MF 12x1	1.00	42.00 1.654	9.00 x 7.00	C	6HX	1	2	T400-PM101DB-M12X100	*	9.0 .354	12.00 .472	100.0 3.937	13.0 .512	8	DIN 2174
MF 12x1.25	1.25	42.00 1.654	9.00 x 7.00	C	6HX	1	2	T400-PM101DB-M12X125	*	9.0 .354	12.00 .472	100.0 3.937	13.0 .512	8	DIN 2174
MF 12x1.5	1.50	42.00 1.654	9.00 x 7.00	C	6HX	1	2	T400-PM101DB-M12X150	*	9.0 .354	12.00 .472	100.0 3.937	13.0 .512	8	DIN 2174
MF 14x1.5	1.50	49.00 1.929	11.00 x 9.00	C	6HX	1	2	T400-PM101DB-M14X150	*	11.0 .433	14.00 .551	100.0 3.937	15.0 .591	8	DIN 2174
MF 16x1.5	1.50	50.00 1.969	12.00 x 9.00	C	6HX	1	2	T400-PM101DB-M16X150	*	12.0 .472	16.00 .630	100.0 3.937	15.0 .591	8	DIN 2174
MF 8x1	1.00	35.00 1.378	6.00 x 4.90	C	6HX	1	1	T400-PM102DB-M8X100	*	6.0 .236	8.00 .315	90.0 3.543	12.0 .472	6	DIN 2174
MF 10x1	1.00	39.00 1.535	7.00 x 5.50	C	6HX	1	1	T400-PM102DB-M10X100	*	7.0 .276	10.00 .394	90.0 3.543	10.0 .394	7	DIN 2174
MF 10x1.25	1.25	39.00 1.535	7.00 x 5.50	C	6HX	1	1	T400-PM102DB-M10X125	*	7.0 .276	10.00 .394	100.0 3.937	15.0 .591	7	DIN 2174
MF 12x1.25	1.25	42.00 1.654	9.00 x 7.00	C	6HX	1	1	T400-PM102DB-M12X125	*	9.0 .354	12.00 .472	100.0 3.937	12.0 .472	8	DIN 2174
MF 12x1.5	1.50	42.00 1.654	9.00 x 7.00	C	6HX	1	1	T400-PM102DB-M12X150	*	9.0 .354	12.00 .472	100.0 3.937	12.0 .472	8	DIN 2174
MF 14x1.5	1.50	49.00 1.929	11.00 x 9.00	C	6HX	1	1	T400-PM102DB-M14X150	*	11.0 .433	14.00 .551	100.0 3.937	15.0 .591	8	DIN 2174
MF 16x1.5	1.50	50.00 1.969	12.00 x 9.00	C	6HX	1	1	T400-PM102DB-M16X150	*	12.0 .472	16.00 .630	100.0 3.937	15.0 .591	8	DIN 2174

CXSC 1 = saída de refrigeração concêntrica axial

CXSC 2 = saída de refrigeração radial



C182



C157



E9



E27



E28



C154

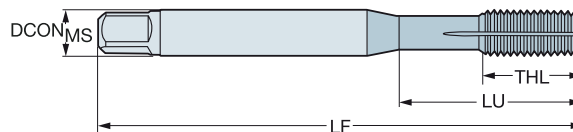
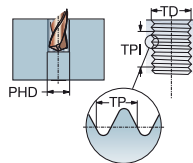
Macho laminador CoroTap™ 400

Perfil de rosca: UNC

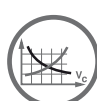
DIN/ANSI

ULDR
SUBSTRATE
COATING

3.0
HSS-E-PM
PVD TIN



							p Dimensões, mm, pol.						
TDZ	TPI	LU	CZC _{MS}	THCHT	TCTR	Código para pedido	DCON _{MS}	TD	LF	THL	NOF	PHD	BSG
UNC #4-40	40.00	18.00	.141 x .110	C	2BX	T400-PM100AE-4-40	3.6	2.84	56.0	6.0	3	2.6	DIN/ANSI
		.709					.141	.112	2.205	.236		.102	
UNC #6-32	32.00	20.00	.141 x .110	C	2BX	T400-PM100AE-6-32	3.6	3.50	56.0	6.5	4	3.2	DIN/ANSI
		.787					.141	.138	2.205	.256		.126	
UNC #8-32	32.00	25.00	.168 x .131	C	2BX	T400-PM100AE-8-32	4.3	4.16	63.0	6.0	5	3.9	DIN/ANSI
		.984					.168	.164	2.480	.236		.154	
UNC #10-24	24.00	25.00	.194 x .152	C	2BX	T400-PM100AE-10-24	4.9	4.80	70.0	8.0	5	4.4	DIN/ANSI
		.984					.194	.189	2.756	.315		.173	
UNC #12-24	24.00	30.00	.220 x .165	C	2BX	T400-PM100AE-12-24	5.6	5.48	80.0	10.0	5	5.1	DIN/ANSI
		1.181					.220	.216	3.150	.394		.201	
UNC 1/4-20	20.00	30.00	.255 x .191	C	2BX	T400-PM100AE-1/4	6.5	6.35	80.0	10.0	5	5.9	DIN/ANSI
		1.181					.255	.250	3.150	.394		.232	
UNC 5/16-18	18.00	35.00	.318 x .238	C	2BX	T400-PM100AE-5/16	8.1	7.94	90.0	12.0	6	7.4	DIN/ANSI
		1.378					.318	.313	3.543	.472		.291	
UNC 3/8-16	16.00	39.00	.381 x .286	C	2BX	T400-PM100AE-3/8	9.7	9.52	100.0	15.0	6	8.9	DIN/ANSI
		1.535					.381	.375	3.937	.591		.350	
UNC 7/16-14	14.00	39.00	.323 x .242	C	2BX	T400-PM100AE-7/16	8.2	11.11	100.0	15.0	7	10.4	DIN/ANSI
		1.535					.323	.437	3.937	.591		.409	
UNC 1/2-13	13.00	44.50	.367 x .275	C	2BX	T400-PM100AE-1/2	9.3	12.70	110.0	18.0	8	12.0	DIN/ANSI
		1.752					.367	.500	4.331	.709		.472	
UNC 5/8-11	11.00	55.00	.480 x .360	C	2BX	T400-PM100AE-5/8	12.2	15.88	110.0	20.0	8	15.0	DIN/ANSI
		2.165					.480	.625	4.331	.787		.591	
UNC #4-40	40.00	18.00	.141 x .110	E	2BX	T400-PM101AE-4-40	3.6	2.84	56.0	6.0	3	2.6	DIN/ANSI
		.709					.141	.112	2.205	.236		.102	
UNC #6-32	32.00	20.00	.141 x .110	E	2BX	T400-PM101AE-6-32	3.6	3.50	56.0	6.5	4	3.2	DIN/ANSI
		.787					.141	.138	2.205	.256		.126	
UNC #8-32	32.00	25.00	.168 x .131	E	2BX	T400-PM101AE-8-32	4.3	4.16	63.0	6.0	5	3.9	DIN/ANSI
		.984					.168	.164	2.480	.236		.154	
UNC #10-24	24.00	25.00	.194 x .152	E	2BX	T400-PM101AE-10-24	4.9	4.80	70.0	8.0	5	4.4	DIN/ANSI
		.984					.194	.189	2.756	.315		.173	
UNC #12-24	24.00	30.00	.220 x .165	E	2BX	T400-PM101AE-12-24	5.6	5.48	80.0	10.0	5	5.1	DIN/ANSI
		1.181					.220	.216	3.150	.394		.201	
UNC 1/4-20	20.00	30.00	.255 x .191	E	2BX	T400-PM101AE-1/4	6.5	6.35	80.0	10.0	5	5.8	DIN/ANSI
		1.181					.255	.250	3.150	.394		.228	
UNC 5/16-18	18.00	35.00	.318 x .238	E	2BX	T400-PM101AE-5/16	8.1	7.94	90.0	12.0	6	7.4	DIN/ANSI
		1.378					.318	.313	3.543	.472		.291	
UNC 3/8-16	16.00	39.00	.381 x .286	E	2BX	T400-PM101AE-3/8	9.7	9.52	100.0	15.0	6	8.9	DIN/ANSI
		1.535					.381	.375	3.937	.591		.350	
UNC 7/16-14	14.00	39.00	.323 x .242	E	2BX	T400-PM101AE-7/16	8.2	11.11	100.0	15.0	7	10.4	DIN/ANSI
		1.535					.323	.437	3.937	.591		.409	
UNC 1/2-13	13.00	44.50	.367 x .275	E	2BX	T400-PM101AE-1/2	9.3	12.70	110.0	18.0	8	12.0	DIN/ANSI
		1.752					.367	.500	4.331	.709		.472	
UNC 5/8-11	11.00	55.00	.480 x .360	E	2BX	T400-PM101AE-5/8	12.2	15.88	110.0	20.0	8	15.0	DIN/ANSI
		2.165					.480	.625	4.331	.787		.591	



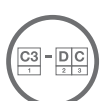
C182



C157



E9



E27



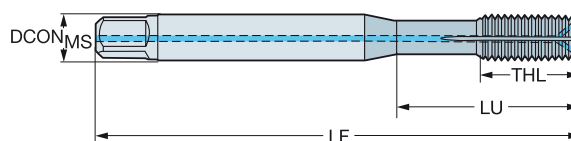
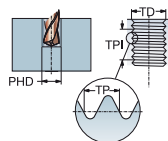
C154

Macho laminador CoroTap™ 400

Perfil de rosca: UNC

DIN/ANSI

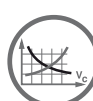
ULDR
SUBSTRATE
COATING 3.0
HSS-E-PM
PVD TIN



										p					Dimensões, mm, pol.				
TDZ	TPI	LU	CZC _{MS}	THCHT	TCTR	CNSC	CXSC	Código para pedido	MS	DCON _{MS}	TD	LF	THL	NOF	BSG				
UNC #8-32	32.00	25.00 .984	.168 x .131	C	2BX	1	2	T400-PM102AE-8-32	*	4.3 .168	4.16 .164	63.0 2.480	6.0 .236	5	DIN/ANSI				
UNC #10-24	24.00	25.00 .984	.194 x .152	C	2BX	1	2	T400-PM102AE-10-24	*	4.9 .194	4.80 .189	70.0 2.756	8.0 .315	5	DIN/ANSI				
UNC #12-24	24.00	30.00 1.181	.220 x .165	C	2BX	1	2	T400-PM102AE-12-24	*	5.6 .220	5.48 .216	80.0 3.150	10.0 .394	5	DIN/ANSI				
UNC 1/4-20	20.00	30.00 1.181	.255 x .191	C	2BX	1	2	T400-PM102AE-1/4	*	6.5 .255	6.35 .250	80.0 3.150	10.0 .394	5	DIN/ANSI				
UNC 5/16-18	18.00	35.00 1.378	.318 x .238	C	2BX	1	2	T400-PM102AE-5/16	*	8.1 .318	7.94 .313	90.0 3.543	12.0 .472	6	DIN/ANSI				
UNC 3/8-16	16.00	39.00 1.535	.381 x .286	C	2BX	1	2	T400-PM102AE-3/8	*	9.7 .381	9.52 .375	100.0 3.937	15.0 .591	6	DIN/ANSI				
UNC 7/16-14	14.00	39.00 1.535	.323 x .242	C	2BX	1	2	T400-PM102AE-7/16	*	8.2 .323	11.11 .437	100.0 3.937	15.0 .591	7	DIN/ANSI				
UNC 1/2-13	13.00	44.50 1.752	.367 x .275	C	2BX	1	2	T400-PM102AE-1/2	*	9.3 .367	12.70 .500	110.0 4.331	18.0 .709	8	DIN/ANSI				
UNC 5/8-11	11.00	55.00 2.165	.480 x .360	C	2BX	1	2	T400-PM102AE-5/8	*	12.2 .480	15.88 .625	110.0 4.331	20.0 .787	8	DIN/ANSI				
UNC #8-32	32.00	25.00 .984	.168 x .131	C	2BX	1	1	T400-PM103AE-8-32	*	4.3 .168	4.16 .164	63.0 2.480	6.0 .236	5	DIN/ANSI				
UNC #10-24	24.00	25.00 .984	.194 x .152	C	2BX	1	1	T400-PM103AE-10-24	*	4.9 .194	4.80 .189	70.0 2.756	8.0 .315	5	DIN/ANSI				
UNC #12-24	24.00	30.00 1.181	.220 x .165	C	2BX	1	1	T400-PM103AE-12-24	*	5.6 .220	5.48 .216	80.0 3.150	10.0 .394	5	DIN/ANSI				
UNC 1/4-20	18.00	35.00 1.378	.318 x .238	C	2BX	1	1	T400-PM103AE-5/16	*	8.1 .318	7.94 .313	90.0 3.543	12.0 .472	6	DIN/ANSI				
UNC 5/16-18	20.00	30.00 1.181	.255 x .191	C	2BX	1	1	T400-PM103AE-1/4	*	6.5 .255	6.35 .250	80.0 3.150	10.0 .394	5	DIN/ANSI				
UNC 3/8-16	16.00	39.00 1.535	.381 x .286	C	2BX	1	1	T400-PM103AE-3/8	*	9.7 .381	9.52 .375	100.0 3.937	15.0 .591	6	DIN/ANSI				
UNC 7/16-14	14.00	39.00 1.535	.323 x .242	C	2BX	1	1	T400-PM103AE-7/16	*	8.2 .323	11.11 .437	100.0 3.937	15.0 .591	7	DIN/ANSI				
UNC 1/2-13	13.00	44.50 1.752	.367 x .275	C	2BX	1	1	T400-PM103AE-1/2	*	9.3 .367	12.70 .500	110.0 4.331	18.0 .709	8	DIN/ANSI				
UNC 5/8-11	11.00	55.00 2.165	.480 x .360	C	2BX	1	1	T400-PM103AE-5/8	*	12.2 .480	15.88 .625	110.0 4.331	20.0 .787	8	DIN/ANSI				

CXSC 1 = saída de refrigeração concêntrica axial

CXSC 2 = saída de refrigeração radial



C182



C157



E9



E27



E28



C154



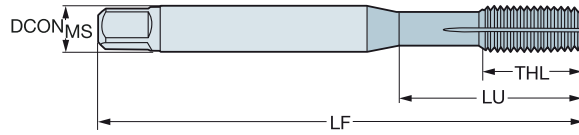
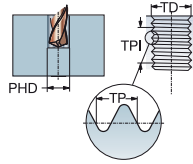
Macho laminador CoroTap™ 400

Perfil de rosca: UNF

DIN/ANSI

ULDR
SUBSTRATE
COATING

3.0
HSS-E-PM
PVD TIN



							p Dimensões, mm, pol.							
TDZ	TPI	LU	CZ_{MS}	THCHT	TCTR	Código para pedido	ISO	DCON_{MS}	TD	LF	THL	NOF	PHD	BSG
UNF #10-32	32.00	25.00	.194 x .152	C	2BX	T400-PM100AF-10-32	★	4.9	4.82	70.0	8.0	5	4.5	DIN/ANSI
								.194	.190	2.756	.315	.177		
UNF 1/4-28	28.00	30.00	.255 x .191	C	2BX	T400-PM100AF-1/4	★	6.5	6.35	80.0	10.0	5	6.0	DIN/ANSI
								.255	.250	3.150	.394	.236		
UNF 5/16-24	24.00	35.00	.318 x .238	C	2BX	T400-PM100AF-5/16	★	8.1	7.94	90.0	12.0	6	7.5	DIN/ANSI
								.318	.313	3.543	.472	.295		
UNF 3/8-24	24.00	39.00	.381 x .286	C	2BX	T400-PM100AF-3/8	★	9.7	9.50	100.0	12.0	6	9.1	DIN/ANSI
								.381	.374	3.937	.472	.358		
UNF 7/16-20	20.00	39.00	.323 x .242	C	2BX	T400-PM100AF-7/16	★	8.2	11.11	100.0	15.0	7	10.7	DIN/ANSI
								.323	.437	3.937	.591	.421		
UNF 1/2-20	20.00	44.50	.367 x .275	C	2BX	T400-PM100AF-1/2	★	9.3	12.70	100.0	13.0	8	12.2	DIN/ANSI
								.367	.500	3.937	.512	.480		
UNF 5/8-18	18.00	50.00	.480 x .360	C	2BX	T400-PM100AF-5/8	★	12.2	15.88	100.0	15.0	8	15.4	DIN/ANSI
								.480	.625	3.937	.591	.606		
UNF #10-32	32.00	25.00	.194 x .152	E	2BX	T400-PM101AF-10-32	★	4.9	4.82	70.0	8.0	5	4.5	DIN/ANSI
								.194	.190	2.756	.315	.177		
UNF 1/4-28	28.00	30.00	.255 x .191	E	2BX	T400-PM101AF-1/4	★	6.5	6.35	80.0	10.0	5	6.0	DIN/ANSI
								.255	.250	3.150	.394	.236		
UNF 5/16-24	24.00	35.00	.318 x .238	E	2BX	T400-PM101AF-5/16	★	8.1	7.94	90.0	12.0	6	7.5	DIN/ANSI
								.318	.313	3.543	.472	.295		
UNF 3/8-24	24.00	39.00	.381 x .286	E	2BX	T400-PM101AF-3/8	★	9.7	9.50	100.0	12.0	6	9.1	DIN/ANSI
								.381	.374	3.937	.472	.358		
UNF 7/16-20	20.00	39.00	.323 x .242	E	2BX	T400-PM101AF-7/16	★	8.2	11.11	100.0	15.0	7	10.7	DIN/ANSI
								.323	.437	3.937	.591	.421		
UNF 1/2-20	20.00	44.50	.367 x .275	E	2BX	T400-PM101AF-1/2	★	9.3	12.70	100.0	13.0	8	12.2	DIN/ANSI
								.367	.500	3.937	.512	.480		
UNF 5/8-18	18.00	50.00	.480 x .360	E	2BX	T400-PM101AF-5/8	★	12.2	15.88	100.0	15.0	8	15.4	DIN/ANSI
								.480	.625	3.937	.591	.606		



C182



C157



E9



E27



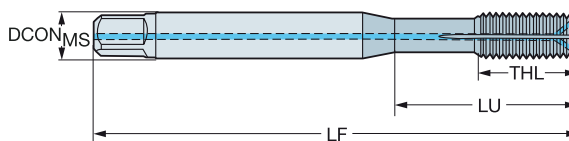
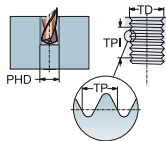
C154

Macho laminador CoroTap™ 400

Perfil de rosca: UNF

DIN/ANSI

ULDR
SUBSTRATE
COATING 3.0
HSS-E-PM
PVD TIN



								p Dimensões, mm, pol.							
TDZ	TPI	LU	CZC _{MS}	THCHT	TCTR	CNSC	CXSC	Código para pedido	MS	DCON _{MS}	TD	LF	THL	NOF	BSG
UNF #10-32	32.00	25.00 .984	.194 x .152	C	2BX	1	2	T400-PM102AF-10-32	*	4.9 .194	4.82 .190	70.0 2.756	8.0 .315	5	DIN/ANSI
UNF 1/4-28	28.00	30.00 1.181	.255 x .191	C	2BX	1	2	T400-PM102AF-1/4	*	6.5 .255	6.35 .250	80.0 3.150	10.0 .394	5	DIN/ANSI
UNF 5/16-24	24.00	35.00 1.378	.318 x .238	C	2BX	1	2	T400-PM102AF-5/16	*	8.1 .318	7.94 .313	90.0 3.543	12.0 .472	6	DIN/ANSI
UNF 3/8-24	24.00	39.00 1.535	.381 x .286	C	2BX	1	2	T400-PM102AF-3/8	*	9.7 .381	9.50 .374	100.0 3.937	12.0 .472	6	DIN/ANSI
UNF 7/16-20	20.00	39.00 1.535	.323 x .242	C	2BX	1	2	T400-PM102AF-7/16	*	8.2 .323	11.11 .437	100.0 3.937	15.0 .591	7	DIN/ANSI
UNF 1/2-20	20.00	44.50 1.752	.367 x .275	C	2BX	1	2	T400-PM102AF-1/2	*	9.3 .367	12.70 .500	100.0 3.937	13.0 .512	8	DIN/ANSI
UNF 5/8-18	18.00	50.00 1.969	.480 x .360	C	2BX	1	2	T400-PM102AF-5/8	*	12.2 .480	15.88 .625	100.0 3.937	15.0 .591	8	DIN/ANSI
UNF #10-32	32.00	25.00 .984	.194 x .152	C	2BX	1	1	T400-PM103AF-10-32	*	4.9 .194	4.82 .190	70.0 2.756	8.0 .315	5	DIN/ANSI
UNF 1/4-28	28.00	30.00 1.181	.255 x .191	C	2BX	1	1	T400-PM103AF-1/4	*	6.5 .255	6.35 .250	80.0 3.150	10.0 .394	5	DIN/ANSI
UNF 5/16-24	24.00	35.00 1.378	.318 x .238	C	2BX	1	1	T400-PM103AF-5/16	*	8.1 .318	7.94 .313	90.0 3.543	12.0 .472	6	DIN/ANSI
UNF 3/8-24	24.00	39.00 1.535	.381 x .286	C	2BX	1	1	T400-PM103AF-3/8	*	9.7 .381	9.50 .374	100.0 3.937	12.0 .472	6	DIN/ANSI
UNF 7/16-20	20.00	39.00 1.535	.323 x .242	C	2BX	1	1	T400-PM103AF-7/16	*	8.2 .323	11.11 .437	100.0 3.937	15.0 .591	7	DIN/ANSI
UNF 1/2-20	20.00	44.50 1.752	.367 x .275	C	2BX	1	1	T400-PM103AF-1/2	*	9.3 .367	12.70 .500	100.0 3.937	13.0 .512	8	DIN/ANSI
UNF 5/8-18	18.00	50.00 1.969	.480 x .360	C	2BX	1	1	T400-PM103AF-5/8	*	12.2 .480	15.88 .625	100.0 3.937	15.0 .591	8	DIN/ANSI

CXSC 1 = saída de refrigeração concêntrica axial

CXSC 2 = saída de refrigeração radial



C182



C157



E9



E27



E28



C154

Machos

Material

HM Metal duro	HSS Aço rápido	HSS-E Aço rápido cobalto	HSS-PM Aço rápido sinterizado	HSS-E-PM Aço rápido sinterizado HSS-E
-------------------------	--------------------------	------------------------------------	---	---

Classe/cobertura


C110/B110 Combinação perfeita de alta dureza e desgaste abrasivo	Cool Top Combinação perfeita de alta dureza e desgaste abrasivo	Smooth Top O baixo coeficiente de atrito minimiza a adesão do material à aresta de corte	ST/C145/B145 Temperado a vapor, para proteção e prevenção de formação de arestas postizas	TiCN Carbonitreto de titânio
--	---	--	---	--

CrN Nitreto de cromo	TiN Nitreto de titânio	N Nitretado	Bright/C150/B150 Sem cobertura, para reduzir a adesão em materiais macios	D115 Classe resistente ao desgaste com baixo atrito
--------------------------------	----------------------------------	-----------------------	---	---


D210 Excelente resistência ao desgaste na usinagem com ou sem refrigeração	D125 Classe resistente ao desgaste com atrito médio	F125 Classe resistente ao desgaste com baixo atrito Otimizada para aços		
--	---	--	--	--

Tipo de furo


Furo passante



Furo cego



Furo cego ou passante

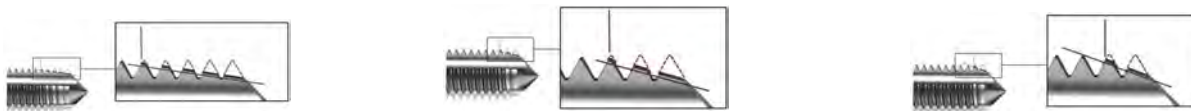


DICAS GERAIS SOBRE ROSQUEAMENTO

O sucesso de qualquer operação de rosqueamento com macho depende de diversos fatores que afetam a qualidade do produto acabado. Para o sucesso de sua operação, tenha as seguintes dicas em mente:

1. Selecione o desenho correto do macho para o material da peça e o tipo de furo, ou seja, passante ou cego, no gráfico de classificação de materiais.
2. Certifique-se de que a peça esteja firmemente fixada - o movimento lateral pode causar a quebra do macho ou roscas de má qualidade.
3. Selecione o tamanho correto do furo na página do catálogo relevante. Lembre-se de que o tamanhos dos furos para os machos laminadores são diferentes. A escolha incorreta ou más condições de furação podem endurecer o material da peça e, conseqüentemente, reduzir o desempenho do macho.
4. Selecione a velocidade de corte correta como mostrado na página do produto do catálogo e na busca de produto orientada.
5. Use o fluido de corte adequado para a aplicação correta.
6. Assegure a entrada suave do macho no furo, pois o avanço irregular pode causar o efeito boca de sino (bell mouting).

Tipo de chanfro do macho



Tipo de chanfro B=3,5 – 5 x roscas

Chanfro longo:

- Torque alto
- Melhor acabamento superficial
- Cavacos finos
- Baixa pressão no chanfro
- Vida útil longa da ferramenta
- Mais comum para macho com ponta helicoidal

Tipo de chanfro C=2 – 3 x roscas

Chanfro médio:

- Baixo torque
- Bom acabamento superficial
- Cavacos espessos normais
- Pressão normal no chanfro
- Vida útil da ferramenta normal
- Desenho mais comum
- Chanfro standard para furos cegos
- Mais comum para macho com canal helicoidal

Tipo de chanfro E=1,5 - 2 x roscas

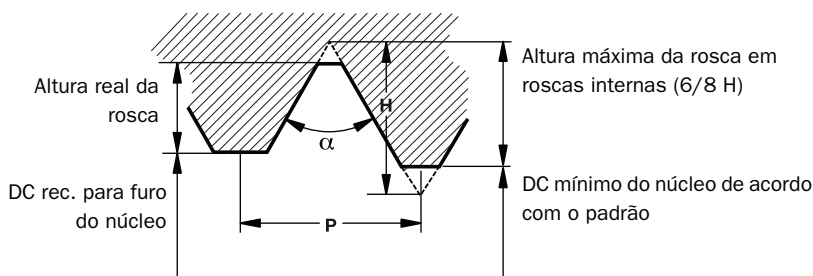
Chanfro curto:

- Torque baixo
- Bom acabamento superficial
- Cavacos espessos
- Alta pressão no chanfro
- Vida útil mais curta da ferramenta
- Desenho extremo
- Para uso quando não houver muito espaço no fundo do furo

Qual é a altura da rosca em %?

O exemplo se aplica à norma ISO & UTS - roscas de 60°

A altura da rosca em % é a relação entre a altura real e a altura máxima da rosca interna



Exemplo, M8x1,25

Altura máxima da rosca de acordo com a norma é 6/8 H.

$$H = 0,866 \times P$$

(H = altura básica do triângulo)

(P = passo da rosca)

A altura máxima da rosca é:

$$6/8 * (0,866 \times 1,25) = 0,811 \text{ mm}$$

Altura real da rosca em furo do núcleo com DC 6,9 mm:

$$(8 - 6,9) / 2 = 0,55 \text{ mm}$$

$$\text{A altura da rosca é } (0,55 / 0,81) \times 100 = 68\%$$

MACHOS DE CORTE CLASSES 2B & 3B: ROSCAS DE PARAFUSOS UNIFICADAS POL.

Tamanho	TPI		Tolerância dos machos	
	UNC	UNF	Classe 2B	Classe 3B
0		80	H2	H1
1	64		H2	H1
1		72	H2	H1
2	56		H2	H1
2		64	H2	H1
3	48		H2	H1
3		56	H2	H1
4	40		H2	H2
4		48	H2	H1
5	40		H2	H2
5		44	H2	H1
6	32		H3	H2
6		40	H2	H2
8	32		H3	H2
8		36	H2	H2
10	24		H3	H3
10		32	H3	H2
12	24		H3	H3
12		28	H3	H3
1/4	20		H5	H3
1/4		28	H4	H3
5/16	18		H5	H3
5/16		24	H4	H3
3/8	16		H5	H3

Tamanho	TPI		Tolerância dos machos	
	UNC	UNF	Classe 2B	Classe 3B
3/8		24	H4	H3
7/16	14		H5	H3
7/16		20	H5	H3
1/2	13		H5	H3
1/2		20	H5	H3
9/16	12		H5	H3
9/16		18	H5	H3
5/8	11		H5	H3
5/8		18	H5	H3
3/4	10		H5	H5
3/4		16	H5	H3
7/8	9		H6	H4
7/8		14	H6	H4
1"	8		H6	H4
1"		12	H6	H4
1.1/8	7		H8	H4
1.1/8		12	H6	H4
1.1/4	7		H8	H4
1.1/4		12	H6	H4
1.3/8	6		H8	H4
1.3/8		12	H6	H4
1.1/2	6		H8	H4
1.1/2		12	H6	H4

Recomendações de tamanhos de furos

Guia de diâmetros de furos

Este guia fornece recomendações para escolher o diâmetro certo dos furos a serem rosqueados com macho.

O tipo de broca e o material de trabalho determinam qual diâmetro do furo deve ser escolhido.

Observe que o diâmetro do furo pode diferir do tamanho da broca, dependendo da tolerância da broca. Para maior precisão do tamanho do furo, use uma broca inteira de metal duro de alta tecnologia com um nível de tolerância estreito. Isso possibilita escolher uma broca mais próxima do valor PHDX apresentado neste guia.

Em casos raros, no caso do material ser muito duro, um furo com diâmetro maior que PHDX pode ser selecionado para aumentar a vida útil da ferramenta. A resistência da rosca ainda pode ser adequada, mas a rosca está fora da tolerância padrão.

Para mais informações técnicas, acesse www.sandvik.coromant.com

M

DIN 13		Métrica		Polegadas	
TDZ	TP	PHD	PHDX	PHD	PHDX *5H/6H
M 1*	x 0.25	0.75	0.785	.0295	.0309
M 1.1*	x 0.25	0.85	0.885	.0335	.0348
M 1.2*	x 0.25	0.95	0.985	.0374	.0388
M 1.4*	x 0.30	1.10	1.142	.0433	.0450
M 1.6	x 0.35	1.25	1.321	.0492	.0520
M 1.8	x 0.35	1.45	1.521	.0571	.0599
M 2	x 0.40	1.60	1.679	.0630	.0661
M 2.2	x 0.45	1.75	1.838	.0689	.0724
M 2.3	x 0.40	1.85	1.938	.0728	.0763
M 2.5	x 0.45	2.05	2.138	.0807	.0842
M 2.6	x 0.45	2.15	2.238	.0846	.0881
M 3	x 0.50	2.50	2.599	.0984	.1023
M 3.5	x 0.60	2.90	3.010	.1142	.1185
M 4	x 0.70	3.30	3.422	.1299	.1347
M 4.5	x 0.75	3.70	3.878	.1457	.1527
M 5	x 0.80	4.20	4.334	.1654	.1706
M 6	x 1.00	5.00	5.153	.1969	.2029
M 7	x 1.00	6.00	6.153	.2362	.2422
M 8	x 1.25	6.80	6.912	.2677	.2721
M 9	x 1.25	7.80	7.912	.3071	.3115
M 10	x 1.50	8.50	8.676	.3346	.3416
M 11	x 1.50	9.50	9.676	.3740	.3809
M 12	x 1.75	10.20	10.441	.4016	.4111
M 14	x 2.00	12.00	12.210	.4724	.4807
M 16	x 2.00	14.00	14.210	.5512	.5594
M 18	x 2.50	15.50	15.744	.6102	.6198
M 20	x 2.50	17.50	17.744	.6890	.6986
M 22	x 2.50	19.50	19.744	.7677	.7773
M 24	x 3.00	21.00	21.252	.8268	.8367
M 27	x 3.00	24.00	24.252	.9449	.9548
M 30	x 3.50	26.50	26.771	1.0433	1.0540
M 33	x 3.50	29.50	29.771	1.1614	1.1721
M 36	x 4.00	32.00	32.270	1.2598	1.2705
M 39	x 4.00	35.00	35.270	1.3780	1.3886
M 42	x 4.50	37.50	37.799	1.4764	1.4881
M 45	x 4.50	40.50	40.799	1.5945	1.6063
M 48	x 5.00	43.00	43.297	1.6929	1.7046
M 52	x 5.00	47.00	47.297	1.8504	1.8621
M 56	x 5.50	50.50	50.796	1.9882	1.9998
M 64	x 6.00	58.00	58.305	2.2835	2.2955



E9



Recomendações de tamanhos de furos

Machos de corte

MF

DIN 13		Métrica		Polegadas	
TDZ	TP	PHD	PHDX 6H	PHD	PHDX 6H
MF 2.5	x 0.35	2.15	2.221	.0846	.0874
MF 3.0	x 0.35	2.65	2.721	.1043	.1071
MF 3.5	x 0.35	3.15	3.221	.1240	.1268
MF 4.0	x 0.50	3.50	3.599	.1378	.1417
MF 4.5	x 0.50	4.00	4.099	.1575	.1614
MF 5.0	x 0.50	4.50	4.599	.1772	.1811
MF 5.5	x 0.50	5.00	5.099	.1969	.2007
MF 6.0	x 0.75	5.25	5.378	.2047	.2117
MF 7.0	x 0.75	6.25	6.378	.2441	.2511
MF 8.0	x 0.50	7.50	7.599	.2953	.2992
MF 8.0	x 0.75	7.25	7.378	.2835	.2905
MF 8.0	x 1.00	7.00	7.153	.2756	.2816
MF 9.0	x 0.75	8.25	8.378	.3228	.3298
MF 9.0	x 1.00	8.00	8.153	.3150	.3210
MF 10	x 0.75	9.25	9.378	.3622	.3692
MF 10	x 1.00	9.00	9.153	.3543	.3604
MF 10	x 1.25	8.80	8.912	.3465	.3509
MF 11	x 0.75	10.25	10.378	.4016	.4086
MF 11	x 1.00	10.00	10.153	.3937	.3997
MF 12	x 1.00	11.00	11.153	.4331	.4391
MF 12	x 1.25	10.75	10.912	.4252	.4296
MF 12	x 1.50	10.50	10.676	.4134	.4203
MF 14	x 1.00	13.00	13.153	.5118	.5178
MF 14	x 1.25	12.75	12.912	.5039	.5083
MF 14	x 1.50	12.50	12.676	.4921	.4991
MF 15	x 1.00	14.00	14.153	.5512	.5572
MF 15	x 1.50	13.50	13.676	.5315	.5384
MF 16	x 1.00	15.00	15.153	.5906	.5966
MF 16	x 1.25	14.80	14.912	.5827	.5871
MF 16	x 1.50	14.50	14.676	.5709	.5778
MF 17	x 1.00	16.00	16.153	.6299	.6359
MF 17	x 1.50	15.50	15.676	.6102	.6172
MF 18	x 1.00	17.00	17.153	.6693	.6753
MF 18	x 1.50	16.50	16.676	.6496	.6565
MF 20	x 1.00	19.00	19.153	.7480	.7541
MF 20	x 1.50	18.50	18.676	.7283	.7353
MF 20	x 2.00	18.00	18.210	.7087	.7169
MF 22	x 1.00	21.00	21.153	.8268	.8328
MF 22	x 1.50	20.50	20.676	.8071	.8140
MF 22	x 2.00	20.00	20.210	.7874	.7957
MF 24	x 1.00	23.00	23.153	.9055	.9115
MF 24	x 1.50	22.50	22.676	.8858	.8928
MF 24	x 2.00	22.00	22.210	.8661	.8744
MF 25	x 1.00	24.00	24.153	.9449	.9509
MF 25	x 1.50	23.50	23.676	.9252	.9321
MF 25	x 2.00	23.00	23.210	.9055	.9138
MF 27	x 1.00	26.00	26.153	1.0236	1.0296
MF 27	x 1.50	25.50	25.676	1.0039	1.0109
MF 27	x 2.00	25.00	25.210	.9843	.9925
MF 28	x 1.00	27.00	27.153	1.0630	1.0690
MF 28	x 1.50	26.50	26.676	1.0433	1.0502
MF 28	x 2.00	26.00	26.210	1.0236	1.0319
MF 30	x 1.00	29.00	29.153	1.1417	1.1478
MF 30	x 1.50	28.50	28.676	1.1220	1.1290
MF 30	x 2.00	28.00	28.210	1.1024	1.1106
MF 30	x 3.00	27.00	27.252	1.0630	1.0729
MF 32	x 1.50	30.50	30.676	1.2008	1.2077
MF 32	x 2.00	30.00	30.210	1.1811	1.1894
MF 33	x 1.50	31.50	31.676	1.2402	1.2471
MF 33	x 2.00	31.00	31.210	1.2205	1.2287
MF 33	x 3.00	30.00	30.252	1.1811	1.1910
MF 35	x 1.50	33.50	33.676	1.3189	1.3258
MF 36	x 1.50	34.50	34.676	1.3583	1.3652



E9

Recomendações de tamanhos de furos

Machos de corte

UNC

ASME B1.1		Métrica			Polegadas		
TDZ	TPI	PHD	PHDX 2B	PHDX 3B	PHD	PHDX 2B	PHDX 3B
Nr. 1	- 64	1.55	1.582	1.582	.0610	.0623	.0623
Nr. 2	- 56	1.85	1.872	1.872	.0728	.0737	.0737
Nr. 3	- 48	2.10	2.146	2.146	.0827	.0845	.0845
Nr. 4	- 40	2.35	2.385	2.385	.0925	.0939	.0939
Nr. 5	- 40	2.65	2.697	2.697	.1043	.1062	.1062
Nr. 6	- 32	2.85	2.896	2.896	.1122	.1140	.1140
Nr. 8	- 32	3.50	3.531	3.528	.1378	.1390	.1389
Nr. 10	- 24	3.90	3.962	3.950	.1535	.1560	.1555
Nr. 12	- 24	4.50	4.597	4.590	.1772	.1810	.1807
1/4	- 20	5.10	5.268	5.250	.2008	.2074	.2067
5/16	- 18	6.60	6.734	6.680	.2598	.2651	.2630
3/8	- 16	8.00	8.164	8.082	.3150	.3214	.3182
7/16	- 14	9.40	9.550	9.441	.3701	.3760	.3717
1/2	- 13	10.80	11.013	10.881	.4252	.4336	.4284
9/16	- 12	12.20	12.456	12.301	.4803	.4904	.4843
5/8	- 11	13.50	13.868	13.693	.5315	.5460	.5391
3/4	- 10	16.50	16.833	16.324	.6496	.6627	.6427
7/8	- 9	19.50	19.748	19.520	.7677	.7775	.7685
1	- 8	22.25	22.598	22.344	.8760	.8897	.8797
1 1/8	- 7	25.00	25.349	25.082	.9843	.9980	.9875
1 1/4	- 7	28.00	28.524	28.258	1.1024	1.1230	1.1125
1 3/8	- 6	30.75	31.120	30.851	1.2106	1.2252	1.2146
1 1/2	- 6	34.00	34.295	34.026	1.3386	1.3502	1.3396
1 3/4	- 5	39.50	39.814	39.560	1.5551	1.5675	1.5575
2	- 4.5	45.00	45.598	45.367	1.7717	1.7952	1.7861

UNF

ASME B1.1		Métrica			Polegadas		
TDZ	TPI	PHD	PHDX 2B	PHDX 3B	PHD	PHDX 2B	PHDX 3B
Nr.1	- 72	1.55	1.613	1.613	.0610	.0635	.0635
Nr.2	- 64	1.85	1.913	1.913	.0728	.0753	.0753
Nr.3	- 56	2.15	2.197	2.197	.0846	.0865	.0865
Nr.4	- 48	2.40	2.459	2.459	.0945	.0968	.0968
Nr.5	- 44	2.70	2.741	2.741	.1063	.1079	.1079
Nr.6	- 40	2.95	3.023	3.012	.1161	.1190	.1186
Nr.8	- 36	3.50	3.607	3.597	.1378	.1420	.1416
Nr. 10	- 32	4.10	4.166	4.168	.1614	.1640	.1641
Nr. 12	- 28	4.60	4.724	4.717	.1811	.1860	.1857
1/4	- 28	5.50	5.580	5.563	.2165	.2197	.2190
5/16	- 24	6.90	7.038	6.995	.2717	.2771	.2754
3/8	- 24	8.50	8.626	8.565	.3346	.3396	.3372
7/16	- 20	9.90	10.030	9.947	.3898	.3949	.3916
1/2	- 20	11.50	11.618	11.524	.4528	.4574	.4537
9/16	- 18	12.90	13.084	12.969	.5079	.5151	.5106
5/8	- 18	14.50	14.671	14.554	.5709	.5776	.5730
3/4	- 16	17.50	17.689	17.546	.6890	.6964	.6908
7/8	- 14	20.40	20.663	20.493	.8031	.8135	.8068
1	- 12	23.25	23.569	23.363	.9154	.9279	.9198
1 1/8	- 12	26.50	26.744	26.538	1.0433	1.0529	1.0448
1 1/4	- 12	29.50	29.919	29.713	1.1614	1.1779	1.1698
1 3/8	- 12	32.75	33.094	32.888	1.2894	1.3029	1.2948
1 1/2	- 12	36.00	36.269	36.063	1.4173	1.4279	1.4198



E9



Recomendações de tamanhos de furos

Machos de corte

G

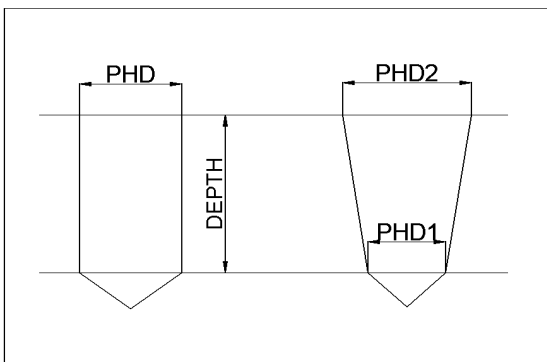
DIN-ISO 228		Métrica		Polegadas	
TDZ	TPI	PHD	PHDX	PHD	PHDX
G 1/16	- 28	6.80	6.843	.2677	.2694
G 1/8	- 28	8.80	8.848	.3465	.3483
G 1/4	- 19	11.80	11.890	.4646	.4681
G 3/8	- 19	15.25	15.395	.6004	.6061
G 1/2	- 14	19.00	19.173	.7480	.7548
G 5/8	- 14	21.00	21.129	.8268	.8319
G 3/4	- 14	24.50	24.659	.9646	.9708
G 7/8	- 14	28.25	28.419	1.1122	1.1189
G 1	- 11	30.75	30.932	1.2106	1.2178
G 1 1/8	- 11	35.50	35.580	1.3976	1.4008
G 1 1/4	- 11	39.50	39.593	1.5551	1.5588
G 1 1/2	- 11	45.25	45.486	1.7815	1.7908

NPT

ASME B1.20.1 Cone 1:16			Métrica				Polegadas			
TDZ	TPI	PHD	PHD1	PHD2	PROFUNDIDADE	PHD	PHD1	PHD2	PROFUNDIDADE	
1/16	- 27	6.15	5.95	6.39	10.7	.2421	.2343	.2516	.4213	
1/8	- 27	8.40	8.31	8.74	10.8	.3307	.3272	.3441	.4252	
1/4	- 18	11.10	10.73	11.36	15.6	.4370	.4224	.4472	.6142	
3/8	- 18	14.30	14.15	14.80	16.0	.5630	.5571	.5827	.6299	
1/2	- 14	17.90	17.47	18.32	20.8	.7047	.6878	.7213	.8189	
3/4	- 14	23.30	22.79	23.67	21.3	.9173	.8972	.9319	.8386	
1	- 11.5	29.00	28.46	29.69	25.6	1.1417	1.0472	1.1689	1.0079	

NPTF

ASME B1.20.3 Cone 1:16			Métrica				Polegadas			
TDZ	TPI	PHD	PHD1	PHD2	PROFUNDIDADE	PHD	PHD1	PHD2	PROFUNDIDADE	
1/16	- 27	6.10	5.97	6.41	10.30	.2402	.2350	.2524	.4055	
1/8	- 27	8.40	8.33	8.77	10.30	.3307	.3280	.3453	.4055	
1/4	- 18	11.00	10.77	11.40	15.00	.4331	.4240	.4488	.5906	
3/8	- 18	14.50	14.19	14.84	15.30	.5709	.5587	.5843	.6024	
1/2	- 14	17.00	17.48	18.33	19.00	.6693	.6882	.7217	.7480	
3/4	- 14	23.00	22.84	23.72	9.00	.9055	.8992	.9339	.3543	
1	- 11.5	29.00	28.68	29.76	20.40	1.1417	1.1291	1.1717	.8031	



E9

Recomendações de tamanhos de furos

Machos laminadores

M

DIN 13		Métrica	Polegadas
TDZ	TP	PHD	PHD
M 1	x 0.25	0.90	.0354
M 1.2	x 0.25	1.10	.0433
M 1.4	x 0.30	1.26	.0496
M 1.6	x 0.35	1.45	.0571
M 1.7	x 0.35	1.55	.0610
M 1.8	x 0.35	1.65	.0650
M 2	x 0.40	1.82	.0728
M 2.2	x 0.45	2.00	.0787
M 2.5	x 0.45	2.30	.0906
M 3	x 0.50	2.80	.1102
M 3.5	x 0.60	3.25	.1280
M 4	x 0.70	3.70	.1457
M 5	x 0.80	4.65	.1831
M 6	x 1.00	5.55	.2185
M 7	x 1.00	6.55	.2579
M 8	x 1.25	7.40	.2913
M 9	x 1.25	8.40	.3307
M 10	x 1.50	9.30	.3661
M 11	x 1.50	10.30	.4055
M 12	x 1.75	11.20	.4409
M 14	x 2.00	13.10	.5157
M 16	x 2.00	15.10	.5945
M 18	x 2.50	16.90	.6654
M 20	x 2.50	18.90	.7441
M 22	x 2.50	20.90	.8228
M 24	x 3.00	22.70	.8937

MF

DIN 13		Métrica	Polegadas
TDZ	TP	PHD	PHD
M 2.5	x 0.35	2.35	.0925
M 3	x 0.35	2.85	.1122
M 4	x 0.35	3.85	.1516
M 4	x 0.50	3.80	.1496
M 5	x 0.50	4.80	.1890
M 5.5	x 0.50	5.30	.2087
M 6	x 0.75	5.65	.2224
M 7	x 0.75	6.65	.2618
M 8	x 0.75	7.65	.3012
M 8	x 1.00	7.55	.2972
M 9	x 0.75	8.65	.3406
M 9	x 1.00	8.55	.3366
M 10	x 0.75	9.65	.3799
M 10	x 1.00	9.55	.3760
M 10	x 1.25	9.40	.3701
M 11	x 0.75	10.65	.4193
M 11	x 1.00	10.55	.4154
M 12	x 1.00	11.55	.4547
M 12	x 1.25	11.40	.4488
M 12	x 1.50	11.30	.4449
M 14	x 1.00	13.55	.5335
M 14	x 1.25	13.40	.5276
M 14	x 1.25	13.30	.5236
M 15	x 1.00	14.55	.5728
M 15	x 1.50	14.30	.5630
M 16	x 1.00	15.55	.6122
M 16	x 1.50	15.30	.6024
M 17	x 1.00	16.55	.6516
M 17	x 1.50	16.30	.6417
M 18	x 1.00	17.55	.6909
M 18	x 1.50	17.30	.6811
M 18	x 2.00	17.10	.6732
M 20	x 1.00	19.55	.7697
M 20	x 1.50	19.30	.7598
M 24	x 1.00	23.55	.9272
M 24	x 1.50	23.30	.9173
M 24	x 2.00	23.10	.9094

UNC

ASME B1.1		Métrica	Polegadas
TDZ	TPI	PHD	PHD
Nr. 1	- 64	1.68	.0661
Nr. 2	- 56	1.98	.0780
Nr. 3	- 48	2.28	.0898
Nr. 4	- 40	2.55	.1004
Nr. 5	- 40	2.90	.1142
Nr. 6	- 32	3.15	.1240
Nr. 8	- 32	3.80	.1496
Nr.10	- 24	4.35	.1713
Nr.12	- 24	5.00	.1969
1/4	- 20	5.75	.2264
5/16	- 18	7.30	.2874
3/8	- 16	8.80	.3465
7/16	- 14	10.30	.4055
1/2	- 13	11.80	.4646
9/16	- 12	13.30	.5236
5/8	- 11	14.80	.5827
3/4	- 10	17.90	.7047
7/8	- 9	21.00	.8268
1	- 8	24.00	.9449

UNF

UNF: ASME B1.1		Métrica	Polegadas
TDZ	TPI	PHD	PHD
Nr. 1	- 72	1.70	.0669
Nr. 2	- 64	2.00	.0787
Nr. 3	- 56	2.30	.0906
Nr. 4	- 48	2.60	.1024
Nr. 5	- 44	2.90	.1142
Nr. 6	- 40	3.20	.1260
Nr. 8	- 36	3.85	.1516
Nr.10	- 32	4.45	.1752
Nr.12	- 28	5.10	.2008
1/4	- 28	5.95	.2343
1/16	- 24	7.45	.2933
3/8	- 24	9.05	.3563
7/16	- 20	10.55	.4154
1/2	- 20	12.10	.4764
9/16	- 18	13.65	.5374
5/8	- 18	15.25	.6004
3/4	- 16	18.35	.7224
7/8	- 14	21.40	.8425
1	- 12	24.45	.9626

EGM

DIN 8140		Métrica
TDZ	TP	PHD
EG M 3	- 0.50	3.40
EG M 4	- 0.70	4.60
EG M 5	- 0.80	5.65
EG M 6	- 1.00	6.85
EG M 8	- 1.25	9.05
EG M 10	- 1.50	11.30
EG M 12	- 1.75	13.50



E9

CoroTap - Versátil

CoroTap™ 200

Valores métricos

					E616			
					ULDR(xTD)			
					1.5	2	3	
ISO	N° MC	Material	N/mm²	HB	vc m/min			
P	P1.1.Z.AN	Aços sem liga	428	125	-	-	-	
	P1.1.Z.HT		639	190	46	38	33	
	P1.2.Z.AN		639	190	37	30	26	
	P1.2.Z.HT		708	210	34	28	24	
	P1.3.Z.AN		639	190	37	30	26	
	P1.3.Z.HT		1013	300	18	15	13	
	P	P2.1.Z.AN	Aços baixa-liga	591	175	37	30	26
		P2.2.Z.AN		811	240	34	28	24
		P2.3.Z.AN		867	260	18	15	13
		P2.5.Z.HT.1		961	285	18	15	13
		P3.0.Z.AN	Aços alta liga	674	200	34	28	24
		P3.0.Z.HT.1		1282	380	12	10	9
	P3.1.Z.AN	839		250	34	28	24	
	P	P1.5.C.UT	Aços fundidos	503	150	37	30	26
		P2.6.C.UT		674	200	34	28	24
P	P5.0.Z.HT.1	Aços inoxidáveis ferríticos/martensíticos	1114	330	34	28	24	
	P5.0.Z.PH		1114	330	6	5	4	
M	M1.0.Z.AQ	Aços inoxidáveis austeníticos	674	200	7	6	5	
	M1.0.C.UT		674	200	7	6	5	
	M	M2.0.Z.AQ	Aços inoxidáveis super austeníticos	674	200	7	6	5
		M2.0.C.AQ		674	200	7	6	5
	M	M3.1.Z.AQ	Aços inoxidáveis Duplex (austeníticos/ferríticos)	778	230	6	5	4
		M3.1.C.AQ		778	230	6	5	4
M3.2.Z.AQ		867		260	6	5	4	
K	K1.1.C.NS	Ferros fundidos maleáveis	674	200	29	24	21	
	K	K2.1.C.UT	Ferros fundidos cinzentos	602	180	24	20	17
		K2.2.C.UT		825	245	20	16	14
		K2.3.C.UT		591	175	29	24	21
	K	K3.1.C.UT	Ferros fundidos nodulares	518	155	29	24	21
		K3.2.C.UT		727	215	29	24	21
K3.3.C.UT		885		265	29	24	21	
K3.5.C.UT		639		190	29	24	21	
K5.1.C.NS	Ferro dúctil austemperado	1013	300	20	16	14		
N	N	Ligas à base de alumínio	-	60	-	-	-	
			-	100	-	-	-	
			-	75	-	-	-	
			-	90	-	-	-	
			-	130	-	-	-	
			-	100	-	-	-	
N	N	Ligas à base de cobre	-	110	55	45	38	
			-	100	22	18	15	

CoroTap - Versátil

CoroTap™ 200

Valores métricos

ISO	N° MC	Material	HB	T200-XM								
				Classe B110/C110			Classe B145/C145			Classe B150/C150		
				ULDR			ULDR			ULDR		
ULDR(xTD)				1.5	2	3	1.5	2	3	1.5	2	3
				v _c m/min			v _c m/min			v _c m/min		
P	Aços sem liga		125	43	35	30	31	25	21	31	25	21
	P1.1.Z.AN		190	41	34	29	27	22	19	27	22	19
	P1.2.Z.AN		190	39	32	27	22	18	15	22	18	15
	P1.2.Z.HT		210	31	26	22	20	16	14	20	16	14
	P1.3.Z.AN		190	39	32	27	22	18	15	22	18	15
	P1.3.Z.HT		300	21	17	15	12	10	9	12	10	9
	Aços baixa-liga		175	39	32	27	22	18	15	22	18	15
	P2.1.Z.AN		240	31	26	22	20	16	14	20	16	14
	P2.2.Z.AN		260	21	17	15	12	10	9	12	10	9
	P2.3.Z.AN		285	21	17	15	12	10	9	12	10	9
	P2.5.Z.HT.1											
	Aços alta liga		200	31	26	22	20	16	14	20	16	14
	P3.0.Z.AN		380	10	8	7	6	5	4	6	5	4
	P3.0.Z.HT.1		250	31	26	22	20	16	14	20	16	14
	P3.1.Z.AN											
	Aços fundidos		150	39	32	27	22	18	15	22	18	15
	P1.5.C.UT		200	31	26	22	20	16	14	20	16	14
	P2.6.C.UT											
Aços inoxidáveis ferríticos/martensíticos		330	32	26	22	20	16	14	20	16	14	
P5.0.Z.HT.1		330	12	10	9	5	4	3				
P5.0.Z.PH												
M	Aços inoxidáveis austeníticos		200	10	8	7	7	6	5	-	-	-
	M1.0.Z.AQ		230	10	8	7	7	6	5	-	-	-
	M1.0.C.UT											
	Aços inoxidáveis super austeníticos		200	10	8	7	7	6	5	-	-	-
	M2.0.Z.AQ		260	10	8	7	7	6	5	-	-	-
	M2.0.C.AQ											
Aços inoxidáveis Duplex (austeníticos/ferríticos)		200	6	5	4	5	4	3	-	-	-	
M3.1.Z.AQ		200	6	5	4	5	4	3	-	-	-	
M3.2.Z.AQ		200	6	5	4	5	4	3	-	-	-	
M3.1.C.AQ		230	6	5	4	5	4	3	-	-	-	
K	Ferros fundidos maleáveis		200	24	20	17	18	15	13	18	15	13
	K1.1.C.NS											
	Ferros fundidos cinzentos		180	23	19	16	18	15	13	18	15	13
	K2.1.C.UT		245	16	13	11	10	8	7	10	8	7
	K2.2.C.UT		175	24	20	17	18	15	13	18	15	13
	K2.3.C.UT											
	Ferros fundidos nodulares		155	24	20	17	18	15	13	18	15	13
	K3.1.C.UT		215	24	20	17	18	15	13	18	15	13
	K3.2.C.UT		265	24	20	17	18	15	13	18	15	13
K3.3.C.UT		190	24	20	17	18	15	13	18	15	13	
K3.5.C.UT		300	16	13	11	10	8	7	10	8	7	
K5.1.C.NS												
N	Ligas à base de alumínio		60	49	40	34	-	-	-	43	35	30
	N1.2.Z.UT		100	49	40	34	-	-	-	43	35	30
	N1.2.Z.AG		75	49	40	34	-	-	-	43	35	30
	N1.3.C.UT		90	31	25	21	-	-	-	24	20	17
	N1.3.C.AG		130	21	18	15	-	-	-	18	15	13
	N1.4.C.NS											
	Ligas à base de cobre		110	46	38	32	-	-	-	37	30	26
N3.3.U.UT		100	18	15	13	-	-	-	15	12	10	
N3.1.U.UT												
S	Superligas à base de ferro		200	9	8	6	-	-	-	6	5	4
	S1.0.U.AN											
	Superligas à base de níquel		275	9	8	6	-	-	-	6	5	4
	S2.0.Z.UT		250	9	8	6	-	-	-	6	5	4
	S2.0.Z.AN		125	23	19	16	-	-	-	15	12	10
S2.1.Z.AN												
Ligas à base de titânio		200	21	18	15	-	-	-	18	15	13	
S4.1.Z.UT												

B

C

D

E

CoroTap - Versátil

CoroTap™ 200

Valores em polegadas

					E616			
					ULDR(xTD)			
					1.5	2	3	
ISO	N° MC	Material	N/mm²	HB	v _c pés/min			
P	P1.1.Z.AN	Aços sem liga	428	125	-	-	-	
	P1.1.Z.HT		639	190	152	125	107	
	P1.2.Z.AN		639	190	120	98	84	
	P1.2.Z.HT		708	210	112	92	79	
	P1.3.Z.AN		639	190	120	98	84	
	P1.3.Z.HT		1013	300	60	49	42	
	P	P2.1.Z.AN	Aços baixa-liga	591	175	120	98	84
		P2.2.Z.AN		811	240	112	92	79
		P2.3.Z.AN		867	260	60	49	42
		P2.5.Z.HT.1		961	285	60	49	42
		P3.0.Z.AN	Aços alta liga	674	200	112	92	79
		P3.0.Z.HT.1		1282	380	40	33	28
	P3.1.Z.AN	839		250	112	92	79	
	P	P1.5.C.UT	Aços fundidos	503	150	120	98	84
		P2.6.C.UT		674	200	112	92	79
P	P5.0.Z.HT.1	Aços inoxidáveis ferríticos/martensíticos	1114	330	112	92	79	
	P5.0.Z.PH		1114	330	20	16	14	
M	M1.0.Z.AQ	Aços inoxidáveis austeníticos	674	200	24	20	17	
	M1.0.C.UT		674	200	24	20	17	
	M	M2.0.Z.AQ	Aços inoxidáveis super austeníticos	674	200	24	20	17
		M2.0.C.AQ		674	200	24	20	17
	M	M3.1.Z.AQ	Aços inoxidáveis Duplex (austeníticos/ferríticos)	778	230	20	16	14
		M3.1.C.AQ		778	230	20	16	14
M3.2.Z.AQ		867		260	20	16	14	
K	K1.1.C.NS	Ferros fundidos maleáveis	674	200	96	79	67	
	K	K2.1.C.UT	Ferros fundidos cinzentos	602	180	80	66	56
		K2.2.C.UT		825	245	64	52	45
		K2.3.C.UT		591	175	96	79	67
	K	K3.1.C.UT	Ferros fundidos nodulares	518	155	96	79	67
		K3.2.C.UT		727	215	96	79	67
		K3.3.C.UT		885	265	96	79	67
K3.5.C.UT		639		190	96	79	67	
K5.1.C.NS	Ferro dúctil austemperado	1013	300	64	52	45		
N	N1.2.Z.UT	Ligas à base de alumínio	-	60	-	-	-	
	N1.2.Z.AG		-	100	-	-	-	
	N1.3.C.UT		-	75	-	-	-	
	N1.3.C.AG		-	90	-	-	-	
	N1.4.C.NS		-	130	-	-	-	
N	N3.3.U.UT	Ligas à base de cobre	-	110	181	148	126	
	N3.1.U.UT		-	100	72	59	51	

CoroTap - Versátil

CoroTap™ 200

Valores em polegadas

ISO	N° MC	Material	HB	T200-XM								
				Classe B110/C110			Classe B145/C145			Classe B150/C150		
				ULDR			ULDR			ULDR		
ULDR(xTD)				1.5	2	3	1.5	2	3	1.5	2	3
				v _c pés/min			v _c pés/min			v _c pés/min		
P	Aços sem liga		125	140	115	98	100	82	70	100	82	70
	P1.1.Z.AN		190	134	110	94	88	72	62	88	72	62
	P1.1.Z.HT		190	126	103	88	72	59	51	72	59	51
	P1.2.Z.AN		210	102	84	72	64	52	45	64	52	45
	P1.2.Z.HT		190	126	103	88	72	59	51	72	59	51
	P1.3.Z.AN		300	70	57	49	40	33	28	40	33	28
	P1.3.Z.HT											
	Aços baixa-liga		175	126	103	88	72	59	51	72	59	51
	P2.1.Z.AN		240	102	84	72	64	52	45	64	52	45
	P2.2.Z.AN		260	70	57	49	40	33	28	40	33	28
	P2.3.Z.AN		285	70	57	49	40	33	28	40	33	28
	P2.5.Z.HT.1											
	Aços alta liga		200	102	84	72	64	52	45	64	52	45
	P3.0.Z.AN		380	32	26	22	20	16	14	20	16	14
	P3.0.Z.HT.1		250	102	84	72	64	52	45	64	52	45
	P3.1.Z.AN											
	Aços fundidos		150	126	103	88	72	59	51	72	59	51
	P1.5.C.UT		200	102	84	72	64	52	45	64	52	45
P2.6.C.UT												
Aços inoxidáveis ferríticos/martensíticos		330	104	85	73	64	52	45	64	52	45	
P5.0.Z.HT.1		330	40	33	28	16	13	11	-	-	-	
P5.0.Z.PH												
M	Aços inoxidáveis austeníticos		200	32	26	22	24	20	17	-	-	-
	M1.0.Z.AQ		230	32	26	22	24	20	17	-	-	-
	M1.0.C.UT											
	Aços inoxidáveis super austeníticos		200	32	26	22	24	20	17	-	-	-
	M2.0.Z.AQ		260	32	26	22	24	20	17	-	-	-
	M2.0.C.AQ											
Aços inoxidáveis Duplex (austeníticos/ferríticos)		200	20	16	14	16	13	11	-	-	-	
M3.1.Z.AQ		200	20	16	14	16	13	11	-	-	-	
M3.2.Z.AQ		200	20	16	14	16	13	11	-	-	-	
M3.1.C.AQ		230	20	16	14	16	13	11	-	-	-	
K	Ferros fundidos maleáveis		200	80	66	56	60	49	42	60	49	42
	K1.1.C.NS											
	Ferros fundidos cinzentos		180	74	61	52	60	49	42	60	49	42
	K2.1.C.UT		245	52	43	36	32	26	22	32	26	22
	K2.2.C.UT		175	80	66	56	60	49	42	60	49	42
	K2.3.C.UT											
	Ferros fundidos nodulares		155	80	66	56	60	49	42	60	49	42
	K3.1.C.UT		215	80	66	56	60	49	42	60	49	42
	K3.2.C.UT		265	80	66	56	60	49	42	60	49	42
K3.3.C.UT		190	80	66	56	60	49	42	60	49	42	
K3.5.C.UT		300	52	43	36	32	26	22	32	26	22	
K5.1.C.NS												
N	Ligas à base de alumínio		60	161	131	112	-	-	-	140	115	98
	N1.2.Z.UT		100	161	131	112	-	-	-	140	115	98
	N1.2.Z.AG		75	161	131	112	-	-	-	140	115	98
	N1.3.C.UT		90	100	82	70	-	-	-	80	66	56
	N1.3.C.AG		130	70	57	49	-	-	-	60	49	42
	N1.4.C.NS											
	Ligas à base de cobre		110	150	123	105	-	-	-	120	98	84
N3.3.U.UT		100	60	49	42	-	-	-	48	39	34	
N3.1.U.UT												
S	Superligas à base de ferro		200	30	25	21	-	-	-	20	16	14
	S1.0.U.AN											
	Superligas à base de níquel		275	30	25	21	-	-	-	20	16	14
	S2.0.Z.UT		250	30	25	21	-	-	-	20	16	14
	S2.0.Z.AN		125	74	61	52	-	-	-	48	39	34
S2.1.Z.AN												
Ligas à base de titânio		200	70	57	49	-	-	-	60	49	42	
S4.1.Z.UT												

B

C

D

E

CoroTap - Versátil

CoroTap™ 300

Valores métricos

ISO	N° MC	Material	N/mm²	HB	ULDR(xTD)											
					E003			E195 E245			E615			E207 E258	E212 E263	T300-XM100AL T300-XM100AM
					E013	E023	E033	1.5	2	3	1.5	2	3	1.5	2	3
P	P1.1.Z.AN	Aços sem liga	428	125	31	25	21	27	22	19	-	-	-	-	-	-
	P1.1.Z.HT		639	190	27	22	19	24	20	17	46	38	33	24	43	5
	P1.2.Z.AN		639	190	22	18	15	20	16	14	37	30	26	20	34	7
	P1.2.Z.HT		708	210	20	16	14	15	12	10	34	28	24	15	29	7
	P1.3.Z.AN		639	190	22	18	15	20	16	14	37	30	26	20	34	7
	P1.3.Z.HT		1013	300	12	10	9	9	7	6	18	15	13	9	12	5
	P2.1.Z.AN	Aços baixa-liga	591	175	22	18	15	20	16	14	37	30	26	20	34	7
	P2.2.Z.AN		811	240	20	16	14	15	12	10	34	28	24	15	29	7
	P2.3.Z.AN		867	260	12	10	9	9	7	6	18	15	13	9	12	5
	P2.5.Z.HT.1		961	285	12	10	9	9	7	6	18	15	13	9	12	5
	P3.0.Z.AN	Aços alta liga	674	200	20	16	14	15	12	10	34	28	24	15	29	7
	P3.0.Z.HT.1		1282	380	-	-	-	-	-	-	12	10	9	-	-	4
	P3.1.Z.AN		839	250	20	16	14	15	12	10	34	28	24	15	29	7
	P1.5.C.UT	Aços fundidos	503	150	22	18	15	20	16	14	37	30	26	20	34	7
	P2.6.C.UT		674	200	20	16	14	15	12	10	34	28	24	15	29	7
P5.0.Z.HT.1	Aços inoxidáveis ferríticos/martensíticos	1114	330	20	16	14	15	12	10	34	28	24	15	29	7	
P5.0.Z.PH		1114	330	5	4	3	-	-	-	6	5	4	-	-	-	
M	M1.0.Z.AQ	Aços inoxidáveis austeníticos	674	200	7	6	5	-	-	-	7	6	5	-	-	3
	M1.0.C.UT		674	200	7	6	5	-	-	-	7	6	5	-	-	3
	M2.0.Z.AQ	Aços inoxidáveis super austeníticos	674	200	7	6	5	-	-	-	7	6	5	-	-	3
	M2.0.C.AQ		674	200	7	6	5	-	-	-	7	6	5	-	-	-
	M3.1.Z.AQ	Aços inoxidáveis Duplex (austeníticos/ferríticos)	778	230	5	4	3	-	-	-	6	5	4	-	-	2
	M3.1.C.AQ		778	230	5	4	3	-	-	-	6	5	4	-	-	2
M3.2.Z.AQ	867		260	5	4	3	-	-	-	6	5	4	-	-	2	
K	K1.1.C.NS	Ferros fundidos maleáveis	674	200	-	-	-	-	-	-	29	24	21	-	-	-
	K2.1.C.UT	Ferros fundidos cinzentos	602	180	-	-	-	-	-	-	24	20	17	-	-	11
	K2.2.C.UT		825	245	-	-	-	-	-	-	20	16	14	-	-	5
	K2.3.C.UT		591	175	-	-	-	-	-	-	29	24	21	-	-	-
	K3.1.C.UT	Ferros fundidos nodulares	518	155	-	-	-	-	-	-	29	24	21	-	-	-
	K3.2.C.UT		727	215	-	-	-	-	-	-	29	24	21	-	-	-
K3.3.C.UT	885		265	-	-	-	-	-	-	29	24	21	-	-	-	
K3.5.C.UT	639		190	-	-	-	-	-	-	29	24	21	-	-	-	
K5.1.C.NS	Ferro dúctil austemperado	1013	300	-	-	-	-	-	-	20	16	14	-	-	-	
N	N1.2.Z.UT	Ligas à base de alumínio	-	60	-	-	-	43	35	30	-	-	-	37	43	-
	N1.2.Z.AG		-	100	-	-	-	43	35	30	-	-	-	37	43	-
	N1.3.C.UT		-	75	-	-	-	43	35	30	-	-	-	37	43	-
	N1.3.C.AG		-	90	-	-	-	24	20	17	-	-	-	18	24	20
	N1.4.C.NS		-	130	-	-	-	18	15	13	-	-	-	-	-	15
	N3.3.U.UT		Ligas à base de cobre	-	110	-	-	-	-	-	-	55	45	38	-	-
N3.1.U.UT	-	100		-	-	-	-	-	-	22	18	15	-	-	-	

CoroTap - Versátil

CoroTap™ 300

Valores métricos

ISO	N° MC	Material	HB	T300-XM								
				Classe B110/C110			Classe B145*/C145			Classe B150/C150		
				ULDR			ULDR			ULDR		
ULDR(xTD)				1.5	2	3	1.5	2	3	1.5	2	3
				v _c m/min			v _c m/min			v _c m/min		
P	Aços sem liga		125	43	35	30	31	25	21	31	25	21
	P1.1.Z.AN		190	41	34	29	27	22	19	27	22	19
	P1.1.Z.HT		190	39	32	27	22	18	15	22	18	15
	P1.2.Z.AN		210	31	26	22	20	16	14	20	16	14
	P1.2.Z.HT		190	39	32	27	22	18	15	22	18	15
	P1.3.Z.AN		300	21	17	15	12	10	9	12	10	9
	P1.3.Z.HT											
	Aços baixa-liga		175	39	32	27	22	18	15	22	18	15
	P2.1.Z.AN		240	31	26	22	20	16	14	20	16	14
	P2.2.Z.AN		260	21	17	15	12	10	9	12	10	9
	P2.3.Z.AN		285	21	17	15	12	10	9	12	10	9
	P2.5.Z.HT.1											
	Aços alta liga		200	31	26	22	20	16	14	20	16	14
	P3.0.Z.AN		380	6	5	4	6	5	4	6	5	4
	P3.0.Z.HT.1		250	31	26	22	20	16	14	20	16	14
	P3.1.Z.AN											
	Aços fundidos		150	39	32	27	22	18	15	22	18	15
	P1.5.C.UT		200	31	26	22	20	16	14	20	16	14
P2.6.C.UT												
Aços inoxidáveis ferríticos/martensíticos		330	32	26	22	20	16	14	20	16	14	
P5.0.Z.HT.1		330	12	10	9	5	4	3	-	-	-	
P5.0.Z.PH												
M	Aços inoxidáveis austeníticos		200	10	8	7	7	6	5	-	-	-
	M1.0.Z.AQ		230	10	8	7	7	6	5	-	-	-
	M1.0.C.UT											
	Aços inoxidáveis super austeníticos		200	10	8	7	7	6	5	-	-	-
	M2.0.Z.AQ		260	10	8	7	7	6	5	-	-	-
	M2.0.C.AQ											
	Aços inoxidáveis Duplex (austeníticos/ferríticos)		200	6	5	4	5	4	3	-	-	-
	M3.1.Z.AQ		200	6	5	4	5	4	3	-	-	-
	M3.2.Z.AQ		230	6	5	4	5	4	3	-	-	-
M3.1.C.AQ												
K	Ferros fundidos maleáveis		200	24	20	17	18	15	13	-	-	-
	K1.1.C.NS											
	Ferros fundidos cinzentos		180	23	19	16	18	15	13	-	-	-
	K2.1.C.UT		245	16	13	11	10	8	7	-	-	-
	K2.2.C.UT		175	24	20	17	18	15	13	-	-	-
	K2.3.C.UT											
	Ferros fundidos nodulares		155	24	20	17	18	15	13	-	-	-
	K3.1.C.UT		215	24	20	17	18	15	13	-	-	-
	K3.2.C.UT		265	24	20	17	18	15	13	-	-	-
	K3.3.C.UT		190	24	20	17	18	15	13	-	-	-
K3.5.C.UT		300	16	13	11	10	8	7	-	-	-	
K5.1.C.NS												
N	Ligas à base de alumínio		60	49	40	34	-	-	-	43	35	30
	N1.2.Z.UT		100	49	40	34	-	-	-	43	35	30
	N1.2.Z.AG		75	49	40	34	-	-	-	43	35	30
	N1.3.C.UT		90	31	25	21	-	-	-	24	20	17
	N1.3.C.AG		130	21	18	15	-	-	-	18	15	13
	N1.4.C.NS											
	Ligas à base de cobre		110	-	-	-	-	-	-	-	-	-
	N3.3.U.UT		100	-	-	-	-	-	-	-	-	-
N3.1.U.UT												
S	Superligas à base de ferro		200	9	8	6	-	-	-	6	5	4
	S1.0.U.AN											
	Superligas à base de níquel		275	9	8	6	-	-	-	6	5	4
	S2.0.Z.UT		250	9	8	6	-	-	-	6	5	4
	S2.0.Z.AN		125	23	19	16	-	-	-	15	12	10
S2.1.Z.AN												
Ligas à base de titânio		200	21	18	15	-	-	-	18	15	13	
S4.1.Z.UT												

* Nota! Para recomendações de velocidade de corte para T300-XM100AL e T300-XM100AM, veja a página C166

CoroTap - Versátil

CoroTap™ 300

Valores em polegadas

				E003			E195 E245			E615			E207 E258		E212 E263		T300-XM100AL T300-XM100AM	
ULDR(xTD)				1.5	2	3	1.5	2	3	1.5	2	3	1.5	1.5	1.5	1.5		
ISO	N° MC	Material	N/mm²	HB	v _c pés/min			v _c pés/min			v _c pés/min			v _c pés/min	v _c pés/min	v _c pés/min		
P	P1.1.Z.AN	Aços sem liga	428	125	100	82	70	88	72	62	-	-	-	-	-	-		
	P1.1.Z.HT		639	190	88	72	62	80	66	56	152	125	107	80	140	16		
	P1.2.Z.AN		639	190	72	59	51	64	52	45	120	98	84	64	112	24		
	P1.2.Z.HT		708	210	64	52	45	48	39	34	112	92	79	48	96	24		
	P1.3.Z.AN		639	190	72	59	51	64	52	45	120	98	84	64	112	24		
	P1.3.Z.HT		1013	300	40	33	28	28	23	20	60	49	42	28	40	16		
	P2.1.Z.AN	Aços baixa-liga	591	175	72	59	51	64	52	45	120	98	84	20	34	7		
	P2.2.Z.AN		811	240	64	52	45	48	39	34	112	92	79	15	29	7		
	P2.3.Z.AN		867	260	40	33	28	28	23	20	60	49	42	9	12	5		
	P2.5.Z.HT.1		961	285	40	33	28	28	23	20	60	49	42	9	12	5		
	P3.0.Z.AN	Aços alta liga	674	200	64	52	45	48	39	34	112	92	79	15	29	7		
	P3.0.Z.HT.1		1282	380	-	-	-	-	-	-	40	33	28	-	-	4		
	P3.1.Z.AN	Aços fundidos	839	250	64	52	45	48	39	34	112	92	79	15	29	7		
	P1.5.C.UT		503	150	72	59	51	64	52	45	120	98	84	20	34	7		
	P2.6.C.UT		674	200	64	52	45	48	39	34	112	92	79	15	29	7		
P5.0.Z.HT.1	Aços inoxidáveis ferríticos/martensíticos	1114	330	64	52	45	48	39	34	112	92	79	15	29	7			
P5.0.Z.PH		1114	330	16	13	11	-	-	-	20	16	14	-	-	-			
M	M1.0.Z.AQ	Aços inoxidáveis austeníticos	674	200	24	20	17	-	-	-	24	20	17	-	-	10		
	M1.0.C.UT		674	200	24	20	17	-	-	-	24	20	17	-	-	10		
	M2.0.Z.AQ	Aços inoxidáveis super austeníticos	674	200	24	20	17	-	-	-	24	20	17	-	-	10		
	M2.0.C.AQ		674	200	24	20	17	-	-	-	24	20	17	-	-	-		
	M3.1.Z.AQ	Aços inoxidáveis Duplex (austeníticos/ferríticos)	778	230	16	13	11	-	-	-	20	16	14	-	-	6		
	M3.1.C.AQ		778	230	16	13	11	-	-	-	20	16	14	-	-	6		
M3.2.Z.AQ	867		260	16	13	11	-	-	-	20	16	14	-	-	6			
K	K1.1.C.NS	Ferros fundidos maleáveis	674	200	-	-	-	-	-	-	96	79	67	-	-	-		
	K2.1.C.UT		602	180	-	-	-	-	-	-	80	66	56	-	-	11		
	K2.2.C.UT	Ferros fundidos cinzentos	825	245	-	-	-	-	-	-	64	52	45	-	-	5		
	K2.3.C.UT		591	175	-	-	-	-	-	-	96	79	67	-	-	-		
	K3.1.C.UT	Ferros fundidos nodulares	518	155	-	-	-	-	-	-	96	79	67	-	-	-		
	K3.2.C.UT		727	215	-	-	-	-	-	-	96	79	67	-	-	-		
K3.3.C.UT	885		265	-	-	-	-	-	-	96	79	67	-	-	-			
K3.5.C.UT	639		190	-	-	-	-	-	-	96	79	67	-	-	-			
K5.1.C.NS	Ferro dúctil austemperado	1013	300	-	-	-	-	-	-	64	52	45	-	-	-			
N	N1.2.Z.UT	Ligas à base de alumínio	-	60	-	-	-	140	115	98	-	-	-	37	43	-		
	N1.2.Z.AG		-	100	-	-	-	140	115	98	-	-	-	37	43	-		
	N1.3.C.UT		-	75	-	-	-	140	115	98	-	-	-	37	43	-		
	N1.3.C.AG		-	90	-	-	-	80	66	56	-	-	-	18	24	20		
	N1.4.C.NS		-	130	-	-	-	60	49	42	-	-	-	-	-	15		
	N3.3.U.UT		Ligas à base de cobre	-	110	-	-	-	-	-	-	181	148	126	-	-	18	
N3.1.U.UT	-	100		-	-	-	-	-	-	72	59	51	-	-	-			

CoroTap - Versátil

CoroTap™ 300

Valores em polegadas

ISO	N° MC	Material	HB	T300-XM								
				Classe B110/C110			Classe B145*/C145			Classe B150/C150		
				ULDR			ULDR			ULDR		
ULDR(xTD)				1.5	2	3	1.5	2	3	1.5	2	3
				v _c pés/min			v _c pés/min			v _c pés/min		
P	Aços sem liga		125	140	115	98	100	82	70	100	82	70
	P1.1.Z.AN		190	134	110	94	88	72	62	88	72	62
	P1.1.Z.HT		190	126	103	88	72	59	51	72	59	51
	P1.2.Z.AN		210	102	84	72	64	52	45	64	52	45
	P1.2.Z.HT		190	126	103	88	72	59	51	72	59	51
	P1.3.Z.AN		300	70	57	49	40	33	28	40	33	28
	P1.3.Z.HT											
	Aços baixa-liga		175	126	103	88	72	59	51	72	59	51
	P2.1.Z.AN		240	102	84	72	64	52	45	64	52	45
	P2.2.Z.AN		260	70	57	49	40	33	28	40	33	28
	P2.3.Z.AN		285	70	57	49	40	33	28	40	33	28
	P2.5.Z.HT.1											
	Aços alta liga		200	102	84	72	64	52	45	64	52	45
	P3.0.Z.AN		380	20	16	14	20	16	14	20	16	14
	P3.0.Z.HT.1		250	102	84	72	64	52	45	64	52	45
	P3.1.Z.AN											
	Aços fundidos		150	126	103	88	72	59	51	72	59	51
	P1.5.C.UT		200	102	84	72	64	52	45	64	52	45
P2.6.C.UT												
Aços inoxidáveis ferríticos/martensíticos		330	104	85	73	64	52	45	64	52	45	
P5.0.Z.HT.1		330	40	33	28	16	13	11	-	-	-	
P5.0.Z.PH												
M	Aços inoxidáveis austeníticos		200	32	26	22	24	20	17	-	-	-
	M1.0.Z.AQ		230	32	26	22	24	20	17	-	-	-
	M1.0.C.UT											
	Aços inoxidáveis super austeníticos		200	32	26	22	24	20	17	-	-	-
	M2.0.Z.AQ		260	32	26	22	24	20	17	-	-	-
	M2.0.C.AQ											
	Aços inoxidáveis Duplex (austeníticos/ferríticos)		200	20	16	14	16	13	11	-	-	-
	M3.1.Z.AQ		200	20	16	14	16	13	11	-	-	-
	M3.2.Z.AQ		200	20	16	14	16	13	11	-	-	-
	M3.1.C.AQ		230	20	16	14	16	13	11	-	-	-
K	Ferros fundidos maleáveis		200	80	66	56	60	49	42	-	-	-
	K1.1.C.NS											
	Ferros fundidos cinzentos		180	74	61	52	60	49	42	-	-	-
	K2.1.C.UT		245	52	43	36	32	26	22	-	-	-
	K2.2.C.UT		175	80	66	56	60	49	42	-	-	-
	K2.3.C.UT											
	Ferros fundidos nodulares		155	80	66	56	60	49	42	-	-	-
	K3.1.C.UT		215	80	66	56	60	49	42	-	-	-
	K3.2.C.UT		265	80	66	56	60	49	42	-	-	-
	K3.3.C.UT		190	80	66	56	60	49	42	-	-	-
K3.5.C.UT		300	52	43	36	32	26	22	-	-	-	
K5.1.C.NS												
N	Ligas à base de alumínio		60	161	131	112	-	-	-	140	115	98
	N1.2.Z.UT		100	161	131	112	-	-	-	140	115	98
	N1.2.Z.AG		75	161	131	112	-	-	-	140	115	98
	N1.3.C.UT		90	100	82	70	-	-	-	80	66	56
	N1.3.C.AG		130	70	57	49	-	-	-	60	49	42
	N1.4.C.NS											
	Ligas à base de cobre		110	-	-	-	-	-	-	-	-	-
	N3.3.U.UT		100	-	-	-	-	-	-	-	-	-
	N3.1.U.UT											
S	Superligas à base de ferro		200	30	25	21	-	-	-	20	16	14
	S1.0.U.AN											
	Superligas à base de níquel		275	30	25	21	-	-	-	20	16	14
	S2.0.Z.UT		250	30	25	21	-	-	-	20	16	14
	S2.0.Z.AN		125	74	61	52	-	-	-	48	39	34
	S2.1.Z.AN											
Ligas à base de titânio		200	70	57	49	-	-	-	60	49	42	
S4.1.Z.UT												

* Nota! Para recomendações de velocidade de corte para T300-XM100AL e T300-XM100AM, veja a página C168

CoroTap - Versátil

CoroTap™ 400

Valores métricos

					E301			E890 E891 E892 E893 E091 E096 E097 E099			E302 E305 E306 E308 E309 E310 E315 E317 E323			T115 T116		
					ULDR(xTD)			1.5 2 3			1.5 2 3			1.5 2 3		
ISO	Nº MC	Material	N/mm²	HB	vc m/min			vc m/min			vc m/min			vc m/min		
P	P1.1.Z.AN	Aços sem liga	428	125	18	15	13	33	27	23	33	27	23	73	60	51
	P1.1.Z.HT		639	190	16	13	11	30	25	21	30	25	21	73	60	51
	P1.2.Z.AN		639	190	14	11	10	27	22	19	27	22	19	73	60	51
	P1.2.Z.HT		708	210	12	10	8	24	20	17	24	20	17	49	40	34
	P1.3.Z.AN		639	190	14	11	10	27	22	19	27	22	19	73	60	51
	P1.3.Z.HT		1013	300	-	-	-	12	10	8	12	10	8	37	30	26
	P2.1.Z.AN	Aços baixa-liga	591	175	14	11	10	27	22	19	27	22	19	73	60	51
	P2.2.Z.AN		811	240	12	10	8	24	20	17	24	20	17	49	40	34
	P2.3.Z.AN		867	260	-	-	-	12	10	8	12	10	8	37	30	26
	P2.5.Z.HT.1		961	285	-	-	-	12	10	8	12	10	8	37	30	26
	P3.0.Z.AN	Aços alta liga	674	200	12	10	8	24	20	17	24	20	17	49	40	34
	P3.0.Z.HT.1		1282	380	-	-	-	-	-	-	-	-	-	-	-	-
	P3.1.Z.AN		839	250	12	10	8	24	20	17	24	20	17	49	40	34
	P1.5.C.UT	Aços fundidos	503	150	14	11	10	27	22	19	27	22	19	73	60	51
	P2.6.C.UT		674	200	12	10	8	24	20	17	24	20	17	49	40	34
P5.0.Z.HT.1	Aços inoxidáveis ferríticos/martensíticos	1114	330	12	10	8	24	20	17	24	20	17	49	40	34	
P5.0.Z.PH		1114	330	-	-	-	6	5	4	12	5	4	31	25	21	
M	M1.0.Z.AQ	Aços inoxidáveis austeníticos	674	200	-	-	-	9	7	6	9	7	6	31	25	21
	M1.0.C.UT		674	200	-	-	-	9	7	6	9	7	6	31	25	21
	M2.0.Z.AQ	Aços inoxidáveis super austeníticos	961	200	-	-	-	9	7	6	9	7	6	31	25	21
	M2.0.C.AQ		674	200	-	-	-	9	7	6	9	7	6	31	25	21
	M3.1.Z.AQ	Aços inoxidáveis Duplex (austeníticos/ferríticos)	674	230	-	-	-	6	5	4	6	5	4	31	25	21
	M3.1.C.AQ		778	230	-	-	-	6	5	4	6	5	4	31	25	21
M3.2.Z.AQ	867		260	-	-	-	6	5	4	6	5	4	31	25	21	
N	N1.2.Z.UT	Ligas à base de alumínio	-	60	46	38	33	67	55	47	67	55	47	98	80	68
	N1.2.Z.AG		-	100	46	38	33	67	55	47	67	55	47	98	80	68
	N1.3.C.UT		-	75	46	38	33	67	55	47	67	55	47	98	80	68
	N1.3.C.AG		-	90	27	22	19	49	40	34	49	40	34	98	80	68
	N1.4.C.NS		-	130	-	-	-	31	25	21	31	25	21	-	-	-
	N3.1.U.UT		Ligas à base de cobre	-	100	-	-	-	31	25	21	31	25	21	49	40

CoroTap - Versátil

CoroTap™ 400

Valores em polegadas

ISO	N° MC	Material	N/mm ²	HB	ULDR(xTD)											
					E301			E890 E891 E892 E893 E091 E096 E097 E099			E302 E305 E306 E308 E309 E310 E317 E323			T115 T116		
					1.5	2	3	1.5	2	3	1.5	2	3	1.5	2	3
					v _c pés/min			v _c pés/min			v _c pés/min			v _c pés/min		
P	P1.1.Z.AN	Aços sem liga	428	125	60	49	42	110	90	77	110	90	77	241	197	168
	P1.1.Z.HT		639	190	54	44	38	100	82	70	100	82	70	241	197	168
	P1.2.Z.AN		639	190	46	37	32	90	74	63	90	74	63	241	197	168
	P1.2.Z.HT		708	210	40	33	28	80	65	56	80	115	56	161	131	112
	P1.3.Z.AN		639	190	46	37	32	90	74	63	90	74	63	241	197	168
	P1.3.Z.HT		1013	300	-	-	-	40	33	28	40	33	28	120	98	84
	P2.1.Z.AN	Aços baixa-liga	591	175	46	37	32	90	74	63	90	74	63	241	197	168
	P2.2.Z.AN		811	240	40	33	28	80	65	56	80	115	56	161	131	112
	P2.3.Z.AN		867	260	-	-	-	40	33	28	40	33	28	120	98	84
	P2.5.Z.HT.1		961	285	-	-	-	40	33	28	40	33	28	120	98	84
	P3.0.Z.AN	Aços alta liga	674	200	40	33	28	80	65	56	80	115	56	161	131	112
	P3.0.Z.HT.1		1282	380	-	-	-	-	-	-	-	-	-	-	-	-
	P3.1.Z.AN		839	250	40	33	28	80	65	56	80	115	56	161	131	112
	P1.5.C.UT	Aços fundidos	503	150	46	37	32	90	74	63	90	74	63	241	197	168
	P2.6.C.UT		674	200	40	33	28	80	65	56	80	115	56	161	131	112
P5.0.Z.HT.1	Aços inoxidáveis ferríticos/ martensíticos	1114	330	40	33	28	80	65	56	80	115	56	161	131	112	
P5.0.Z.PH		1114	330	-	-	-	20	16	14	20	16	14	100	82	70	
M	M1.0.Z.AQ	Aços inoxidáveis austenísticos	674	200	-	-	-	30	24	21	30	24	21	100	82	70
	M1.0.C.UT		674	200	-	-	-	30	24	21	30	24	21	100	82	70
	M2.0.Z.AQ	Aços inoxidáveis super austenísticos	961	200	-	-	-	30	24	21	30	24	21	100	82	70
	M2.0.C.AQ		674	200	-	-	-	30	24	21	30	24	21	100	82	70
	M3.1.Z.AQ	Aços inoxidáveis Duplex (austenísticos/ferríticos)	674	230	-	-	-	20	16	14	20	16	14	100	82	70
	M3.1.C.AQ		778	230	-	-	-	20	16	14	20	16	14	100	82	70
M3.2.Z.AQ	867	260	-	-	-	20	16	14	20	16	14	100	82	70		
N	N1.2.Z.UT	Ligas à base de alumínio	-	60	152	125	107	221	180	154	221	180	154	321	262	225
	N1.2.Z.AG		-	100	152	125	107	221	180	154	221	180	154	321	262	225
	N1.3.C.UT		-	75	152	125	107	221	180	154	221	180	154	321	262	225
	N1.3.C.AG		-	90	88	72	62	161	131	112	161	131	112	321	262	225
	N1.4.C.NS		-	130	-	-	-	100	82	70	100	82	70	321	262	225
	N3.1.U.UT		Ligas à base de cobre	-	100	-	-	-	100	82	70	100	82	70	161	131

B

C

D

E

CoroTap - Otimizado

CoroTap™ 100 KM

Valores métricos

					T100-KM			
					ULDR(xTD)			
					1.5	2	3	
ISO	N° MC	Material	N/mm²	HB	vc m/min			
P	P2.1.Z.AN	Aços baixa-liga	591	175	15	12	10	
K	K1.1.C.NS	Ferros fundidos maleáveis	674	200	73	60	51	
	K1.2.C.NS		1076	260	73	60	51	
	K2.1.C.UT	Ferros fundidos cinzentos	602	180	73	60	51	
	K2.2.C.UT		825	245	61	50	43	
	K2.3.C.UT		591	175	73	60	51	
	K3.1.C.UT	Ferros fundidos nodulares	518	155	73	60	51	
	K3.2.C.UT		727	215	73	60	51	
	K3.3.C.UT		885	265	61	50	43	
	K3.4.C.UT		1114	330	49	40	34	
	K3.5.C.UT		639	190	61	50	43	
	K4.1.C.UT	Ferro vermicular	533	160	55	45	38	
	K4.2.C.UT		778	230	55	45	38	
	K5.1.C.NS	Ferro dúctil austemperado	1013	300	12	10	9	
	N	N1.3.C.UT	Ligas à base de alumínio	-	75	55	45	38

Valores em polegadas

					T100-KM			
					ULDR(xTD)			
					1.5	2	3	
ISO	N° MC	Material	N/mm²	HB	vc pés/min			
P	P2.1.Z.AN	Aços baixa-liga	591	175	48	39	34	
K	K1.1.C.NS	Ferros fundidos maleáveis	674	200	241	197	168	
	K1.2.C.NS		1076	260	241	197	168	
	K2.1.C.UT	Ferros fundidos cinzentos	602	180	241	197	168	
	K2.2.C.UT		825	245	201	164	140	
	K2.3.C.UT		591	175	241	197	168	
	K3.1.C.UT	Ferros fundidos nodulares	518	155	241	197	168	
	K3.2.C.UT		727	215	241	197	168	
	K3.3.C.UT		885	265	201	164	140	
	K3.4.C.UT		1114	330	161	131	112	
	K3.5.C.UT		639	190	201	164	140	
	K4.1.C.UT	Ferro vermicular	533	160	181	148	126	
	K4.2.C.UT		778	230	181	148	126	
	K5.1.C.NS	Ferro dúctil austemperado	1013	300	40	33	28	
	N	N1.3.C.UT	Ligas à base de alumínio	-	75	181	148	126

CoroTap - Otimizado

CoroTap™ 100

Valores métricos

					E416		T101 T120		
					ULDR(xTD)		1.5	2	3
ISO	N° MC	Material	N/mm²	HB	v _c m/min			v _c m/min	
K	K1.1.C.NS	Ferros fundidos maleáveis	674	200	18	15	79	65	55
	K2.1.C.UT	Ferros fundidos cinzentos	602	180	18	15	79	65	55
	K2.2.C.UT		825	245	10	8	63	52	44
	K2.3.C.UT		591	175	18	15	79	65	55
	K3.1.C.UT	Ferros fundidos nodulares	518	155	18	15	79	65	55
	K3.2.C.UT		727	215	18	15	79	65	55
	K3.3.C.UT		885	265	18	15	63	52	44
	K3.5.C.UT		639	190	18	15	63	52	44
	K5.1.C.NS	Ferro dúctil austemperado	1013	300	10	8	16	13	11

					T100-NM								
					ULDR(xTD)			1.5	2	3	1.5	2	3
ISO	N° MC	Material	N/mm²	HB	v _c m/min			v _c m/min					
N	N1.2.Z.UT	Ligas à base de alumínio	-	60	43	35	30	43	35	30	43	35	30
	N1.2.Z.AG		-	100	43	35	30	43	35	30	43	35	30
	N1.3.C.UT		-	75	43	35	30	43	35	30	43	35	30
	N1.3.C.AG		-	90	24	20	17	24	20	17	24	20	17
	N1.4.C.NS		-	130	18	15	13	18	15	13	18	15	13

Valores em polegadas

					E416		T101 T120		
					ULDR(xTD)		1.5	2	3
ISO	N° MC	Material	N/mm²	HB	v _c pés/min			v _c pés/min	
K	K1.1.C.NS	Ferros fundidos maleáveis	674	200	60	49	260	215	180
	K2.1.C.UT	Ferros fundidos cinzentos	602	180	60	49	260	215	180
	K2.2.C.UT		825	245	32	26	205	170	145
	K2.3.C.UT		591	175	60	49	260	215	180
	K3.1.C.UT	Ferros fundidos nodulares	518	155	60	49	260	215	180
	K3.2.C.UT		727	215	60	49	260	215	180
	K3.3.C.UT		885	265	60	49	205	170	145
	K3.5.C.UT		639	190	60	49	205	170	145
	K5.1.C.NS	Ferro dúctil austemperado	1013	300	32	26	52	43	36

					T100-NM								
					ULDR(xTD)			1.5	2	3	1.5	2	3
ISO	N° MC	Material	N/mm²	HB	v _c pés/min			v _c pés/min					
N	N1.2.Z.UT	Ligas à base de alumínio	-	60	140	115	98	140	115	98	140	115	98
	N1.2.Z.AG		-	100	140	115	98	140	115	98	140	115	98
	N1.3.C.UT		-	75	140	115	98	140	115	98	140	115	98
	N1.3.C.AG		-	90	80	66	56	80	66	56	80	66	56
	N1.4.C.NS		-	130	60	49	42	60	49	42	60	49	42

CoroTap - Otimizado

CoroTap™ 200

Valores métricos

					E324 E326 E854 E855 E874 E875			EP03P EP03PA EP13P EP13PA EP23PA EP33PA			EP09P EP29PA EP39PA					
					ULDR(xTD)			1.5	2	3	1.5	2	3	1.5	2	3
ISO	N° MC	Material	N/mm²	HB	vc m/min			vc m/min			vc m/min					
P	P1.1.Z.HT	Aços sem liga	639	190	-	-	-	55	45	38	55	45	38	55	45	38
	P1.2.Z.AN		639	190	-	-	-	55	45	38	55	45	38	55	45	38
	P1.2.Z.HT		708	210	-	-	-	43	35	30	55	45	38	55	45	38
	P1.3.Z.AN		639	190	-	-	-	55	45	38	55	45	38	55	45	38
	P1.3.Z.HT		1013	300	21	17	15	31	25	21	43	35	30	43	35	30
	P1.5.C.UT	503	150	-	-	-	55	45	38	55	45	38	55	45	38	
	P2.1.Z.AN	Aços baixa liga	591	175	-	-	-	55	45	38	55	45	38	55	45	38
	P2.2.Z.AN		811	240	-	-	-	43	35	30	55	45	38	55	45	38
	P2.3.Z.AN		867	260	21	17	15	31	25	21	43	35	30	43	35	30
	P2.5.Z.HT.1		961	285	21	17	15	31	25	21	43	35	30	43	35	30
	P2.6.C.UT	674	200	-	-	-	43	35	30	55	45	38	55	45	38	
	P3.0.Z.AN	Aços alta liga	674	200	-	-	-	43	35	30	55	45	38	55	45	38
	P3.0.Z.HT.1		1282	380	13	11	9	-	-	-	-	-	-	-	-	-
	P3.1.Z.AN	839	250	-	-	-	43	35	30	55	45	38	55	45	38	
	P5.0.Z.HT.1	Aços inoxidáveis ferríticos/martensíticos	1114	330	-	-	-	43	35	30	55	45	38	55	45	38

					E344 E345 E364			E454 E455 E852 E872 E873					
					ULDR(xTD)			1.5	2	3	1.5	2	3
ISO	N° MC	Material	N/mm²	HB	vc m/min			vc m/min					
P	P1.3.Z.HT	Aços sem liga	1013	300	12	10	9	21	17	15	21	17	15
	P2.3.Z.AN	Aços baixa-liga	867	260	12	10	9	21	17	15	21	17	15
	P2.5.Z.HT.1		1114	285	12	10	9	21	17	15	21	17	15
	P3.0.Z.HT.1	Aços alta liga	1282	380	6	5	4	13	11	9	13	11	9
	P5.0.Z.PH	Aços inoxidáveis ferríticos/martensíticos	1112	330	6	5	4	7	6	5	7	6	5
M	M1.0.C.UT	Aços inoxidáveis austeníticos	674	200	9	7	6	12	10	9	12	10	9
	M1.0.Z.AQ		674	200	9	7	6	12	10	9	12	10	9
	M1.0.Z.PH		1013	300	6	5	4	7	6	5	7	6	5
	M2.0.C.AQ	Aços inoxidáveis super austeníticos	674	200	9	7	6	12	10	9	12	10	9
	M2.0.Z.AQ		674	200	9	7	6	12	10	9	12	10	9
	M3.1.Z.AQ	Aços inoxidáveis duplex	778	230	6	5	4	7	6	5	7	6	5
	M3.2.Z.AQ		867	260	6	5	4	7	6	5	7	6	5
	M3.1.C.AQ		778	230	6	5	4	7	6	5	7	6	5
M3.2.C.AQ	867		260	6	5	4	7	6	5	7	6	5	

					T200-NM B150			T200-NM B125			T200-NM D150					
					ULDR(xTD)			1.5	2	3	1.5	2	3	1.5	2	3
ISO	N° MC	Material	N/mm²	HB	vc m/min			vc m/min			vc m/min					
N	N1.2.Z.UT	Ligas à base de alumínio	-	60	43	35	30	55	45	38	43	35	30	43	35	30
	N1.2.Z.AG		-	100	43	35	30	55	45	38	43	35	30	43	35	30
	N1.3.C.UT		-	75	43	35	30	55	45	38	43	35	30	43	35	30
	N1.3.C.AG		-	90	24	20	17	37	30	26	24	20	17	24	20	17
	N1.4.C.NS		-	130	18	15	13	24	20	17	18	15	13	18	15	13
	N3.3.U.UT	Ligas à base de cobre	-	110	37	30	26	55	45	38	37	30	26	37	30	26
	N3.1.U.UT		-	100	15	12	10	22	18	15	15	12	10	15	12	10

CoroTap - Otimizado

CoroTap™ 200

Valores em polegadas

					E324 E326 E854 E855 E874 E875			EP03P EP03PA EP13P EP13PA EP23PA EP33PA			EP09P EP29PA EP39PA					
					ULDR(xTD)			1.5 2 3			1.5 2 3			1.5 2 3		
ISO	N° MC	Material	N/mm ²	HB	v _c pés/min			v _c pés/min			v _c pés/min					
P	P1.1.Z.HT	Aços sem liga	639	190	-	-	-	181	148	126	181	148	126			
	P1.2.Z.AN		639	190	-	-	-	181	148	126	181	148	126			
	P1.2.Z.HT		708	210	-	-	-	140	115	98	181	148	126			
	P1.3.Z.AN		639	190	-	-	-	181	148	126	181	148	126			
	P1.3.Z.HT		1013	300	68	56	48	100	82	70	140	115	98			
	P1.5.C.UT		503	150	-	-	-	181	148	126	181	148	126			
	P2.1.Z.AN	Aços baixa-liga	591	175	-	-	-	181	148	126	181	148	126			
	P2.2.Z.AN		811	240	-	-	-	140	115	98	181	148	126			
	P2.3.Z.AN		867	260	68	56	48	100	82	70	140	115	98			
	P2.5.Z.HT.1		961	285	68	56	48	100	82	70	140	115	98			
	P2.6.C.UT		674	200	-	-	-	140	115	98	181	148	126			
	P3.0.Z.AN	Aços alta liga	674	200	-	-	-	140	115	98	181	148	126			
	P3.0.Z.HT.1		1282	380	44	36	31	-	-	-	-	-	-			
	P3.1.Z.AN		839	250	-	-	-	140	115	98	181	148	126			
	P5.0.Z.HT.1	Aços inoxidáveis ferríticos/martensíticos	1114	330	-	-	-	140	115	98	181	148	126			

					E344 E345 E364			E454 E455 E852 E872 E873					
					ULDR(xTD)			1.5 2 3			1.5 2 3		
ISO	N° MC	Material	N/mm ²	HB	v _c pés/min			v _c pés/min					
P	P1.3.Z.HT	Aços sem liga	1013	300	40	33	28	68	56	48			
	P2.3.Z.AN	Aços baixa-liga	867	260	40	33	28	68	56	48			
	P2.5.Z.HT.1		1114	285	40	33	28	68	56	48			
	P3.0.Z.HT.1	Aços alta liga	1282	380	20	16	14	44	36	31			
	P5.0.Z.PH	Aços inoxidáveis ferríticos/martensíticos	1112	330	20	16	14	24	20	17			
M	M1.0.C.UT	Aços inoxidáveis austeníticos	674	200	28	23	20	40	33	28			
	M1.0.Z.AQ		674	200	28	23	20	40	33	28			
	M1.0.Z.PH		1013	300	20	16	14	24	20	17			
	M2.0.Z.AQ	Aços inoxidáveis super austeníticos	778	200	28	23	20	40	33	28			
	M2.0.C.AQ		867	200	28	23	20	40	33	28			
	M3.1.Z.AQ	Aços inoxidáveis duplex	674	200	20	16	14	24	20	17			
	M3.2.Z.AQ		674	200	20	16	14	24	20	17			
	M3.1.C.AQ		778	230	20	16	14	24	20	17			
	M3.2.C.AQ		867	260	20	16	14	24	20	17			

					T200-NM B150			T200-NM B125			T200-NM D150					
					ULDR(xTD)			1.5 2 3			1.5 2 3			1.5 2 3		
ISO	N° MC	Material	N/mm ²	HB	v _c pés/min			v _c pés/min			v _c pés/min					
N	N1.2.Z.UT	Ligas à base de alumínio	-	60	140	115	98	181	148	126	140	115	98			
	N1.2.Z.AG		-	100	140	115	98	181	148	126	140	115	98			
	N1.3.C.UT		-	75	140	115	98	181	148	126	140	115	98			
	N1.3.C.AG		-	90	80	66	56	120	98	84	80	66	56			
	N1.4.C.NS		-	130	60	49	42	80	66	56	60	49	42			
	N3.3.U.UT	Ligas à base de cobre	-	110	120	98	84	181	148	126	120	98	84			
	N3.1.U.UT		-	100	48	39	34	72	59	51	48	39	34			

CoroTap - Otimizado

CoroTap™ 200

Valores métricos

				T200-SD	
				1.5	2
ISO	MC-Code	Material	HB	v _c m/min	
S	S1.0.U.AN	Super ligas resistentes ao calor	200	7	6
	S1.0.U.AG		280	5	4
	S2.0.Z.AN	Ligas à base de níquel	250	7	6
	S2.0.Z.AG		350	2	2
	S2.0.Z.UT		275	5	4
	S2.0.C.NS		320	5	4
	S3.0.Z.AN	Ligas à base de cobalto	200	5	4
	S3.0.Z.AG		300	2	2
	S3.0.C.NS		320	5	4

Valores em polegadas

				T200-SD	
				1.5	2
ISO	MC-Code	Material	HB	v _c pés/min	
S	S1.0.U.AN	Super ligas resistentes ao calor	200	23	20
	S1.0.U.AG		280	17	14
	S2.0.Z.AN	Ligas à base de níquel	250	23	20
	S2.0.Z.AG		350	7	7
	S2.0.Z.UT		275	17	14
	S2.0.C.NS		320	17	14
	S3.0.Z.AN	Ligas à base de cobalto	200	17	14
	S3.0.Z.AG		300	7	7
	S3.0.C.NS		320	17	14

CoroTap - otimizado para materiais específicos

Valores métricos

				T200-SM	
				1.5	2
ISO	MC-Code	Material	HB	v _c m/min	
S	S4.1.Z.UT	Ligas de titânio	200	7	6
	S4.2.Z.AN		320	7	6
	S4.3.Z.AN		330	5	4
	S4.3.Z.AG		375	5	4
	S4.4.Z.AN		330	5	4
	S4.4.Z.AG		410	5	4

Versão em polegadas

				T200-SM	
				1.5	2
ISO	MC-Code	Material	HB	pés m/min	
S	S4.1.Z.UT	Ligas de titânio	200	23	20
	S4.2.Z.AN		320	23	20
	S4.3.Z.AN		330	17	14
	S4.3.Z.AG		375	17	14
	S4.4.Z.AN		330	17	14
	S4.4.Z.AG		410	17	14

CoroTap - Otimizado

CoroTap™ 300

Valores métricos

					E314 E316 E864 E865 E884 E885			EX03P EX03PA EX13P EX13PA EX23PA EX33PA			EX09P EX29PA EX39PA					
					ULDR(xTD)			1.5 2 3			1.5 2 3			1.5 2 3		
ISO	N° MC	Material	N/mm²	HB	vc m/min			vc m/min			vc m/min					
P	P1.1.Z.HT	Aços sem liga	639	190	-	-	-	49	40	34	55	45	38			
	P1.2.Z.AN		639	190	-	-	-	49	40	34	55	45	38			
	P1.2.Z.HT		708	210	-	-	-	37	30	26	49	40	34			
	P1.3.Z.AN		639	190	-	-	-	49	40	34	55	45	38			
	P1.3.Z.HT		1013	300	21	17	15	24	20	17	37	30	26			
	P1.5.C.UT		503	150	-	-	-	49	40	34	55	45	38			
	P2.1.Z.AN	Aços baixa-liga	591	175	-	-	-	49	40	34	55	45	38			
	P2.2.Z.AN		811	240	-	-	-	37	30	26	49	40	34			
	P2.3.Z.AN		867	260	21	17	15	24	20	17	37	30	26			
	P2.5.Z.HT.1		961	285	21	17	15	24	20	17	37	30	26			
	P2.6.C.UT		674	200	-	-	-	37	30	26	49	40	34			
	P3.0.Z.AN	Aços alta liga	674	200	-	-	-	37	30	26	49	40	34			
	P3.0.Z.HT.1		1282	380	13	11	9	-	-	-	-	-	-			
	P3.1.Z.AN	Aços inoxidáveis ferríticos/martensíticos	839	250	-	-	-	37	30	26	49	40	34			
	P5.0.Z.HT.1		1114	330	-	-	-	37	30	26	49	40	34			

					E047			E404 E862 E882 E883 E048			E346 E347 E362 E363 E095			E069 E079			E736 E738
					ULDR(xTD)			1.5 2 3			1.5 2 3			1.5 2 3			1.5
ISO	N° MC	Material	N/mm²	HB	vc m/min			vc m/min			vc m/min			vc m/min			vc m/min
P	P1.3.Z.HT	Aços sem liga	1013	300	12	10	9	16	13	11	12	10	12	10	9	-	
	P2.3.Z.AN	Aços baixa-liga	867	260	12	10	9	16	13	11	12	10	12	10	9	-	
	P2.5.Z.HT.1		1114	285	12	10	9	16	13	11	12	10	12	10	9	-	
	P3.0.Z.HT.1	Aços alta liga	1282	380	6	5	4	13	11	9	6	5	6	5	4	-	
	P5.0.Z.PH	Aços inoxidáveis ferríticos/martensíticos	1114	330	6	5	4	7	6	5	6	5	5	4	3	4	
M	M1.0.C.UT	Aços inoxidáveis austeníticos	674	200	9	7	6	12	10	9	9	7	7	6	5	4	
	M1.0.Z.AQ		674	200	9	7	6	12	10	9	9	7	7	6	5	4	
	M1.0.Z.PH		1013	300	6	5	4	7	6	5	6	5	-	-	-	-	
	M2.0.C.AQ	Aços inoxidáveis super austeníticos	674	200	9	7	6	12	10	9	9	7	7	6	5	4	
	M2.0.Z.AQ		674	200	9	7	6	12	10	9	9	7	7	6	5	4	
	M3.1.Z.AQ	Aços inoxidáveis duplex	778	230	6	5	4	7	6	5	6	5	5	4	3	4	
	M3.2.Z.AQ		867	260	6	5	4	7	6	5	6	5	5	4	3	4	
	M3.1.C.AQ		778	230	6	5	4	7	6	5	6	5	5	4	3	4	
	M3.2.C.AQ		867	260	6	5	4	7	6	5	6	5	5	4	3	4	

CoroTap - Otimizado

CoroTap™ 300

Valores em polegadas

					E314 E316 E864 E865 E884 E885			EX03P EX03PA EX13P EX13PA EX23PA EX33PA			EX09P EX29PA EX39PA					
					ULDR(xTD)			1.5 2 3			1.5 2 3			1.5 2 3		
ISO	N° MC	Material	N/mm²	HB	v _c pés/min			v _c pés/min			v _c pés/min					
P	P1.1.Z.AN	Aços sem liga	428	125	-	-	-	-	-	-	-	-	-	-		
	P1.1.Z.HT		639	190	-	-	-	161	131	112	181	148	126			
	P1.2.Z.AN		639	190	-	-	-	161	131	112	181	148	126			
	P1.2.Z.HT		708	210	-	-	-	120	98	84	161	131	112			
	P1.3.Z.AN		639	190	-	-	-	161	131	112	181	148	126			
	P1.3.Z.HT		1013	300	68	56	48	80	66	56	120	98	84			
	P1.5.C.UT	503	150	-	-	-	161	131	112	181	148	126				
	P2.1.Z.AN	Aços baixa-liga	591	175	-	-	-	161	131	112	181	148	126			
	P2.2.Z.AN		811	240	-	-	-	120	98	84	161	131	112			
	P2.3.Z.AN		867	260	68	56	48	80	66	56	120	98	84			
	P2.5.Z.HT.1		961	285	68	56	48	80	66	56	120	98	84			
	P2.6.C.UT	674	200	-	-	-	120	98	84	161	131	112				
	P3.0.Z.AN	Aços alta liga	674	200	-	-	-	120	98	84	161	131	112			
	P3.0.Z.HT.1		1282	380	44	36	31	-	-	-	-	-	-			
	P3.1.Z.AN		839	250	-	-	-	120	98	84	161	131	112			
	P5.0.Z.AN	Aços inoxidáveis ferríticos/martensíticos	674	200	-	-	-	-	-	-	-	-	-			
	P5.0.Z.PH		1114	330	-	-	-	-	-	-	-	-	-			
	P5.0.Z.HT.1		1114	330	-	-	-	120	98	84	161	131	112			
P5.0.C.UT	839		200	-	-	-	-	-	-	-	-	-				
P5.0.C.HT	1114		330	-	-	-	-	-	-	-	-	-				

					E047			E404 E862 E882 E883 E048			E346 E347 E362 E363 E095		E069 E079			E736 E738
					ULDR(xTD)			1.5 2 3			1.5 2		1.5 2 3			1.5
ISO	N° MC	Material	N/mm²	HB	v _c pés/min			v _c pés/min			v _c pés/min		v _c pés/min			v _c pés/min
P	P1.3.Z.HT	Aços sem liga	1013	300	40	33	28	52	43	36	40	33	40	33	28	-
	P2.3.Z.AN	Aços baixa-liga	867	260	40	33	28	52	43	36	40	33	40	33	28	-
	P2.5.Z.HT.1	Aços alta liga	1114	285	40	33	28	52	43	36	40	33	40	33	28	-
	P3.0.Z.HT.1		1282	380	20	16	14	44	36	31	20	16	20	16	14	-
P5.0.Z.PH	Aços inoxidáveis ferríticos/martensíticos	1114	330	20	16	14	24	20	17	20	16	16	13	11	12	
M	M1.0.C.UT	Aços inoxidáveis austenísticos	674	200	28	23	20	40	33	28	28	23	24	20	17	12
	M1.0.Z.AQ		674	200	28	23	20	40	33	28	28	23	24	20	17	12
	M1.0.Z.PH		1013	300	20	16	14	24	20	17	20	16	-	-	-	-
	M2.0.C.AQ	Aços inoxidáveis super austenísticos	674	200	28	23	20	40	33	28	28	23	24	20	17	12
	M2.0.Z.AQ		674	200	28	23	20	40	33	28	28	23	24	20	17	12
	M3.1.Z.AQ	Aços inoxidáveis duplex	778	230	20	16	14	24	20	17	20	16	16	13	11	12
	M3.2.Z.AQ		867	260	20	16	14	24	20	17	20	16	16	13	11	12
	M3.1.C.AQ		778	230	20	16	14	24	20	17	20	16	16	13	11	12
	M3.2.C.AQ		867	260	20	16	14	24	20	17	20	16	16	13	11	12

CoroTap - Otimizado

CoroTap™ 300

Valores métricos

ISO	N° MC	Material	ULDR(xTD)		T105		T106		
			N/mm²	HB	vc m/min		vc m/min		
					1.5	2	1.5	2	3
K	K1.1.C.NS	Ferros fundidos maleáveis	674	200	31	25	31	25	21
	K2.1.C.UT	Ferros fundidos cinzentos	602	180	49	40	49	40	34
	K2.2.C.UT		825	245	18	15	18	15	13
	K2.3.C.UT		591	175	31	25	31	25	21
	K3.1.C.UT	Ferros fundidos nodulares	518	155	31	25	31	25	21
	K3.2.C.UT		727	215	31	25	31	25	21
	K3.3.C.UT		885	265	31	25	31	25	21
	K3.5.C.UT		639	190	31	25	31	25	21
	K5.1.C.NS	Ferro dúctil austemperado	1013	300	18	15	18	15	13

ISO	N° MC	Material	ULDR(xTD)		T300-NM D150			T300-NM D125			T300-NM B150		
			N/mm²	HB	vc m/min			vc m/min			vc m/min		
					1.5	2	3	1.5	2	3	1.5	2	3
N	N1.2.Z.UT	Ligas à base de alumínio	-	60	43	35	30	55	45	38	43	35	30
	N1.2.Z.AG		-	100	43	35	30	55	45	38	43	35	30
	N1.3.C.UT		-	75	43	35	30	55	45	38	43	35	30
	N1.3.C.AG		-	90	24	20	17	37	30	26	24	20	17
	N1.4.C.NS		-	130	18	15	13	24	20	17	-	-	-
	N3.3.U.UT	Ligas à base de cobre	-	110	37	30	26	55	45	38	-	-	-
	N3.1.U.UT		-	100	15	12	10	22	18	15	15	12	10

CoroTap - Otimizado

CoroTap™ 300

Valores em polegadas

ISO	N° MC	Material	ULDR(xTD)		T105		T106		
			N/mm²	HB	1.5 2		1,5 2 3		
					v _c pés/min		v _c pés/min		
K	K1.1.C.NS	Ferros fundidos maleáveis	674	200	100	82	100	82	70
	K2.1.C.UT	Ferros fundidos cinzentos	602	180	161	131	161	131	112
	K2.2.C.UT		825	245	60	49	60	49	42
	K2.3.C.UT		591	175	100	82	100	82	70
	K3.1.C.UT	Ferros fundidos nodulares	518	155	100	82	100	82	70
	K3.2.C.UT		727	215	100	82	100	82	70
	K3.3.C.UT		885	265	100	82	100	82	70
	K3.5.C.UT		639	190	100	82	100	82	70
	K5.1.C.NS	Ferro dúctil austemperado	1013	300	60	49	60	49	42

ISO	N° MC	Material	ULDR(xTD)		T300-NM D150			T300-NM D125			T300-NM B150		
			N/mm²	HB	1.5 2 3			1.5 2 3			1.5 2 3		
					v _c pés/min			v _c pés/min			v _c pés/min		
N	N1.2.Z.UT	Ligas à base de alumínio	-	60	140	115	98	181	148	126	140	115	98
	N1.2.Z.AG		-	100	140	115	98	181	148	126	140	115	98
	N1.3.C.UT		-	75	140	115	98	181	148	126	140	115	98
	N1.3.C.AG		-	90	80	66	56	120	98	84	80	66	56
	N1.4.C.NS		-	130	60	49	42	80	66	56	-	-	-
	N3.3.U.UT	Ligas à base de cobre	-	110	120	98	84	181	148	126	-	-	-
N3.1.U.UT	-		100	48	39	34	72	59	51	48	39	34	

CoroTap - Otimizado

CoroTap™ 300

Valores métricos

				T300-SD	
				1.5	
ISO	N° MC	Material	HB	vc m/min	
S	S1.0.U.AN	Super ligas resistentes ao calor	200	7	
	S1.0.U.AG		280	5	
	S2.0.Z.AN	Ligas à base de níquel	250	5	
	S2.0.Z.AG		350	3	
	S2.0.Z.UT		275	5	
	S2.0.C.NS		320	3	

Versão em polegadas

				T300-SD	
				1.5	
ISO	N° MC	Material	HB	pés m/min	
S	S1.0.U.AN	Super ligas resistentes ao calor	200	23	
	S1.0.U.AG		280	17	
	S2.0.Z.AN	Ligas à base de níquel	250	17	
	S2.0.Z.AG		350	10	
	S2.0.Z.UT		275	17	
	S2.0.C.NS		320	10	

Valores métricos

				T300-SM	
				1.5 2	
ISO	N° MC	Material	HB	vc m/min	
S	S4.1.Z.UT	Ligas de titânio	200	10	8
	S4.2.Z.AN		320	6	5
	S4.3.Z.AN		330	6	5
	S4.3.Z.AG		375	5	4
	S4.4.Z.AN		330	5	4
	S4.4.Z.AG		410	5	4

Versão em polegadas

				T300-SM	
				1.5 2	
ISO	N° MC	Material	HB	pés m/min	
S	S4.1.Z.UT	Ligas de titânio	200	33	27
	S4.2.Z.AN		320	20	17
	S4.3.Z.AN		330	20	17
	S4.3.Z.AG		375	17	14
	S4.4.Z.AN		330	17	14
	S4.4.Z.AG		410	17	14

CoroTap - Otimizado

CoroTap™ 400

Valores métricos

					T400-NM		
					ULDR(xTD)		
					1.5	2	3
ISO	N° MC	Material	N/mm²	HB	vc m/min		
N	N1.2.Z.UT	Ligas à base de alumínio	-	60	67	55	47
	N1.2.Z.AG		-	100	67	55	47
	N1.3.C.UT		-	75	67	55	47
	N1.3.C.AG		-	90	49	40	34
	N3.1.U.UT	Ligas à base de cobre	-	100	31	25	21

Valores em polegadas

					T400-NM		
					ULDR(xTD)		
					1.5	2	3
ISO	N° MC	Material	N/mm²	HB	vc pés/min		
N	N1.2.Z.UT	Ligas à base de alumínio	-	60	221	180	154
	N1.2.Z.AG		-	100	221	180	154
	N1.3.C.UT		-	75	221	180	154
	N1.3.C.AG		-	90	161	131	112
	N3.1.U.UT	Ligas à base de cobre	-	100	100	82	70

Valores métricos

				ULDR (xTD)		T400-PM		
						1.5	2.0	3.0
ISO	N° MC	Material	N/mm²	HB	vc m/min			
P	P1.1.Z.AN	Aços sem liga	428	125	40	33	28	
	P1.1.Z.HT		639	190	36	30	26	
	P1.2.Z.AN		639	190	33	27	23	
	P1.2.Z.HT		708	210	29	24	21	
	P1.3.Z.AN		639	190	33	27	23	
	P1.3.Z.HT		1013	300	15	12	10	
	P2.1.Z.AN	Aços baixa-liga	591	175	33	27	23	
	P2.2.Z.AN		811	240	29	24	21	
	P2.3.Z.AN		867	260	15	12	10	
	P2.5.Z.HT.1		961	285	15	12	10	
	P3.0.Z.AN	Aços alta liga	674	200	29	24	21	
	P3.1.Z.AN		839	250	29	24	21	
	P1.5.C.UT	Aços fundidos	503	150	33	27	23	
	P2.6.C.UT		674	200	29	24	21	
	P1.5.C.UT	Aços inoxidáveis ferríticos/ martensíticos	1114	330	29	24	21	
P2.6.C.UT	1114		330	8	6	5		

Valores em polegadas

				ULDR (xTD)		T400-PM		
						1.5	2.0	3.0
ISO	N° MC	Material	N/mm²	HB	vc pés/min			
P	P1.1.Z.AN	Aços sem liga	428	125	132	108	93	
	P1.1.Z.HT		639	190	120	99	84	
	P1.2.Z.AN		639	190	108	89	76	
	P1.2.Z.HT		708	210	96	78	68	
	P1.3.Z.AN		639	190	108	89	76	
	P1.3.Z.HT		1013	300	48	40	34	
	P2.1.Z.AN	Aços baixa-liga	591	175	108	89	76	
	P2.2.Z.AN		811	240	96	78	68	
	P2.3.Z.AN		867	260	48	40	34	
	P2.5.Z.HT.1		961	285	48	40	34	
	P3.0.Z.AN	Aços alta liga	674	200	96	78	68	
	P3.1.Z.AN		839	250	96	78	68	
	P1.5.C.UT	Aços fundidos	503	150	108	89	76	
	P2.6.C.UT		674	200	96	78	68	
	P1.5.C.UT	Aços inoxidáveis ferríticos/ martensíticos	1114	330	96	78	68	
P2.6.C.UT	1114		330	24	20	17		

Alargamento



Versátil

CoroReamer™ 435
Para múltiplos materiais

D2
D3-D4



Otimizado

CoroReamer™ 835
Para aços
Para aços inoxidáveis

D5
D6-D7
D9-D10

CoroReamer™ 830
Cabeça sólida de metal duro
Adaptador

D11
D12
D13



Personalizado

E8

CoroReamer™ 435

Alargador flexível e de alto desempenho, adequado para uma ampla gama de materiais

Características e benefícios

- Alta produtividade devido aos parâmetros de corte altos
- A consistência e a produtividade economizam tempo e dinheiro
- Excelente acabamento superficial da peça
- Concentricidade uniforme para vida útil da ferramenta longa e precisão dimensional
- Alta estabilidade devido ao corpo inteiriço de metal duro
- Refrigeração interna para melhor escoamento de cavacos e desgaste reduzido



Área de aplicação ISO:



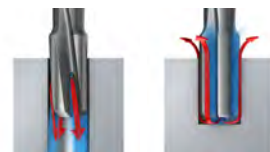
www.sandvik.coromant.com/cororeamer435

Ferramentas **versáteis** desenvolvidas para usinagem segura e de alto desempenho em uma variedade de materiais, aplicações, tamanhos e formatos de peças que permitem a utilização máxima da máquina.

Geometria do canal com espaçamento do mesmo extremamente desigual

Espaçamento de canal extremamente desigual significa que a divisão não é a mesma para todos os dentes. Como não há dentes diametricamente opostos uns aos outros, o alargador produz um furo com melhor variação de circularidade do furo.

Furo passante Furo cego



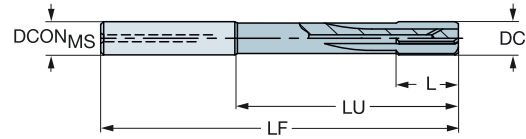
E14

CoroReamer™ 435 Alargador inteiriço de metal duro

Para múltiplos materiais

Para furos cegos

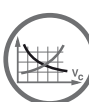
CNSC 1
CXSC 1
SUBSTRATE HF



																				P			K			N			Dimensões, mm, pol.									
										1/8"	1/4"	3/8"	1/2"	5/8"	3/4"	1"																						
DC	DC*	LU	LU*	CZC _{MS}	Código para pedido	1/8"	1/4"	3/8"	1/2"	5/8"	3/4"	1"	DC _{CON_{MS}}	DC _{CON_{MS}} *	OAL	OAL*	LCF	LCF*	L	L*	LF	LF*	APMX	APMX*	PHD	PHD*	BSG											
4.00	.157	39.00	1.535	6	435.B-0400-A1-XF	*	*	*	*	*	*	*	6.00	.236	75.00	2.953	15.60	.614	12.00	.472	74.40	2.929	0.3	.012	3.80	.150	COROMANT											
4.01	.158	39.00	1.535	6	435.B-0401-A1-XF	*	*	*	*	*	*	*	6.00	.236	75.00	2.953	15.60	.614	12.00	.472	74.40	2.929	0.3	.012	3.80	.150	COROMANT											
4.50	.177	39.00	1.535	6	435.B-0450-A1-XF	*	*	*	*	*	*	*	6.00	.236	75.00	2.953	15.60	.614	12.00	.472	74.32	2.926	0.3	.012	4.30	.169	COROMANT											
5.00	.197	39.00	1.535	6	435.B-0500-A1-XF	*	*	*	*	*	*	*	6.00	.236	75.00	2.953	15.60	.614	12.00	.472	74.25	2.923	0.3	.012	4.80	.189	COROMANT											
5.01	.197	39.00	1.535	6	435.B-0501-A1-XF	*	*	*	*	*	*	*	6.00	.236	75.00	2.953	15.60	.614	12.00	.472	74.25	2.923	0.3	.012	4.80	.189	COROMANT											
6.00	.236	39.00	1.535	6	435.B-0600-A1-XF	*	*	*	*	*	*	*	6.00	.236	75.00	2.953	15.60	.614	12.00	.472	74.10	2.917	0.3	.012	5.80	.228	COROMANT											
6.01	.237	39.00	1.535	6	435.B-0601-A1-XF	*	*	*	*	*	*	*	6.00	.236	75.00	2.953	15.60	.614	12.00	.472	74.10	2.917	0.3	.012	5.80	.228	COROMANT											
7.00	.276	64.00	2.520	8	435.B-0700-A1-XF	*	*	*	*	*	*	*	8.00	.315	100.00	3.937	20.80	.819	16.00	.630	98.95	3.896	0.3	.012	6.80	.268	COROMANT											
8.00	.315	64.00	2.520	8	435.B-0800-A1-XF	*	*	*	*	*	*	*	8.00	.315	100.00	3.937	20.80	.819	16.00	.630	98.80	3.890	0.3	.012	7.80	.307	COROMANT											
8.01	.315	64.00	2.520	8	435.B-0801-A1-XF	*	*	*	*	*	*	*	8.00	.315	100.00	3.937	20.80	.819	16.00	.630	98.80	3.890	0.3	.012	7.80	.307	COROMANT											
8.02	.316	64.00	2.520	8	435.B-0802-A1-XF	*	*	*	*	*	*	*	8.00	.315	100.00	3.937	20.80	.819	16.00	.630	98.79	3.889	0.3	.012	7.80	.307	COROMANT											
10.00	.394	80.00	3.150	10	435.B-1000-A1-XF	*	*	*	*	*	*	*	10.00	.394	120.00	4.724	26.00	1.024	20.00	.787	118.50	4.665	0.3	.012	9.80	.386	COROMANT											
10.01	.394	80.00	3.150	10	435.B-1001-A1-XF	*	*	*	*	*	*	*	10.00	.394	120.00	4.724	26.00	1.024	20.00	.787	118.50	4.665	0.3	.012	9.80	.386	COROMANT											
12.00	.472	75.00	2.953	12	435.B-1200-A1-XF	*	*	*	*	*	*	*	12.00	.472	120.00	4.724	26.00	1.024	20.00	.787	118.20	4.654	0.3	.012	11.80	.465	COROMANT											
12.03	.474	75.00	2.953	12	435.B-1203-A1-XF	*	*	*	*	*	*	*	12.00	.472	120.00	4.724	26.00	1.024	20.00	.787	118.19	4.653	0.3	.012	11.80	.465	COROMANT											
13.00	.512	85.00	3.346	14	435.B-1300-A1-XF	*	*	*	*	*	*	*	14.00	.551	130.00	5.118	28.60	1.126	22.00	.866	128.05	5.041	0.3	.012	12.80	.504	COROMANT											
14.00	.551	85.00	3.346	14	435.B-1400-A1-XF	*	*	*	*	*	*	*	14.00	.551	130.00	5.118	28.60	1.126	22.00	.866	127.90	5.035	0.3	.012	13.80	.543	COROMANT											
15.00	.591	82.00	3.228	16	435.B-1500-A1-XF	*	*	*	*	*	*	*	16.00	.630	130.00	5.118	28.60	1.126	22.00	.866	127.75	5.030	0.3	.012	14.80	.583	COROMANT											
16.00	.630	102.00	4.016	16	435.B-1600-A1-XF	*	*	*	*	*	*	*	16.00	.630	150.00	5.906	32.50	1.280	25.00	.984	147.60	5.811	0.3	.012	15.80	.622	COROMANT											
17.00	.669	102.00	4.016	18	435.B-1700-A1-XF	*	*	*	*	*	*	*	18.00	.709	150.00	5.906	32.50	1.280	25.00	.984	147.45	5.805	0.3	.012	16.80	.661	COROMANT											
18.00	.709	102.00	4.016	18	435.B-1800-A1-XF	*	*	*	*	*	*	*	18.00	.709	150.00	5.906	32.50	1.280	25.00	.984	147.30	5.799	0.3	.012	17.80	.701	COROMANT											
20.00	.787	100.00	3.937	20	435.B-2000-A1-XF	*	*	*	*	*	*	*	20.00	.787	150.00	5.906	32.50	1.280	25.00	.984	146.99	5.787	0.3	.012	19.80	.780	COROMANT											

Diâmetros completos para furos com tolerância H7

Os diâmetros centesimais produzem uma tolerância mais estreita do furo devido à produção de +0,004 mm



D14



E9



E28



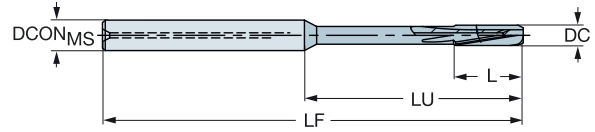
E14

CoroReamer™ 435 Alargador inteiriço de metal duro

Para múltiplos materiais

Para furos passantes

FHA 10°
 CNSC 1
 CXSC 2
 SUBSTRATE HF



B

C

D

E

Dimensões, mm, pol.

DC	DC*	LU	LU*	CZC _{MS}	Código para pedido	P K N			DCON _{MS}	DCON _{MS} *	OAL	OAL*	LCF	LCF*	L	L*	LF	LF*	APMX	APMX*	PHD	PHD*	BSG
						H70F	H10F	H12F															
4.00	.157	39.00	1.535	6	435.T-0400-A1-XF	*	*	*	6.00	.236	75.00	2.953	15.60	.614	12.00	.472	74.40	2.929	0.3	.012	3.80	.150	COROMANT
5.00	.197	39.00	1.535	6	435.T-0500-A1-XF	*	*	*	6.00	.236	75.00	2.953	15.60	.614	12.00	.472	74.40	2.923	0.3	.012	4.80	.189	COROMANT
5.97	.235	39.00	1.535	6	435.T-0597-A1-XF	*	*	*	6.00	.236	75.00	2.953	15.60	.614	12.00	.472	74.10	2.917	0.3	.012	5.80	.228	COROMANT
6.00	.236	39.00	1.535	6	435.T-0600-A1-XF	*	*	*	6.00	.236	75.00	2.953	15.60	.614	12.00	.472	74.10	2.917	0.3	.012	5.80	.228	COROMANT
6.02	.237	39.00	1.535	6	435.T-0602-A1-XF	*	*	*	6.00	.236	75.00	2.953	15.60	.614	12.00	.472	74.10	2.917	0.3	.012	5.80	.228	COROMANT
6.50	.256	64.00	2.520	8	435.T-0650-A1-XF	*	*	*	8.00	.315	100.00	3.937	20.80	.819	16.00	.630	99.02	3.898	0.3	.012	6.30	.248	COROMANT
7.00	.276	64.00	2.520	8	435.T-0700-A1-XF	*	*	*	8.00	.315	100.00	3.937	20.80	.819	16.00	.630	98.95	3.896	0.3	.012	6.80	.268	COROMANT
8.00	.315	64.00	2.520	8	435.T-0800-A1-XF	*	*	*	8.00	.315	100.00	3.937	20.80	.819	16.00	.630	98.80	3.890	0.3	.012	7.80	.307	COROMANT
9.00	.354	60.00	2.362	10	435.T-0900-A1-XF	*	*	*	10.00	.394	100.00	3.937	26.00	1.024	20.00	.787	98.65	3.884	0.3	.012	8.80	.346	COROMANT
9.50	.374	80.00	3.150	10	435.T-0950-A1-XF	*	*	*	10.00	.394	120.00	4.724	26.00	1.024	20.00	.787	118.57	4.668	0.3	.012	9.30	.366	COROMANT
9.98	.393	80.00	3.150	10	435.T-0998-A1-XF	*	*	*	10.00	.394	120.00	4.724	26.00	1.024	20.00	.787	118.50	4.665	0.3	.012	9.80	.386	COROMANT
10.00	.394	80.00	3.150	10	435.T-1000-A1-XF	*	*	*	10.00	.394	120.00	4.724	26.00	1.024	20.00	.787	118.50	4.665	0.3	.012	9.80	.386	COROMANT
10.01	.394	80.00	3.150	10	435.T-1001-A1-XF	*	*	*	10.00	.394	120.00	4.724	26.00	1.024	20.00	.787	118.50	4.665	0.3	.012	9.80	.386	COROMANT
10.02	.394	80.00	3.150	10	435.T-1002-A1-XF	*	*	*	10.00	.394	120.00	4.724	26.00	1.024	20.00	.787	118.49	4.665	0.3	.012	9.80	.386	COROMANT
11.00	.433	75.00	2.953	12	435.T-1100-A1-XF	*	*	*	12.00	.472	120.00	4.724	26.00	1.024	20.00	.787	118.35	4.659	0.3	.012	10.80	.425	COROMANT
11.97	.471	75.00	2.953	12	435.T-1197-A1-XF	*	*	*	12.00	.472	120.00	4.724	26.00	1.024	20.00	.787	118.20	4.654	0.3	.012	11.80	.465	COROMANT
12.00	.472	75.00	2.953	12	435.T-1200-A1-XF	*	*	*	12.00	.472	120.00	4.724	26.00	1.024	20.00	.787	118.20	4.654	0.3	.012	11.80	.465	COROMANT
13.00	.512	85.00	3.346	14	435.T-1300-A1-XF	*	*	*	14.00	.551	130.00	5.118	28.60	1.126	22.00	.866	128.05	5.041	0.3	.012	12.80	.504	COROMANT
14.00	.551	85.00	3.346	14	435.T-1400-A1-XF	*	*	*	14.00	.551	130.00	5.118	28.60	1.126	22.00	.866	127.90	5.035	0.3	.012	13.80	.543	COROMANT
15.00	.591	82.00	3.228	16	435.T-1500-A1-XF	*	*	*	16.00	.630	130.00	5.118	28.60	1.126	22.00	.866	127.75	5.030	0.3	.012	14.80	.583	COROMANT
16.00	.630	102.00	4.016	16	435.T-1600-A1-XF	*	*	*	16.00	.630	150.00	5.906	32.50	1.280	25.00	.984	147.60	5.811	0.3	.012	15.80	.622	COROMANT
17.00	.669	102.00	4.016	18	435.T-1700-A1-XF	*	*	*	18.00	.709	150.00	5.906	32.50	1.280	25.00	.984	147.45	5.805	0.3	.012	16.80	.661	COROMANT
18.00	.709	102.00	4.016	18	435.T-1800-A1-XF	*	*	*	18.00	.709	150.00	5.906	32.50	1.280	25.00	.984	147.30	5.799	0.3	.012	17.80	.701	COROMANT
19.00	.748	100.00	3.937	20	435.T-1900-A1-XF	*	*	*	20.00	.787	150.00	5.906	32.50	1.280	25.00	.984	147.14	5.793	0.3	.012	18.80	.740	COROMANT
20.00	.787	100.00	3.937	20	435.T-2000-A1-XF	*	*	*	20.00	.787	150.00	5.906	32.50	1.280	25.00	.984	146.99	5.787	0.3	.012	19.80	.780	COROMANT

Diâmetros completos para furos com tolerância H7

Os diâmetros centesimais produzem uma tolerância mais estreita do furo devido à produção de +0,004 mm



CoroReamer™ 835

Alargador de alto desempenho para aços

Aplicação

- Para todos os segmentos da indústria, por exemplo: usinagem geral, moldes e matrizes, automotivo, energia e geração de energia
- Disponível em canal espiral para furos passantes e canal reto para furos cegos
- Furos passantes, superfície angular e furo cruzado
- Pressão de refrigeração de 20 bars



Área de aplicação ISO:



Características e benefícios

- Alta produtividade devido aos parâmetros de corte altos
- A consistência e a produtividade economizam tempo e dinheiro
- Excelente acabamento superficial da peça
- Concentricidade uniforme para vida útil da ferramenta longa e precisão dimensional
- Alta estabilidade devido ao corpo inteiriço de metal duro
- Refrigeração interna para melhor escoamento de cavacos e desgaste reduzido
- Metal duro microgrãos para alta dureza e tenacidade
- Geometria do canal com espaçamento do mesmo extremamente desigual




www.sandvik.coromant.com/cororeamer835

Geometria do canal com espaçamento do mesmo extremamente desigual

Espaçamento de canal extremamente desigual significa que a divisão não é a mesma para todos os dentes. Como não há dentes diametricamente opostos uns aos outros, o alargador produz um furo com melhor variação de circularidade do furo.

Furo cego

Furo passante



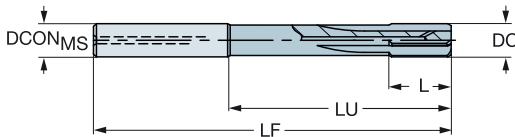
E14

CoroReamer™ 835 Alargador inteiriço de metal duro

Para aços
Para furos cegos

835.B..A1-PF

CNSC 1
CXSC 1



B

C

D

										P		K		Dimensões, mm, pol.												
										1024	1024	DCON _{MS}	DCON _{MS} ^a	OAL	OAL ^a	LCF	LCF ^a	L	L ^a	LF	LF ^a	APMX	APMX ^a	PHD	PHD ^a	BSG
4.00	.157	39.00	1.535	6	835.B-0400-A1-PF	*	*	6.00	.236	75.00	2.953	15.60	.614	12.00	.472	74.40	2.929	0.3	.012	3.80	.150	COROMANT				
5.00	.197	39.00	1.535	6	835.B-0500-A1-PF	*	*	6.00	.236	75.00	2.953	15.60	.614	12.00	.472	74.25	2.923	0.3	.012	4.80	.189	COROMANT				
5.99	.236	39.00	1.535	6	835.B-0599-A1-PF	*	*	6.00	.236	75.00	2.953	15.60	.614	12.00	.472	74.10	2.917	0.3	.012	5.80	.228	COROMANT				
6.00	.236	39.00	1.535	6	835.B-0600-A1-PF	*	*	6.00	.236	75.00	2.953	15.60	.614	12.00	.472	74.10	2.917	0.3	.012	5.80	.228	COROMANT				
6.01	.237	39.00	1.535	6	835.B-0601-A1-PF	*	*	6.00	.236	75.00	2.953	15.60	.614	12.00	.472	74.10	2.917	0.3	.012	5.80	.228	COROMANT				
6.02	.237	39.00	1.535	6	835.B-0602-A1-PF	*	*	6.00	.236	75.00	2.953	15.60	.614	12.00	.472	74.10	2.917	0.3	.012	5.80	.228	COROMANT				
6.03	.237	39.00	1.535	6	835.B-0603-A1-PF	*	*	6.00	.236	75.00	2.953	15.60	.614	12.00	.472	74.09	2.917	0.3	.012	5.80	.228	COROMANT				
7.00	.276	64.00	2.520	8	835.B-0700-A1-PF	*	*	8.00	.315	100.00	3.937	20.80	.819	16.00	.630	98.95	3.896	0.3	.012	6.80	.268	COROMANT				
7.97	.314	64.00	2.520	8	835.B-0797-A1-PF	*	*	8.00	.315	100.00	3.937	20.80	.819	16.00	.630	98.80	3.890	0.3	.012	7.80	.307	COROMANT				
7.98	.314	64.00	2.520	8	835.B-0798-A1-PF	*	*	8.00	.315	100.00	3.937	20.80	.819	16.00	.630	98.80	3.890	0.3	.012	7.80	.307	COROMANT				
7.99	.315	64.00	2.520	8	835.B-0799-A1-PF	*	*	8.00	.315	100.00	3.937	20.80	.819	16.00	.630	98.80	3.890	0.3	.012	7.80	.307	COROMANT				
8.00	.315	64.00	2.520	8	835.B-0800-A1-PF	*	*	8.00	.315	100.00	3.937	20.80	.819	16.00	.630	98.80	3.890	0.3	.012	7.80	.307	COROMANT				
8.02	.316	64.00	2.520	8	835.B-0802-A1-PF	*	*	8.00	.315	100.00	3.937	20.80	.819	16.00	.630	98.79	3.889	0.3	.012	7.80	.307	COROMANT				
9.00	.354	80.00	3.150	10	835.B-0900-A1-PF	*	*	10.00	.394	120.00	4.724	26.00	1.024	20.00	.787	118.50	4.665	0.3	.012	9.80	.386	COROMANT				
9.50	.374	80.00	3.150	10	835.B-0950-A1-PF	*	*	10.00	.394	120.00	4.724	26.00	1.024	20.00	.787	118.57	4.668	0.3	.012	9.30	.366	COROMANT				
9.97	.393	80.00	3.150	10	835.B-0997-A1-PF	*	*	10.00	.394	120.00	4.724	26.00	1.024	20.00	.787	118.50	4.665	0.3	.012	9.80	.386	COROMANT				
10.00	.394	80.00	3.150	10	835.B-1000-A1-PF	*	*	10.00	.394	120.00	4.724	26.00	1.024	20.00	.787	118.50	4.665	0.3	.012	9.80	.386	COROMANT				
10.01	.394	80.00	3.150	10	835.B-1001-A1-PF	*	*	10.00	.394	120.00	4.724	26.00	1.024	20.00	.787	118.50	4.665	0.3	.012	9.80	.386	COROMANT				
10.02	.394	80.00	3.150	10	835.B-1002-A1-PF	*	*	10.00	.394	120.00	4.724	26.00	1.024	20.00	.787	118.49	4.665	0.3	.012	9.80	.386	COROMANT				
10.03	.395	80.00	3.150	10	835.B-1003-A1-PF	*	*	10.00	.394	120.00	4.724	26.00	1.024	20.00	.787	118.49	4.665	0.3	.012	9.80	.386	COROMANT				
10.50	.413	75.00	2.953	12	835.B-1050-A1-PF	*	*	12.00	.472	120.00	4.724	26.00	1.024	20.00	.787	118.42	4.662	0.3	.012	10.30	.406	COROMANT				
11.00	.433	75.00	2.953	12	835.B-1100-A1-PF	*	*	12.00	.472	120.00	4.724	26.00	1.024	20.00	.787	118.35	4.659	0.3	.012	10.80	.425	COROMANT				
11.50	.453	75.00	2.953	12	835.B-1150-A1-PF	*	*	12.00	.472	120.00	4.724	26.00	1.024	20.00	.787	118.27	4.656	0.3	.012	11.30	.445	COROMANT				
11.97	.471	75.00	2.953	12	835.B-1197-A1-PF	*	*	12.00	.472	120.00	4.724	26.00	1.024	20.00	.787	118.20	4.654	0.3	.012	11.80	.465	COROMANT				
11.99	.472	75.00	2.953	12	835.B-1199-A1-PF	*	*	12.00	.472	120.00	4.724	26.00	1.024	20.00	.787	118.20	4.654	0.3	.012	11.80	.465	COROMANT				
12.00	.472	75.00	2.953	12	835.B-1200-A1-PF	*	*	12.00	.472	120.00	4.724	26.00	1.024	20.00	.787	118.20	4.654	0.3	.012	11.80	.465	COROMANT				
12.01	.473	75.00	2.953	12	835.B-1201-A1-PF	*	*	12.00	.472	120.00	4.724	26.00	1.024	20.00	.787	118.20	4.654	0.3	.012	11.80	.465	COROMANT				
12.02	.473	75.00	2.953	12	835.B-1202-A1-PF	*	*	12.00	.472	120.00	4.724	26.00	1.024	20.00	.787	118.19	4.653	0.3	.012	11.80	.465	COROMANT				
13.00	.512	85.00	3.346	14	835.B-1300-A1-PF	*	*	14.00	.551	130.00	5.118	28.60	1.126	22.00	.866	128.05	5.041	0.3	.012	12.80	.504	COROMANT				
14.00	.551	85.00	3.346	14	835.B-1400-A1-PF	*	*	14.00	.551	130.00	5.118	28.60	1.126	22.00	.866	127.90	5.035	0.3	.012	13.80	.543	COROMANT				
15.00	.591	82.00	3.228	16	835.B-1500-A1-PF	*	*	16.00	.630	130.00	5.118	28.60	1.126	22.00	.866	127.75	5.030	0.3	.012	14.80	.583	COROMANT				
16.00	.630	102.00	4.016	16	835.B-1600-A1-PF	*	*	16.00	.630	150.00	5.906	32.50	1.280	25.00	.984	147.60	5.811	0.3	.012	15.80	.622	COROMANT				
18.00	.709	102.00	4.016	18	835.B-1800-A1-PF	*	*	18.00	.709	150.00	5.906	32.50	1.280	25.00	.984	147.30	5.799	0.3	.012	17.80	.701	COROMANT				
19.00	.748	100.00	3.937	20	835.B-1900-A1-PF	*	*	20.00	.787	150.00	5.906	32.50	1.280	25.00	.984	147.14	5.793	0.3	.012	18.80	.740	COROMANT				
20.00	.787	100.00	3.937	20	835.B-2000-A1-PF	*	*	20.00	.787	150.00	5.906	32.50	1.280	25.00	.984	146.99	5.787	0.3	.012	19.80	.780	COROMANT				

Diâmetros completos para furos com tolerância H7

Os diâmetros centesimais produzem uma tolerância mais estreita do furo devido à produção de +0,004 mm



CoroReamer™ 835 Alargador inteiriço de metal duro

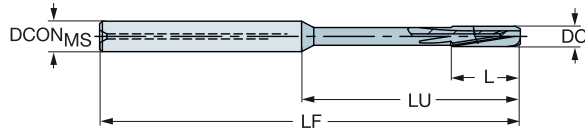
Para aços

Para furos passantes



TCHA
CNSC

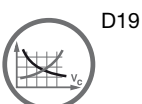
H7
1



		P		K		Dimensões, mm, pol.																	
DC	DC*	LU	LU*	CZC _{MS}	Código para pedido	1024	1024	DCON _{MS}	DCON _{MS} *	OAL	OAL*	LCF	LCF*	L	L*	LF	LF*	APMX	APMX*	PHD	PHD*	BSG	
3.98	.157	39.00	1.535	6	835.T-0398-A1-PF	*	*	6.00	.236	75.00	2.953	15.60	.614	12.00	.472	74.40	2.929	0.3	.012	3.80	.150	COROMANT	
4.00	.157	39.00	1.535	6	835.T-0400-A1-PF	*	*	6.00	.236	75.00	2.953	15.60	.614	12.00	.472	74.40	2.929	0.3	.012	3.80	.150	COROMANT	
4.01	.158	39.00	1.535	6	835.T-0401-A1-PF	*	*	6.00	.236	75.00	2.953	15.60	.614	12.00	.472	74.40	2.929	0.3	.012	3.80	.150	COROMANT	
4.02	.158	39.00	1.535	6	835.T-0402-A1-PF	*	*	6.00	.236	75.00	2.953	15.60	.614	12.00	.472	74.40	2.929	0.3	.012	3.80	.150	COROMANT	
5.00	.197	39.00	1.535	6	835.T-0500-A1-PF	*	*	6.00	.236	75.00	2.953	15.60	.614	12.00	.472	74.25	2.923	0.3	.012	4.80	.189	COROMANT	
5.01	.197	39.00	1.535	6	835.T-0501-A1-PF	*	*	6.00	.236	75.00	2.953	15.60	.614	12.00	.472	74.25	2.923	0.3	.012	4.80	.189	COROMANT	
5.98	.235	39.00	1.535	6	835.T-0598-A1-PF	*	*	6.00	.236	75.00	2.953	15.60	.614	12.00	.472	74.10	2.917	0.3	.012	5.80	.228	COROMANT	
6.00	.236	39.00	1.535	6	835.T-0600-A1-PF	*	*	6.00	.236	75.00	2.953	15.60	.614	12.00	.472	74.10	2.917	0.3	.012	5.80	.228	COROMANT	
6.01	.237	39.00	1.535	6	835.T-0601-A1-PF	*	*	6.00	.236	75.00	2.953	15.60	.614	12.00	.472	74.10	2.917	0.3	.012	5.80	.228	COROMANT	
6.02	.237	39.00	1.535	6	835.T-0602-A1-PF	*	*	6.00	.236	75.00	2.953	15.60	.614	12.00	.472	74.10	2.917	0.3	.012	5.80	.228	COROMANT	
6.03	.237	39.00	1.535	6	835.T-0603-A1-PF	*	*	6.00	.236	75.00	2.953	15.60	.614	12.00	.472	74.09	2.917	0.3	.012	5.80	.228	COROMANT	
6.50	.256	64.00	2.520	8	835.T-0650-A1-PF	*	*	8.00	.315	100.00	3.937	20.80	.819	16.00	.630	99.02	3.898	0.3	.012	6.30	.248	COROMANT	
7.00	.276	64.00	2.520	8	835.T-0700-A1-PF	*	*	8.00	.315	100.00	3.937	20.80	.819	16.00	.630	98.95	3.896	0.3	.012	6.80	.268	COROMANT	
7.50	.295	64.00	2.520	8	835.T-0750-A1-PF	*	*	8.00	.315	100.00	3.937	20.80	.819	16.00	.630	98.87	3.893	0.3	.012	7.30	.287	COROMANT	
7.97	.314	64.00	2.520	8	835.T-0797-A1-PF	*	*	8.00	.315	100.00	3.937	20.80	.819	16.00	.630	98.80	3.890	0.3	.012	7.80	.307	COROMANT	
8.00	.315	64.00	2.520	8	835.T-0800-A1-PF	*	*	8.00	.315	100.00	3.937	20.80	.819	16.00	.630	98.80	3.890	0.3	.012	7.80	.307	COROMANT	
8.01	.315	64.00	2.520	8	835.T-0801-A1-PF	*	*	8.00	.315	100.00	3.937	20.80	.819	16.00	.630	98.80	3.890	0.3	.012	7.80	.307	COROMANT	
8.02	.316	64.00	2.520	8	835.T-0802-A1-PF	*	*	8.00	.315	100.00	3.937	20.80	.819	16.00	.630	98.79	3.889	0.3	.012	7.80	.307	COROMANT	
8.03	.316	64.00	2.520	8	835.T-0803-A1-PF	*	*	8.00	.315	100.00	3.937	20.80	.819	16.00	.630	98.79	3.889	0.3	.012	7.80	.307	COROMANT	
9.00	.354	60.00	2.362	10	835.T-0900-A1-PF	*	*	10.00	.394	100.00	3.937	26.00	1.024	20.00	.787	98.65	3.884	0.3	.012	8.80	.346	COROMANT	
9.50	.374	80.00	3.150	10	835.T-0950-A1-PF	*	*	10.00	.394	120.00	4.724	26.00	1.024	20.00	.787	118.57	4.668	0.3	.012	9.30	.366	COROMANT	
9.97	.393	80.00	3.150	10	835.T-0997-A1-PF	*	*	10.00	.394	120.00	4.724	26.00	1.024	20.00	.787	118.50	4.665	0.3	.012	9.80	.386	COROMANT	
9.99	.393	80.00	3.150	10	835.T-0999-A1-PF	*	*	10.00	.394	120.00	4.724	26.00	1.024	20.00	.787	118.50	4.665	0.3	.012	9.80	.386	COROMANT	
10.00	.394	80.00	3.150	10	835.T-1000-A1-PF	*	*	10.00	.394	120.00	4.724	26.00	1.024	20.00	.787	118.50	4.665	0.3	.012	9.80	.386	COROMANT	
10.01	.394	80.00	3.150	10	835.T-1001-A1-PF	*	*	10.00	.394	120.00	4.724	26.00	1.024	20.00	.787	118.50	4.665	0.3	.012	9.80	.386	COROMANT	
10.02	.394	80.00	3.150	10	835.T-1002-A1-PF	*	*	10.00	.394	120.00	4.724	26.00	1.024	20.00	.787	118.49	4.665	0.3	.012	9.80	.386	COROMANT	
10.50	.413	75.00	2.953	12	835.T-1050-A1-PF	*	*	12.00	.472	120.00	4.724	26.00	1.024	20.00	.787	118.42	4.662	0.3	.012	10.30	.406	COROMANT	
11.00	.433	75.00	2.953	12	835.T-1100-A1-PF	*	*	12.00	.472	120.00	4.724	26.00	1.024	20.00	.787	118.35	4.659	0.3	.012	10.80	.425	COROMANT	
12.00	.472	75.00	2.953	12	835.T-1200-A1-PF	*	*	12.00	.472	120.00	4.724	26.00	1.024	20.00	.787	118.20	4.654	0.3	.012	11.80	.465	COROMANT	
12.01	.473	75.00	2.953	12	835.T-1201-A1-PF	*	*	12.00	.472	120.00	4.724	26.00	1.024	20.00	.787	118.20	4.654	0.3	.012	11.80	.465	COROMANT	
12.02	.473	75.00	2.953	12	835.T-1202-A1-PF	*	*	12.00	.472	120.00	4.724	26.00	1.024	20.00	.787	118.19	4.653	0.3	.012	11.80	.465	COROMANT	
13.00	.512	85.00	3.346	14	835.T-1300-A1-PF	*	*	14.00	.551	130.00	5.118	28.60	1.126	22.00	.866	128.05	5.041	0.3	.012	12.80	.504	COROMANT	
14.00	.551	85.00	3.346	14	835.T-1400-A1-PF	*	*	14.00	.551	130.00	5.118	28.60	1.126	22.00	.866	127.90	5.035	0.3	.012	13.80	.543	COROMANT	
15.00	.591	82.00	3.228	16	835.T-1500-A1-PF	*	*	16.00	.630	130.00	5.118	28.60	1.126	22.00	.866	127.75	5.030	0.3	.012	14.80	.583	COROMANT	
16.00	.630	102.00	4.016	16	835.T-1600-A1-PF	*	*	16.00	.630	150.00	5.906	32.50	1.280	25.00	.984	147.60	5.811	0.3	.012	15.80	.622	COROMANT	
17.00	.669	102.00	4.016	18	835.T-1700-A1-PF	*	*	18.00	.709	150.00	5.906	32.50	1.280	25.00	.984	147.45	5.805	0.3	.012	16.80	.661	COROMANT	
18.00	.709	102.00	4.016	18	835.T-1800-A1-PF	*	*	18.00	.709	150.00	5.906	32.50	1.280	25.00	.984	147.30	5.799	0.3	.012	17.80	.701	COROMANT	
20.00	.787	100.00	3.937	20	835.T-2000-A1-PF	*	*	20.00	.787	150.00	5.906	32.50	1.280	25.00	.984	146.99	5.787	0.3	.012	19.80	.780	COROMANT	

Diâmetros completos para furos com tolerância H7

Os diâmetros centesimais produzem uma tolerância mais estreita do furo devido à produção de +0,004 mm



E14



CoroReamer™ 835

Alargador de desempenho para aços inoxidáveis

Aplicação

- Para todos os segmentos da indústria, por exemplo: usinagem geral, moldes e matrizes, automotivo, energia e geração de energia
- Disponível em canal espiral para furos passantes e canal reto para furos cegos
- Furos passantes, superfície angular e furo cruzado
- Pressão de refrigeração de 20 bars



Área de aplicação ISO:

M

Características e benefícios

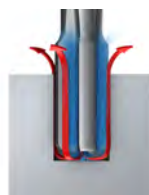
- Alta produtividade devido aos parâmetros de corte altos
- A consistência e a produtividade economizam tempo e dinheiro
- Excelente acabamento superficial da peça
- Concentricidade uniforme para vida útil da ferramenta longa e precisão dimensional
- Alta estabilidade devido ao corpo inteiriço de metal duro
- Refrigeração interna para melhor escoamento de cavacos e desgaste reduzido
- Metal duro microgrãos para alta dureza e tenacidade
- Geometria do canal com espaçamento do mesmo extremamente desigual

www.sandvik.coromant.com/cororeamer835

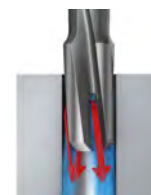
Geometria do canal com espaçamento do mesmo extremamente desigual

Espaçamento de canal extremamente desigual significa que a divisão não é a mesma para todos os dentes. Como não há dentes diametricamente opostos uns aos outros, o alargador produz um furo com melhor variação de circularidade do furo.

Furo cego



Furo passante



E14

CoroReamer™ 835 Alargador inteiriço de metal duro

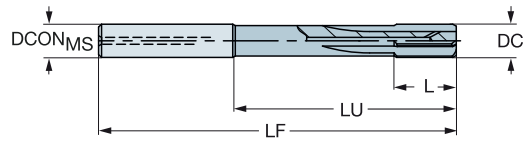
Para aços inoxidáveis

Para furos cegos



TCHA
CNSC

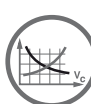
H7
1



M Dimensões, mm, pol.																					
DC	DC*	LU	LU*	CZC _{MS}	Código para pedido	0,024	DCON _{MS}	DCON _{MS} *	OAL	OAL*	LCF	LCF*	L	L*	LF	LF*	APMX	APMX*	PHD	PHD*	BSG
3.97	.156	39.00	1.535	6	835.B-0397-A1-MF	★	6.00	.236	75.00	2.953	15.60	.614	12.00	.472	74.40	2.929	0.3	.012	3.80	.150	COROMANT
4.00	.157	39.00	1.535	6	835.B-0400-A1-MF	★	6.00	.236	75.00	2.953	15.60	.614	12.00	.472	74.40	2.929	0.3	.012	3.80	.150	COROMANT
4.02	.158	39.00	1.535	6	835.B-0402-A1-MF	★	6.00	.236	75.00	2.953	15.60	.614	12.00	.472	74.40	2.929	0.3	.012	3.80	.150	COROMANT
4.97	.196	39.00	1.535	6	835.B-0497-A1-MF	★	6.00	.236	75.00	2.953	15.60	.614	12.00	.472	74.25	2.923	0.3	.012	4.80	.189	COROMANT
5.00	.197	39.00	1.535	6	835.B-0500-A1-MF	★	6.00	.236	75.00	2.953	15.60	.614	12.00	.472	74.25	2.923	0.3	.012	4.80	.189	COROMANT
6.00	.236	39.00	1.535	6	835.B-0600-A1-MF	★	6.00	.236	75.00	2.953	15.60	.614	12.00	.472	74.10	2.917	0.3	.012	5.80	.228	COROMANT
6.01	.237	39.00	1.535	6	835.B-0601-A1-MF	★	6.00	.236	75.00	2.953	15.60	.614	12.00	.472	74.10	2.917	0.3	.012	5.80	.228	COROMANT
6.02	.237	39.00	1.535	6	835.B-0602-A1-MF	★	6.00	.236	75.00	2.953	15.60	.614	12.00	.472	74.10	2.917	0.3	.012	5.80	.228	COROMANT
7.00	.276	64.00	2.520	8	835.B-0700-A1-MF	★	8.00	.315	100.00	3.937	20.80	.819	16.00	.630	98.95	3.896	0.3	.012	6.80	.268	COROMANT
8.00	.315	64.00	2.520	8	835.B-0800-A1-MF	★	8.00	.315	100.00	3.937	20.80	.819	16.00	.630	98.80	3.890	0.3	.012	7.80	.307	COROMANT
8.01	.315	64.00	2.520	8	835.B-0801-A1-MF	★	8.00	.315	100.00	3.937	20.80	.819	16.00	.630	98.80	3.890	0.3	.012	7.80	.307	COROMANT
8.50	.335	60.00	2.362	10	835.B-0850-A1-MF	★	10.00	.394	100.00	3.937	26.00	1.024	20.00	.787	98.72	3.887	0.3	.012	8.30	.327	COROMANT
9.00	.354	60.00	2.362	10	835.B-0900-A1-MF	★	10.00	.394	100.00	3.937	26.00	1.024	20.00	.787	98.65	3.884	0.3	.012	8.80	.346	COROMANT
10.00	.394	80.00	3.150	10	835.B-1000-A1-MF	★	10.00	.394	120.00	4.724	26.00	1.024	20.00	.787	118.50	4.665	0.3	.012	9.80	.386	COROMANT
11.00	.433	75.00	2.953	12	835.B-1100-A1-MF	★	12.00	.472	120.00	4.724	26.00	1.024	20.00	.787	118.35	4.659	0.3	.012	10.80	.425	COROMANT
11.50	.453	75.00	2.953	12	835.B-1150-A1-MF	★	12.00	.472	120.00	4.724	26.00	1.024	20.00	.787	118.27	4.656	0.3	.012	11.30	.445	COROMANT
12.00	.472	75.00	2.953	12	835.B-1200-A1-MF	★	12.00	.472	120.00	4.724	26.00	1.024	20.00	.787	118.20	4.654	0.3	.012	11.80	.465	COROMANT
14.00	.551	85.00	3.346	14	835.B-1400-A1-MF	★	14.00	.551	130.00	5.118	28.60	1.126	22.00	.866	127.90	5.035	0.3	.012	13.80	.543	COROMANT
16.00	.630	102.00	4.016	16	835.B-1600-A1-MF	★	16.00	.630	150.00	5.906	32.50	1.280	25.00	.984	147.60	5.811	0.3	.012	15.80	.622	COROMANT

Diâmetros completos para furos com tolerância H7

Os diâmetros centesimais produzem uma tolerância mais estreita do furo devido à produção de +0,004 mm



D22



E9



E28



E14



CoroReamer™ 835 Alargador inteiriço de metal duro

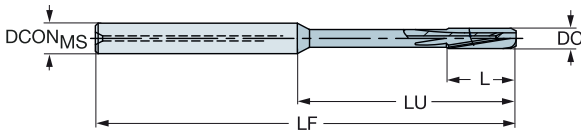
Para aços inoxidáveis

Para furos passantes



TCHA
CNSC

H7
1



B

C

D

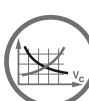
E

M Dimensões, mm, pol.

DC	DC*	LU	LU*	CZC _{MS}	Código para pedido	TOL	DCON _{MS}	DCON _{MS} *	OAL	OAL*	LCF	LCF*	L	L*	LF	LF*	APMX	APMX*	PHD	PHD*	BSG
3.97	.156	39.00	1.535	6	835.T-0397-A1-MF	★	6.00	.236	75.00	2.953	15.60	.614	12.00	.472	74.40	2.929	0.3	.012	3.80	.150	COROMANT
4.00	.157	39.00	1.535	6	835.T-0400-A1-MF	★	6.00	.236	75.00	2.953	15.60	.614	12.00	.472	74.40	2.929	0.3	.012	3.80	.150	COROMANT
4.01	.158	39.00	1.535	6	835.T-0401-A1-MF	★	6.00	.236	75.00	2.953	15.60	.614	12.00	.472	74.40	2.929	0.3	.012	3.80	.150	COROMANT
4.02	.158	39.00	1.535	6	835.T-0402-A1-MF	★	6.00	.236	75.00	2.953	15.60	.614	12.00	.472	74.40	2.929	0.3	.012	3.80	.150	COROMANT
5.00	.197	39.00	1.535	6	835.T-0500-A1-MF	★	6.00	.236	75.00	2.953	15.60	.614	12.00	.472	74.25	2.923	0.3	.012	4.80	.189	COROMANT
5.03	.198	39.00	1.535	6	835.T-0503-A1-MF	★	6.00	.236	75.00	2.953	15.60	.614	12.00	.472	74.24	2.923	0.3	.012	4.80	.189	COROMANT
5.99	.236	39.00	1.535	6	835.T-0599-A1-MF	★	6.00	.236	75.00	2.953	15.60	.614	12.00	.472	74.10	2.917	0.3	.012	5.80	.228	COROMANT
6.00	.236	39.00	1.535	6	835.T-0600-A1-MF	★	6.00	.236	75.00	2.953	15.60	.614	12.00	.472	74.10	2.917	0.3	.012	5.80	.228	COROMANT
6.02	.237	39.00	1.535	6	835.T-0602-A1-MF	★	6.00	.236	75.00	2.953	15.60	.614	12.00	.472	74.10	2.917	0.3	.012	5.80	.228	COROMANT
6.50	.256	64.00	2.520	8	835.T-0650-A1-MF	★	8.00	.315	100.00	3.937	20.80	.819	16.00	.630	99.02	3.898	0.3	.012	6.30	.248	COROMANT
7.00	.276	64.00	2.520	8	835.T-0700-A1-MF	★	8.00	.315	100.00	3.937	20.80	.819	16.00	.630	98.95	3.896	0.3	.012	6.80	.268	COROMANT
7.50	.295	64.00	2.520	8	835.T-0750-A1-MF	★	8.00	.315	100.00	3.937	20.80	.819	16.00	.630	98.87	3.893	0.3	.012	7.30	.287	COROMANT
8.00	.315	64.00	2.520	8	835.T-0800-A1-MF	★	8.00	.315	100.00	3.937	20.80	.819	16.00	.630	98.80	3.890	0.3	.012	7.80	.307	COROMANT
8.02	.316	64.00	2.520	8	835.T-0802-A1-MF	★	8.00	.315	100.00	3.937	20.80	.819	16.00	.630	98.79	3.889	0.3	.012	7.80	.307	COROMANT
8.50	.335	60.00	2.362	10	835.T-0850-A1-MF	★	10.00	.394	100.00	3.937	26.00	1.024	20.00	.787	98.72	3.887	0.3	.012	8.30	.327	COROMANT
9.00	.354	60.00	2.362	10	835.T-0900-A1-MF	★	10.00	.394	100.00	3.937	26.00	1.024	20.00	.787	98.65	3.884	0.3	.012	8.80	.346	COROMANT
9.50	.374	80.00	3.150	10	835.T-0950-A1-MF	★	10.00	.394	120.00	4.724	26.00	1.024	20.00	.787	118.57	4.668	0.3	.012	9.30	.366	COROMANT
10.00	.394	80.00	3.150	10	835.T-1000-A1-MF	★	10.00	.394	120.00	4.724	26.00	1.024	20.00	.787	118.50	4.665	0.3	.012	9.80	.386	COROMANT
10.01	.394	80.00	3.150	10	835.T-1001-A1-MF	★	10.00	.394	120.00	4.724	26.00	1.024	20.00	.787	118.50	4.665	0.3	.012	9.80	.386	COROMANT
10.50	.413	75.00	2.953	12	835.T-1050-A1-MF	★	12.00	.472	120.00	4.724	26.00	1.024	20.00	.787	118.42	4.662	0.3	.012	10.30	.406	COROMANT
12.00	.472	75.00	2.953	12	835.T-1200-A1-MF	★	12.00	.472	120.00	4.724	26.00	1.024	20.00	.787	118.20	4.654	0.3	.012	11.80	.465	COROMANT
14.00	.551	85.00	3.346	14	835.T-1400-A1-MF	★	14.00	.551	130.00	5.118	28.60	1.126	22.00	.866	127.90	5.035	0.3	.012	13.80	.543	COROMANT
15.00	.591	82.00	3.228	16	835.T-1500-A1-MF	★	16.00	.630	130.00	5.118	28.60	1.126	22.00	.866	127.75	5.030	0.3	.012	14.80	.583	COROMANT
16.00	.630	102.00	4.016	16	835.T-1600-A1-MF	★	16.00	.630	150.00	5.906	32.50	1.280	25.00	.984	147.60	5.811	0.3	.012	15.80	.622	COROMANT

Diâmetros completos para furos com tolerância H7

Os diâmetros centesimais produzem uma tolerância mais estreita do furo devido à produção de +0,004 mm



D22



E9



E28



E14

CoroReamer™ 830

Ferramenta com cabeça intercambiável para altos avanços em furos passantes

Aplicação

- Para todos os segmentos da indústria, por exemplo: usinagem geral, moldes e matrizes, automotivo, energia e geração de energia
- Disponível em canal espiral para furos passantes e canal reto para furos cegos
- Tolerância alcançável do furo: H7
- Pressão de refrigeração de 20 bars

Área de aplicação ISO:



Características e benefícios

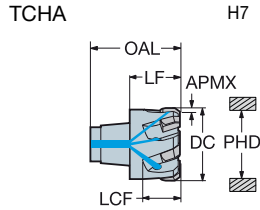
- Acabamento superficial de precisão e segurança da operação
- Alta taxa de penetração
- Troca da cabeça rápida e fácil com alta precisão < 3 µm (120 µpol.)
- Escoamento de cavacos eficiente com o fluido de corte direcionado para cada aresta
- Tolerância alcançável do furo: H7
- Pastilhas de cermet soldadas na classe P10R
- Opções de haste curta e longa
- Troca da cabeça



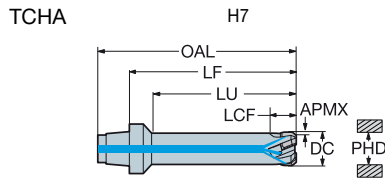
CoroReamer™ 830 Cabeça inteiriça de metal duro para alargamento

Para aços e ferros fundidos

Refrigeração interna



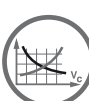
Dimensões, mm, pol.																			
DC	DC*	CZC _{MS}	Código para pedido	DCON _{MS}	DCON _{MS} [#]	OAL	OAL*	LCF	LCF*	L	L*	LF	LF*	APMX	APMX*	PHD	PHD*	BSG	
19.00	.748	S12	830A-E06D1900H7S12	12.00	.472	25.85	1.018	10.83	.426	6.00	.236	14.50	.571	0.3	.012	18.80	.740	COROMANT	
19.05	.750	S12	830A-E06D1905H7S12	12.00	.472	25.85	1.018	10.83	.426	6.00	.236	14.50	.571	0.3	.012	18.83	.741	COROMANT	
20.00	.787	S12	830A-E06D2000H7S12	12.00	.472	25.85	1.018	10.83	.426	6.00	.236	14.50	.571	0.3	.012	19.80	.780	COROMANT	
21.00	.827	S12	830A-E06D2100H7S12	12.00	.472	25.85	1.018	10.83	.426	6.00	.236	14.50	.571	0.3	.012	20.80	.819	COROMANT	
22.00	.866	S14	830A-E06D2200H7S14	14.00	.551	27.85	1.096	13.05	.514	6.00	.236	15.50	.610	0.3	.012	21.80	.858	COROMANT	
23.00	.906	S14	830A-E06D2300H7S14	14.00	.551	27.85	1.096	13.05	.514	6.00	.236	15.50	.610	0.3	.012	22.80	.898	COROMANT	
24.00	.945	S16	830A-E06D2400H7S16	16.00	.630	29.85	1.175	13.05	.514	6.00	.236	16.00	.630	0.3	.012	23.80	.937	COROMANT	
25.00	.984	S16	830A-E06D2500H7S16	16.00	.630	29.85	1.175	13.05	.514	6.00	.236	16.00	.630	0.3	.012	24.80	.976	COROMANT	
25.40	1.000	S16	830A-E06D2540H7S16	16.00	.630	29.85	1.175	13.05	.514	6.00	.236	16.00	.630	0.3	.012	25.20	.992	COROMANT	
26.00	1.024	S16	830A-E06D2600H7S16	16.00	.630	29.85	1.175	13.05	.514	6.00	.236	16.00	.630	0.3	.012	25.80	1.016	COROMANT	
27.00	1.063	S16	830A-E06D2700H7S16	16.00	.630	29.85	1.175	13.05	.514	6.00	.236	16.00	.630	0.3	.012	26.80	1.055	COROMANT	
28.00	1.102	S16	830A-E06D2800H7S16	16.00	.630	29.85	1.175	13.05	.514	6.00	.236	16.00	.630	0.3	.012	27.80	1.094	COROMANT	
29.00	1.142	S16	830A-E06D2900H7S16	16.00	.630	29.85	1.175	13.05	.514	6.00	.236	16.00	.630	0.3	.012	28.80	1.134	COROMANT	
30.00	1.181	S20	830A-E06D3000H7S20	20.00	.787	31.85	1.254	13.22	.520	6.00	.236	17.00	.669	0.3	.012	29.80	1.173	COROMANT	
31.75	1.250	S20	830A-E06D3175H7S20	20.00	.787	31.85	1.254	13.22	.520	6.00	.236	17.00	.669	0.3	.012	31.60	1.244	COROMANT	



Dimensões, mm, pol.																				
DC	DC*	LU	LU*	CZC _{MS}	Código para pedido	DCON _{MS}	DCON _{MS} [#]	OAL	OAL*	LCF	LCF*	L	L*	LF	LF*	APMX	APMX*	PHD	PHD*	BSG
10.00	.394	45.00	1.772	S12	830B-E06D1000H7S12	12.00	.472	71.35	2.809	9.99	.393	6.00	.236	60.00	2.362	0.3	.012	9.80	.386	COROMANT
11.00	.433	45.00	1.772	S12	830B-E06D1100H7S12	12.00	.472	71.35	2.809	10.00	.394	6.00	.236	60.00	2.362	0.3	.012	10.80	.425	COROMANT
12.00	.472	45.00	1.772	S12	830B-E06D1200H7S12	12.00	.472	71.35	2.809	9.99	.393	6.00	.236	60.00	2.362	0.3	.012	11.80	.465	COROMANT
13.00	.512	45.00	1.772	S12	830B-E06D1300H7S12	12.00	.472	71.35	2.809	10.01	.394	6.00	.236	60.00	2.362	0.3	.012	12.80	.504	COROMANT
14.00	.551	45.00	1.772	S12	830B-E06D1400H7S12	12.00	.472	71.35	2.809	10.01	.394	6.00	.236	60.00	2.362	0.3	.012	13.80	.543	COROMANT
15.00	.591	45.00	1.772	S12	830B-E06D1500H7S12	12.00	.472	71.35	2.809	10.01	.394	6.00	.236	60.00	2.362	0.3	.012	14.80	.583	COROMANT
16.00	.630	45.00	1.772	S12	830B-E06D1600H7S12	12.00	.472	71.35	2.809	10.01	.394	6.00	.236	60.00	2.362	0.3	.012	15.80	.622	COROMANT
17.00	.669	45.00	1.772	S12	830B-E06D1700H7S12	12.00	.472	71.35	2.809	10.01	.394	6.00	.236	60.00	2.362	0.3	.012	16.80	.661	COROMANT
18.00	.709	45.00	1.772	S12	830B-E06D1800H7S12	12.00	.472	71.35	2.809	10.01	.394	6.00	.236	60.00	2.362	0.3	.012	17.80	.701	COROMANT

Diâmetros completos para furos com tolerância H7

Os diâmetros centesimais produzem uma tolerância mais estreita do furo devido à produção de +0,004 mm



D18



E9



E28

Haste cilíndrica para adaptador CoroReamer™ 830

Refrigeração interna

POR

B

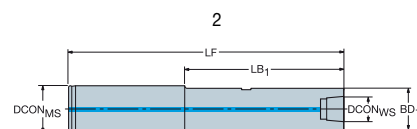
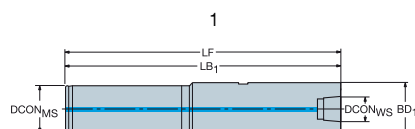
C

D

E



DSGN



		Dimensões, mm, pol.															
CZC _{MS}	CZC _{WS}	CNSC	CXSC	DSGN	Código para pedido	DCON _{MS}	DCON _{WS}	LSC	LF	LB ₁	LB ₂	BD ₁	BD ₂	BAR PSI	NM	KG	RPMX
20.0	S12	1	1	2	830-S12A20035F	20.0	12.0	50	85.0	35.0	85.0	17.8	20.0	100	7.0	0.23	50000
	S12	1	1	2	830-S12A20069F	.787	.472	1.969	3.346	1.378	3.346	.701	.787	1450			
	S12	1	1	2	830-S12A20130F	.787	.472	1.969	4.665	2.697	4.665	.701	.787	1450			
	S14	1	1	1	830-S14A20070F	.787	.472	1.969	7.067	5.098	7.067	.701	.787	1450			
	S14	1	1	1	830-S14A20131F	.787	.472	1.969	4.705	4.705		.807		1450			
	S14	1	1	1	830-S14A20131F	.787	.472	1.969	180.5	180.5		20.5		100	7.0	0.44	50000
	S14	1	1	1	830-S14A20131F	.787	.472	1.969	7.106	7.106		.807		1450			
25.0	S16	1	1	2	830-S16A25090F	25.0	16.0	60	150.0	90.0	150.0	23.2	25.0	100	12.0	0.55	50000
	S16	1	1	2	830-S16A25151F	.984	.630	2.362	5.906	3.543	5.906	.913	.984	1450			
	S16	1	1	2	830-S16A25151F	.984	.630	2.362	211.0	151.0	211.0	23.2	25.0	100	12.0	0.70	50000
	S20	1	1	1	830-S20A25089F	.984	.630	2.362	8.307	5.945	8.307	.913	.984	1450			
	S20	1	1	1	830-S20A25089F	.984	.630	2.362	149.0	149.0		29.3		100	12.0	0.64	50000
	S20	1	1	1	830-S20A25150F	.984	.630	2.362	5.866	5.866		1.154		1450			
	S20	1	1	1	830-S20A25150F	.984	.630	2.362	210.0	210.0		29.3		100	12.0	1.03	50000
	S20	1	1	1	830-S20A25150F	.984	.630	2.362	8.268	8.268		1.154		1450			

Acessórios

Para diâmetro do alargador



mm	polegadas	Chave para cabeça (mm)	Tirante de tração com refrigeração	Tirante de tração sem refrigeração
10-19.05	.750-709	3021 010-040 (4.0)	5519 107-01	5519 106-01
20-23	.787-906	3021 010-040 (4.0)	-	5519 106-01
24-31.75	.945-1.250	3021 010-050 (5.0)	-	5519 106-02

Os acessórios devem ser pedidos separadamente.



E9



E28

Dados de corte para CoroReamer™ 435

Valores métricos

CoroReamer™ 435 -XF				Ø mm						
ISO	Nº MC	Material	N/mm²	Dados da aplicação	< 5.00	5.00 - 6.20	6.20 - 8.00	8.00 - 12.00	12.00 - 16.00	16.00 - 20.00
P	P1.1.Z.AN	Aços sem liga C=0,10-0,25%	428	v_c /min	30					
				f_r mm/rot Sobremetal	0.15	0.18	0.20	0.20	0.30	0.30
	P1.2.Z.AN	Endurecidos e temperados	639	v_c /min	30					
				f_r mm/rot Sobremetal	0.15	0.18	0.20	0.20	0.30	0.30
	P1.2.Z.AN	C = 0,25-0,55%	639	v_c /min	30					
				f_r mm/rot Sobremetal	0.15	0.18	0.20	0.20	0.30	0.30
	P1.2.Z.HT		708	v_c /min	30					
				f_r mm/rot Sobremetal	0.15	0.18	0.20	0.20	0.30	0.30
	P1.3.Z.AN	C = 0,55-0,80%	639	v_c /min	30					
				f_r mm/rot Sobremetal	0.15	0.18	0.20	0.20	0.30	0.30
	P1.3.Z.HT		991	v_c /min	20					
				f_r mm/rot Sobremetal	0.15	0.18	0.20	0.20	0.30	0.30
	P2.1.Z.AN	Aços baixa-liga Não endurecidos	591	v_c /min	30					
				f_r mm/rot Sobremetal	0.15	0.18	0.20	0.20	0.30	0.30
P2.2.Z.AN	Recozidos	811	v_c /min	20						
			f_r mm/rot Sobremetal	0.15	0.18	0.20	0.20	0.30	0.30	
P2.3.Z.AN		867	v_c /min	20						
			f_r mm/rot Sobremetal	0.15	0.18	0.20	0.20	0.30	0.30	
P2.5.Z.HT	Endurecidos e temperados	961	v_c /min	15						
			f_r mm/rot Sobremetal	0.15	0.18	0.20	0.20	0.30	0.30	
P1.5.C.UT	Aços fundidos Sem liga	503	v_c /min	30						
			f_r mm/rot Sobremetal	0.15	0.18	0.20	0.20	0.30	0.30	
P2.6.C.UT	Baixa-liga (elementos de liga ≤ 5%)	674	v_c /min	20						
			f_r mm/rot Sobremetal	0.15	0.18	0.20	0.20	0.30	0.30	
P3.0.Z.AN	Aços alta-liga Recozidos	674	v_c /min	20						
			f_r mm/rot Sobremetal	0.15	0.18	0.20	0.20	0.30	0.30	
P3.0.Z.HT		1282	v_c /min	15						
			f_r mm/rot Sobremetal	0.15	0.18	0.20	0.20	0.30	0.30	
P3.1.Z.AN	Recozidos HSS	839	v_c /min	20						
			f_r mm/rot Sobremetal	0.15	0.18	0.20	0.20	0.30	0.30	
P5.0.Z.HT		1114	v_c /min	15						
			f_r mm/rot Sobremetal	0.15	0.18	0.20	0.20	0.30	0.30	
P5.0.Z.PH		503	v_c /min	30						
			f_r mm/rot Sobremetal	0.15	0.18	0.20	0.20	0.30	0.30	

Dados de corte para CoroReamer™ 435

Valores em polegadas

CoroReamer™ 435 -XF				Ø polegadas						
ISO	Nº MC	Material	N/mm²	Dados da aplicação	< .197	.197 - .244	.244 - .315	.315 - .472	.472 - .630	.630 - .787
P	Aços sem liga									
	P1.1.ZAN	C=0,10-0,25%	428	v_c pés/min f_r pol./rot. Sobremetal			98			
					.006	.007	.008	.008	.012	.012
					.004	.004	.008	.008	.008	.012
	P1.2.ZAN	Endurecidos e temperados	639	v_c pés/min f_r pol./rot. Sobremetal			98			
					.006	.007	.008	.008	.012	.012
					.004	.004	.008	.008	.008	.012
	P1.2.ZAN	C = 0,25-0,55%	639	v_c pés/min f_r pol./rot. Sobremetal			98			
					.006	.007	.008	.008	.012	.012
					.004	.004	.008	.008	.008	.012
	P1.2.Z.HT		708	v_c pés/min f_r pol./rot. Sobremetal			98			
					.006	.007	.008	.008	.012	.012
					.004	.004	.008	.008	.008	.012
	P1.3.ZAN	C = 0,55-0,80%	639	v_c pés/min f_r pol./rot. Sobremetal			98			
				.006	.007	.008	.008	.012	.012	
				.004	.004	.008	.008	.008	.012	
P1.3.Z.HT		991	v_c pés/min f_r pol./rot. Sobremetal			66				
				.006	.007	.008	.008	.012	.012	
				.004	.004	.008	.008	.008	.012	
Aços baixa-liga										
P2.1.ZAN	Não endurecidos	591	v_c pés/min f_r pol./rot. Sobremetal			98				
				.006	.007	.008	.008	.012	.012	
				.004	.004	.008	.008	.008	.012	
P2.2.ZAN	Recozidos	811	v_c pés/min f_r pol./rot. Sobremetal			66				
				.006	.007	.008	.008	.012	.012	
				.004	.004	.008	.008	.008	.012	
P2.3.ZAN		867	v_c pés/min f_r pol./rot. Sobremetal			66				
				.006	.007	.008	.008	.012	.012	
				.004	.004	.008	.008	.008	.012	
P2.5.Z.HT	Endurecidos e temperados	961	v_c pés/min f_r pol./rot. Sobremetal			49				
				.006	.007	.008	.008	.012	.012	
				.004	.004	.008	.008	.008	.012	
Aços fundidos										
P1.5.C.UT	Sem liga	503	v_c pés/min f_r pol./rot. Sobremetal			98				
				.006	.007	.008	.008	.012	.012	
				.004	.004	.008	.008	.008	.012	
P2.6.C.UT	Baixa-liga (elementos de liga ≤ 5%)	674	v_c pés/min f_r pol./rot. Sobremetal			66				
				.006	.007	.008	.008	.012	.012	
				.004	.004	.008	.008	.008	.012	
Aços alta-liga										
P3.0.ZAN	Recozidos	674	v_c pés/min f_r pol./rot. Sobremetal			66				
				.006	.007	.008	.008	.012	.012	
				.004	.004	.008	.008	.008	.012	
P3.0.Z.HT		1282	v_c pés/min f_r pol./rot. Sobremetal			49				
				.006	.007	.008	.008	.012	.012	
				.004	.004	.008	.008	.008	.012	
P3.1.ZAN	Recozidos HSS	839	v_c pés/min f_r pol./rot. Sobremetal			66				
				.006	.007	.008	.008	.012	.012	
				.004	.004	.008	.008	.008	.012	
P5.0.Z.HT		1114	v_c pés/min f_r pol./rot. Sobremetal			49				
				.006	.007	.008	.008	.012	.012	
				.004	.004	.008	.008	.008	.012	
P5.0.Z.PH		503	v_c pés/min f_r pol./rot. Sobremetal			98				
				.006	.007	.008	.008	.012	.012	
				.004	.004	.008	.008	.008	.012	

B

C

D

E

Dados de corte para CoroReamer™ 435

Valores métricos

CoroReamer™ 435 -XF				Ø mm							
ISO	Nº MC	Material	N/mm²	Dados da aplicação	< 5.00	5.00 - 6.20	6.20 - 8.00	8.00 - 12.00	12.00 - 16.00	16.00 - 20.00	
K	Ferros fundidos maleáveis										
	K1.1.C.NS	Ferros fundidos maleáveis	428	v_c m/min f_r mm/rot Sobremetal				30			
					0.15	0.18	0.20	0.20	0.25	0.30	
					0.10	0.10	0.20	0.20	0.20	0.30	
	Ferros fundidos cinzentos										
	K2.1.C.UT	Baixa resistência à tensão	639	v_c m/min f_r mm/rot Sobremetal				30	0.20	0.25	0.30
					0.15	0.18	0.20	0.20	0.20	0.30	
					0.10	0.10	0.20	0.20	0.20	0.30	
	K2.2.C.UT	Alta resistência à tensão	639	v_c m/min f_r mm/rot Sobremetal				30	0.20	0.25	0.30
					0.15	0.18	0.20	0.20	0.20	0.30	
					0.10	0.10	0.20	0.20	0.20	0.30	
	K2.3.C.UT		708	v_c m/min f_r mm/rot Sobremetal				30	0.20	0.25	0.30
					0.15	0.18	0.20	0.20	0.20	0.30	
					0.10	0.10	0.20	0.20	0.20	0.30	
	Ferros fundidos nodulares										
K3.1.C.UT	Ferros fundidos nodulares	639	v_c m/min f_r mm/rot Sobremetal				20	0.20	0.25	0.30	
				0.15	0.18	0.20	0.20	0.20	0.20	0.30	
				0.10	0.10	0.20	0.20	0.20	0.20	0.30	
K3.2.C.UT	Ferros fundidos nodulares	991	v_c m/min f_r mm/rot Sobremetal				20	0.20	0.25	0.30	
				0.15	0.18	0.20	0.20	0.20	0.20	0.30	
				0.10	0.10	0.20	0.20	0.20	0.20	0.30	
K3.3.C.UT	Ferros fundidos nodulares	503	v_c m/min f_r mm/rot Sobremetal				20	0.20	0.25	0.30	
				0.15	0.18	0.20	0.20	0.20	0.20	0.30	
				0.10	0.10	0.20	0.20	0.20	0.20	0.30	
K3.5.C.UT	Ferros fundidos nodulares	591	v_c m/min f_r mm/rot Sobremetal				20	0.20	0.25	0.30	
				0.15	0.18	0.20	0.20	0.20	0.20	0.30	
				0.10	0.10	0.20	0.20	0.20	0.20	0.30	
N	Ligas de alumínio										
	N1.2.Z.UT	Ligas de alumínio	400	v_c m/min f_r mm/rot Sobremetal				50	0.20	0.25	0.30
					0.15	0.18	0.20	0.20	0.20	0.20	0.30
					0.10	0.10	0.15	0.20	0.20	0.30	
	N1.2.Z.AG	Ligas de alumínio	650	v_c m/min f_r mm/rot Sobremetal				50	0.20	0.25	0.30
					0.15	0.18	0.20	0.20	0.20	0.20	0.30
					0.10	0.10	0.15	0.20	0.20	0.30	
	N1.3.C.UT	Ligas de alumínio	600	v_c m/min f_r mm/rot Sobremetal				50	0.20	0.25	0.30
					0.15	0.18	0.20	0.20	0.20	0.20	0.30
					0.10	0.10	0.15	0.20	0.20	0.20	0.30
N1.3.C.AG	Ligas de alumínio	700	v_c m/min f_r mm/rot Sobremetal				50	0.20	0.25	0.30	
				0.15	0.18	0.20	0.20	0.20	0.20	0.30	
				0.10	0.10	0.15	0.20	0.20	0.20	0.30	
N1.4.C.NS	Ligas de alumínio	700	v_c m/min f_r mm/rot Sobremetal				30	0.20	0.20	0.30	
				0.15	0.15	0.15	0.20	0.20	0.20	0.30	
				0.10	0.10	0.20	0.20	0.20	0.20	0.30	
Ligas à base de cobre											
N3.3.U.UT	Ligas à base de cobre	550	v_c m/min f_r mm/rot Sobremetal				50	0.20	0.25	0.30	
				0.15	0.18	0.20	0.20	0.20	0.20	0.30	
				0.10	0.10	0.15	0.20	0.20	0.20	0.30	
N3.1.U.UT	Ligas de cobre sem chumbo (incl. cobre eletrolítico)	1350	v_c m/min f_r mm/rot Sobremetal				50	0.20	0.25	0.30	
				0.15	0.18	0.20	0.20	0.20	0.20	0.30	
				0.10	0.10	0.15	0.20	0.20	0.20	0.30	
O	Plásticos										
								40	0.35	0.35	0.40
					0.15	0.15	0.15	0.20	0.20	0.20	0.30

Dados de corte para CoroReamer™ 435

Valores em polegadas

CoroReamer™ 435 -XF				Ø polegadas						
ISO	Nº MC	Material	N/mm²	Dados da aplicação	< .197	.197 - .244	.244 - .315	.315 - .472	.472 - .630	.630 - .787
K	Ferros fundidos maleáveis				98					
	K1.1.C.NS	Ferríticos Perlíticos	428	v_c pés/min	.006	.007	.008	.008	.010	.012
				f_r pol./rot.	.004	.004	.008	.008	.008	.012
				Sobremetal						
	Ferros fundidos cinzentos									
	K2.1.C.UT	Baixa resistência à tensão	639	v_c pés/min	.006	.007	.008	.008	.010	.012
				f_r pol./rot.	.004	.004	.008	.008	.008	.012
				Sobremetal						
	K2.2.C.UT	Alta resistência à tensão	639	v_c pés/min	.006	.007	.008	.008	.010	.012
				f_r pol./rot.	.004	.004	.008	.008	.008	.012
				Sobremetal						
	K2.3.C.UT		708	v_c pés/min	.006	.007	.008	.008	.010	.012
				f_r pol./rot.	.004	.004	.008	.008	.008	.012
				Sobremetal						
	Ferros fundidos nodulares									
K3.1.C.UT	Ferríticos	639	v_c pés/min	.006	.007	.008	.008	.010	.012	
			f_r pol./rot.	.004	.004	.008	.008	.008	.012	
			Sobremetal							
K3.2.C.UT	Perlíticos	991	v_c pés/min	.006	.007	.008	.008	.010	.012	
			f_r pol./rot.	.004	.004	.008	.008	.008	.012	
			Sobremetal							
K3.3.C.UT	Perlíticos	503	v_c pés/min	.006	.007	.008	.008	.010	.012	
			f_r pol./rot.	.004	.004	.008	.008	.008	.012	
			Sobremetal							
K3.5.C.UT		591	v_c pés/min	.006	.007	.008	.008	.010	.012	
			f_r pol./rot.	.004	.004	.008	.008	.008	.012	
			Sobremetal							
N	Ligas de alumínio									
	N1.2.Z.UT	Forjadas ou forjadas e trabalhadas a frio, não envelhecidas	400	v_c pés/min	.006	.007	.008	.008	.010	.012
				f_r pol./rot.	.004	.004	.006	.008	.008	.012
				Sobremetal						
	N1.2.Z.AG	Forjadas ou forjadas e envelhecidas	650	v_c pés/min	.006	.007	.008	.008	.010	.012
				f_r pol./rot.	.004	.004	.006	.008	.008	.012
				Sobremetal						
	N1.3.C.UT	Fundidos, não envelhecidos	600	v_c pés/min	.006	.007	.008	.008	.010	.012
				f_r pol./rot.	.004	.004	.006	.008	.008	.012
				Sobremetal						
	N1.3.C.AG	Fundidos ou fundidos e envelhecidos	700	v_c pés/min	.006	.007	.008	.008	.010	.012
				f_r pol./rot.	.004	.004	.006	.008	.008	.012
				Sobremetal						
	N1.4.C.NS	Ligas fundidas AISI, Si ≥ 13%	700	v_c pés/min	.006	.006	.006	.008	.008	.012
				f_r pol./rot.	.004	.004	.008	.008	.008	.012
Sobremetal										
Ligas à base de cobre										
N3.3.U.UT	Ligas à base de cobre de corte livre (Pb>1%)	550	v_c pés/min	.006	.007	.008	.008	.010	.012	
			f_r pol./rot.	.004	.004	.006	.008	.008	.012	
			Sobremetal							
N3.1.U.UT	Ligas de cobre sem chumbo (incl. cobre eletrolítico)	1350	v_c pés/min	.006	.007	.008	.008	.010	.012	
			f_r pol./rot.	.004	.004	.006	.008	.008	.012	
			Sobremetal							
O	Plásticos									
				v_c pés/min	.006	.006	.006	.014	.014	.016
				f_r pol./rot.	.006	.006	.008	.008	.008	.012

B

C

D

E

Dados de corte para Alargador 830

Valores métricos

ISO	CMC	Material	Dureza Brinell	Classe	Velocidade de corte	Avanço	Profundidade radial de corte
			HB		V_c m/min	f_z mm/pastilha	a_p mm
P	01.1 01.2 01.3 01.4	Aços sem liga		P10R	150-200	0.15-0.25	0.1-0.3
		Não endurecidos 0,10-0,25% C					
		Não endurecidos 0,25-0,55% C					
		Não endurecidos 0,55-0,80% C					
	Aços-ferramenta alto carbono e carbono						
	Aços baixa-liga		P10R	110-180	0.15-0.25	0.1-0.3	
Não endurecidos							
Endurecidos e temperados		P10R	140-180	0.15-0.25	0.1-0.3		
Aços fundidos							
Sem liga		P10R	100-150	0.15-0.25	0.1-0.3		
Baixa liga							
K	07.2	Ferros fundidos maleáveis		P10R	150-200	0.15-0.25	0.1-0.3
		Perlíticos					
	Ferros fundidos nodulares		P10R	110-190	0.15-0.25	0.1-0.3	
Perlíticos							

Valores em polegadas

ISO	CMC	Material	Dureza Brinell	Classe	Velocidade de corte	Avanço	Profundidade radial de corte
			HB		V_c ft/min	f_z polegada/pastilha	a_p polegadas
P	01.1 01.2 01.3 01.4	Aços sem liga		P10R	490-650	.006-.010	.004-.012
		Não endurecidos 0,10-0,25% C					
		Não endurecidos 0,25-0,55% C					
		Não endurecidos 0,55-0,80% C					
	Aços-ferramenta alto carbono e carbono						
	Aços baixa-liga		P10R	360-590	.006-.010	.004-.012	
Não endurecidos							
Endurecidos e temperados		P10R	460-590	.006-.010	.004-.012		
Aços fundidos							
Sem liga		P10R	330-490	.006-.010	.004-.012		
Baixa liga							
K	07.2	Ferros fundidos maleáveis		P10R	490-650	.006-.010	.004-.012
		Perlíticos					
	Ferros fundidos nodulares		P10R	360-620	.006-.010	.004-.012	
Perlíticos							

Dados de corte para CoroReamer™ 835

Valores métricos

CoroReamer™ 835 - PF				Ø mm						
ISO	Nº MC	Material	N/mm²	Dados da aplicação	< 5.00	5.00 - 6.20	6.20 - 8.00	8.00 - 12.00	12.00 - 16.00	16.00 - 20.00
P	Aços sem liga				180					
	P1.1.Z.AN	C=0,10-0,25%	428	v_c /min f_r mm/rot Sobremetal	0.20 0.10	0.30 0.10	0.50 0.10	0.80 0.15	1.10 0.20	1.50 0.20
	P1.2.Z.AN	Endurecidos e temperados	639	v_c /min f_r mm/rot Sobremetal	0.20 0.10	0.30 0.10	0.50 0.10	0.80 0.15	1.10 0.20	1.50 0.20
	P1.2.Z.AN	C = 0,25-0,55%	639	v_c /min f_r mm/rot Sobremetal	0.20 0.10	0.30 0.10	0.50 0.10	0.80 0.15	1.10 0.20	1.50 0.20
	P1.2.Z.HT		708	v_c /min f_r mm/rot Sobremetal	0.20 0.10	0.30 0.10	0.50 0.10	0.80 0.15	1.10 0.20	1.50 0.20
	P1.3.Z.AN	C = 0,55-0,80%	639	v_c /min f_r mm/rot Sobremetal	0.20 0.10	0.30 0.10	0.50 0.10	0.80 0.15	1.10 0.20	1.50 0.20
	P1.3.Z.HT		991	v_c /min f_r mm/rot Sobremetal	0.20 0.10	0.30 0.10	0.50 0.10	0.80 0.15	1.10 0.20	1.50 0.20
	Aços baixa-liga				180					
	P2.1.Z.AN	Não endurecidos	591	v_c /min f_r mm/rot Sobremetal	0.20 0.10	0.30 0.10	0.50 0.10	0.80 0.15	1.10 0.20	1.50 0.20
	P2.2.Z.AN	Recozidos	811	v_c /min f_r mm/rot Sobremetal	0.20 0.10	0.30 0.10	0.50 0.10	0.80 0.15	1.10 0.20	1.50 0.20
	P2.3.Z.AN		867	v_c /min f_r mm/rot Sobremetal	0.20 0.10	0.30 0.10	0.50 0.10	0.80 0.15	1.10 0.20	1.50 0.20
	P2.5.Z.HT	Endurecidos e temperados	961	v_c /min f_r mm/rot Sobremetal	0.20 0.10	0.30 0.10	0.50 0.10	0.80 0.15	1.10 0.20	1.50 0.20
	Aços fundidos				180					
	P1.5.C.UT	Sem liga	503	v_c /min f_r mm/rot Sobremetal	0.20 0.10	0.30 0.10	0.50 0.10	0.80 0.15	1.10 0.20	1.50 0.20
P2.6.C.UT	Baixa-liga (elementos de liga ≤ 5%)	674	v_c /min f_r mm/rot Sobremetal	0.20 0.10	0.30 0.10	0.50 0.10	0.80 0.15	1.10 0.20	1.50 0.20	
Aços alta-liga				180						
P3.0.Z.AN	Recozidos	674	v_c /min f_r mm/rot Sobremetal	0.20 0.10	0.30 0.10	0.50 0.10	0.80 0.15	1.10 0.20	1.50 0.20	
P3.0.Z.HT		1282	v_c /min f_r mm/rot Sobremetal	0.20 0.10	0.30 0.10	0.50 0.10	0.80 0.15	1.10 0.20	1.50 0.20	
P3.1.Z.AN	Recozidos HSS	839	v_c /min f_r mm/rot Sobremetal	0.20 0.10	0.30 0.10	0.50 0.10	0.80 0.15	1.10 0.20	1.50 0.20	
P5.0.Z.HT		1114	v_c /min f_r mm/rot Sobremetal	0.20 0.10	0.30 0.10	0.50 0.10	0.80 0.15	1.10 0.20	1.50 0.20	

Dados de corte para CoroReamer™ 835

Valores em polegadas

CoroReamer™ 835 - PF					Ø polegadas						
ISO	Nº MC	Material	N/mm²	Dados da aplicação	< .197	.197 - .244	.244 - .315	.315 - .472	.472 - .630	.630 - .787	
P	Aços sem liga										
	P1.1.Z.AN	C=0,10-0,25%	428	v _c pés/min f _p pol./rot. Sobremetal	.008 .004	.012 .004	.020 .004	.031 .006	.043 .008	.059 .008	
	P1.1.Z.AN	Endurecidos e temperados	639	v _c pés/min f _p pol./rot. Sobremetal	.008 .004	.012 .004	.020 .004	.031 .006	.043 .008	.059 .008	
	P1.2.Z.AN	C = 0,25-0,55%	639	v _c pés/min f _p pol./rot. Sobremetal	.008 .004	.012 .004	.020 .004	.031 .006	.043 .008	.059 .008	
	P1.2.Z.HT		708	v _c pés/min f _p pol./rot. Sobremetal	.008 .004	.012 .004	.020 .004	.031 .006	.043 .008	.059 .008	
	P1.3.Z.AN	C = 0,55-0,80%	639	v _c pés/min f _p pol./rot. Sobremetal	.008 .004	.012 .004	.020 .004	.031 .006	.043 .008	.059 .008	
	P1.3.Z.HT		991	v _c pés/min f _p pol./rot. Sobremetal	.008 .004	.012 .004	.020 .004	.031 .006	.043 .008	.059 .008	
	Aços baixa-liga										
	P2.1.Z.AN	Não endurecidos	591	v _c pés/min f _p pol./rot. Sobremetal	.008 .004	.012 .004	.020 .004	.031 .006	.043 .008	.059 .008	
	P2.2.Z.AN	Recozidos	811	v _c pés/min f _p pol./rot. Sobremetal	.008 .004	.012 .004	.020 .004	.031 .006	.043 .008	.059 .008	
	P2.3.Z.AN		867	v _c pés/min f _p pol./rot. Sobremetal	.008 .004	.012 .004	.020 .004	.031 .006	.043 .008	.059 .008	
	P2.5.Z.HT	Endurecidos e temperados	961	v _c pés/min f _p pol./rot. Sobremetal	.008 .004	.012 .004	.020 .004	.031 .006	.043 .008	.059 .008	
Aços fundidos											
P1.5.C.UT	Sem liga	503	v _c pés/min f _p pol./rot. Sobremetal	.008 .004	.012 .004	.020 .004	.031 .006	.043 .008	.059 .008		
P2.6.C.UT	Baixa-liga (elementos de liga ≤ 5%)	674	v _c pés/min f _p pol./rot. Sobremetal	.008 .004	.012 .004	.020 .004	.031 .006	.043 .008	.059 .008		
Aços alta-liga											
P3.0.Z.AN	Recozidos	674	v _c pés/min f _p pol./rot. Sobremetal	.008 .004	.012 .004	.020 .004	.031 .006	.043 .008	.059 .008		
P3.0.Z.HT		1282	v _c pés/min f _p pol./rot. Sobremetal	.008 .004	.012 .004	.020 .004	.031 .006	.043 .008	.059 .008		
P3.1.Z.AN	Recozidos HSS	839	v _c pés/min f _p pol./rot. Sobremetal	.008 .004	.012 .004	.020 .004	.031 .006	.043 .008	.059 .008		
P5.0.Z.HT		1114	v _c pés/min f _p pol./rot. Sobremetal	.008 .004	.012 .004	.020 .004	.031 .006	.043 .008	.059 .008		

Dados de corte para CoroReamer™ 835

Valores métricos

CoroReamer™ 835 - PF					Ø mm						
ISO	N° MC	Material	N/mm²	Dados da aplicação	< 5.00	5.00 - 6.20	6.20 - 8.00	8.00 - 12.00	12.00 - 16.00	16.00 - 20.00	
K	K1.1.C.NS	Ferros fundidos maleáveis	428	v_c m/min	90						
		Ferríticos Perlíticos		f_t mm/rot	0.30	0.40	0.60	1.00	1.30	1.80	
		Sobremetal		0.10	0.10	0.15	0.20	0.20	0.30		
	K2.1.C.UT	Baixa resistência à tensão	639	v_c m/min	110						
				f_t mm/rot	0.30	0.40	0.60	1.00	1.30	1.80	
	K2.2.C.UT	Alta resistência à tensão	639	Sobremetal	0.10	0.10	0.15	0.20	0.20	0.30	
				v_c m/min	150						
	K2.3.C.UT		708	f_t mm/rot	0.30	0.40	0.60	1.00	1.30	1.80	
				Sobremetal	0.10	0.10	0.15	0.20	0.20	0.30	
	K3.1.C.UT	Ferríticos	639	v_c m/min	90						
				f_t mm/rot	0.30	0.40	0.60	1.00	1.30	1.80	
				Sobremetal	0.10	0.10	0.15	0.20	0.20	0.30	
		K3.2.C.UT	Perlíticos	991	v_c m/min	90					
					f_t mm/rot	0.30	0.40	0.60	1.00	1.30	1.80
					Sobremetal	0.10	0.10	0.15	0.20	0.20	0.30
K3.3.C.UT		Perlíticos	503	v_c m/min	90						
				f_t mm/rot	0.30	0.40	0.60	1.00	1.30	1.80	
				Sobremetal	0.10	0.10	0.15	0.20	0.20	0.30	
K3.5.C.UT		591	v_c m/min	90							
			f_t mm/rot	0.30	0.40	0.60	1.00	1.30	1.80		
			Sobremetal	0.10	0.10	0.15	0.20	0.20	0.30		

Valores em polegadas

CoroReamer™ 835 - PF					Ø polegadas						
ISO	N° MC	Material	N/mm²	Dados da aplicação	< .197	.197 - .244	.244 - .315	.315 - .472	.472 - .630	.630 - .787	
K	K1.1.C.NS	Ferros fundidos maleáveis	428	v_c pés/min	295						
		Ferríticos Perlíticos		f_t pol./rot.	.012	.016	.024	.039	.051	.071	
		Sobremetal		.004	.004	.006	.008	.008	.012		
	K2.1.C.UT	Baixa resistência à tensão	639	v_c pés/min	361						
				f_t pol./rot.	.012	.016	.024	.039	.051	.071	
	K2.2.C.UT	Alta resistência à tensão	639	Sobremetal	.004	.004	.006	.008	.008	.012	
				v_c pés/min	492						
	K2.3.C.UT		708	f_t pol./rot.	.012	.016	.024	.039	.051	.071	
				Sobremetal	.004	.004	.006	.008	.008	.012	
	K3.1.C.UT	Ferríticos	639	v_c pés/min	295						
				f_t pol./rot.	.012	.016	.024	.039	.051	.071	
				Sobremetal	.004	.004	.006	.008	.008	.012	
		K3.2.C.UT	Perlíticos	991	v_c pés/min	295					
					f_t pol./rot.	.012	.016	.024	.039	.051	.071
					Sobremetal	.004	.004	.006	.008	.008	.012
K3.3.C.UT		Perlíticos	503	v_c pés/min	295						
				f_t pol./rot.	.012	.016	.024	.039	.051	.071	
				Sobremetal	.004	.004	.006	.008	.008	.012	
K3.5.C.UT		591	v_c pés/min	295							
			f_t pol./rot.	.012	.016	.024	.039	.051	.071		
			Sobremetal	.004	.004	.006	.008	.008	.012		

Dados de corte para CoroReamer™ 835

Valores métricos

CoroReamer™ 835 - MF					Ø mm					
ISO	N° MC	Material	N/mm²	Dados da aplicação	< 5.00	5.00 - 6.20	6.20 - 8.00	8.00 - 12.00	12.00 - 16.00	16.00 - 20.00
P	P5.0.Z.PH	Aços sem liga	503	v_c m/min	30					
				f_r mm/rot Sobremetal	0.10 0.05	0.15 0.10	0.30 0.10	0.40 0.10	0.50 0.20	0.60 0.20
M	M1.0.Z.AQ	Austeníticos	811	v_c m/min	40					
				f_r mm/rot Sobremetal	0.10 0.05	0.15 0.10	0.30 0.10	0.40 0.10	0.50 0.20	0.60 0.20
	M2.0.Z.AQ	Super austeníticos	961	v_c m/min	40					
				f_r mm/rot Sobremetal	0.10 0.05	0.15 0.10	0.30 0.10	0.40 0.10	0.50 0.20	0.60 0.20
	M3.1.Z.AQ		674	v_c m/min	30					
				f_r mm/rot Sobremetal	0.10 0.05	0.15 0.10	0.30 0.10	0.40 0.10	0.50 0.20	0.60 0.20
	M3.2.Z.AQ	Duplex (austeníticos/ferríticos)	674	v_c m/min	30					
				f_r mm/rot Sobremetal	0.10 0.05	0.15 0.10	0.30 0.10	0.40 0.10	0.50 0.20	0.60 0.20
	M1.0.C.UT		674	v_c m/min	40					
				f_r mm/rot Sobremetal	0.10 0.05	0.15 0.10	0.30 0.10	0.40 0.10	0.50 0.20	0.60 0.20
M2.0.C.AQ		674	v_c m/min	40						
			f_r mm/rot Sobremetal	0.10 0.05	0.15 0.10	0.30 0.10	0.40 0.10	0.50 0.20	0.60 0.20	
M3.1.C.AQ		1114	v_c m/min	30						
			f_r mm/rot Sobremetal	0.20 0.10	0.30 0.10	0.50 0.10	0.80 0.15	1.10 0.20	1.50 0.20	






Valores em polegadas






CoroReamer™ 835 - MF					Ø mm					
ISO	N° MC	Material	N/mm²	Dados da aplicação	< .197	.197 - .244	.244 - .315	.315 - .472	.472 - .630	.630 - .787
P	P5.0.Z.PH	Aços sem liga	503	v_c pés/min	98					
				f_r pol./rot. Sobremetal	.004 .002	.006 .004	.012 .004	.016 .004	.020 .008	.024 .008
M	M1.0.Z.AQ	Austeníticos	811	v_c pés/min	131					
				f_r pol./rot. Sobremetal	.004 .002	.006 .004	.012 .004	.016 .004	.020 .008	.024 .008
	M2.0.Z.AQ	Super austeníticos	961	v_c pés/min	131					
				f_r pol./rot. Sobremetal	.004 .002	.006 .004	.012 .004	.016 .004	.020 .008	.024 .008
	M3.1.Z.AQ		674	v_c pés/min	98					
				f_r pol./rot. Sobremetal	.004 .002	.006 .004	.012 .004	.016 .004	.020 .008	.024 .008
	M3.2.Z.AQ	Duplex (austeníticos/ferríticos)	674	v_c pés/min	98					
				f_r pol./rot. Sobremetal	.004 .002	.006 .004	.012 .004	.016 .004	.020 .008	.024 .008
	M1.0.C.UT		674	v_c pés/min	131					
				f_r pol./rot. Sobremetal	.004 .002	.006 .004	.012 .004	.016 .004	.020 .008	.024 .008
M2.0.C.AQ		674	v_c pés/min	131						
			f_r pol./rot. Sobremetal	.004 .002	.006 .004	.012 .004	.016 .004	.020 .008	.024 .008	
M3.1.C.AQ		1114	v_c pés/min	98						
			f_r pol./rot. Sobremetal	.008 .004	.012 .004	.020 .004	.031 .006	.043 .008	.059 .008	

Informações gerais

Soluções personalizadas	E2-E8
ISO 13399	E9
Fórmulas gerais	E12
Ifind	E13
Recondicionamento	E14
Conceito de Reciclagem Coromant (CRC)	E15
Informações sobre segurança	E16
Lista de referência cruzada de materiais	E17
Chaves de código CoroMill® Plura	E22
Fresamento de rosca com CoroMill® Plura	E26
CoroTap™	E27
Informações sobre refrigeração	E28
Índice alfanumérico	E29

Ferramentas inteiriças para fresamento personalizadas

	CoroMill® Plura - Versátil			CoroMill® Plura - Otimizada	
	Desbaste pesado	Desbaste médio	Fresa de topo Ball Nose para perfilamento	Fresamento pesado	Fresamento lateral com alto avanço
					
D _c mm	2-25.4	2-25.4	2-25.4	2-25.4	4-25.4
ZEFP	2/3/4	3	2/3/4	4/5	4
FHA	30/35	45	0/20/30/40/45/50/60	38/42	37
Haste	HA/HB	HA/HB	HA/HB/ILO	HA/HB	HA/HB
RE	0.4xDC	0.4xDC	N/A	0.4xDC	0.4xDC
CHW	0.2xDC	0.2xDC	N/A	0.15xDC	0.15xDC
KCH	30-60	30-60	N/A	40-50	40-50
APMX	5xDC	5xDC	-	6xDC	5xDC
Classe	H10F/1620/1630	H10F/1620/1630	H10F/1630/N20C	H10F/1720/1730/1740	1630/1720/1730/1740

	CoroMill® Plura - Otimizada				
	Fresamento lateral com alto avanço ISO S	Fresamento de várias operações estáveis	Fresamento de peças duras	Remoção de cavacos grandes	Desbaste com quebra-cavacos
					
D _c mm	4-38.1	2-32	2-20	2-25.4	5-32
ZEFP	4/5/6	3-8	2-8	2/3/4	3/8
FHA	42	30/50	0/20/30/40/45/50/55/60	25/30/45	20/30/40/45
Haste	HA/HB/ILO	HA/HB/ILO	HA/HB/ILO	HA/HB/RS	HA/HB/ILO
RE	0.4xDC	0.25XDC	0.495xDC	0.4xDC	0.495xDC
CHW	0.15xDC	0.2xDC	0.2xDC	0.2xDC	0.2xDC
KCH	40-50	20-60	20-60	15-60	20-60
APMX	4xDC	4xDC	5xDC	5xDC	5xDC
Classe	1745/1710	H10F/1610/1620/1630/1640/1725	H10F/1610/1620/1630/1640	H10F/1630/N20C	H10F/1610/1620/1630/1640

Ferramentas inteiriças para fresamento personalizadas

POR



CoroMill® Plura - Otimizada			
	Acabamento	Fresa de topo Ball Nose para perfilamento	Aplicações de usinagem de bordas
D_c mm	2-32	2-25.4	4.0 - 12.7
ZEFP	2/10	2-4	Depende da geometria
FHA	0/20/30/40/45/50/55/60	0/30/50/60	Depende da geometria
Haste	HA/HB/LO	HA/HB	SS
RE	0.495xDC	N/A	N/A
GHW	0.2xDC	N/A	N/A
KCH	20-60	N/A	N/A
APMX	5xDC	5xDC	5xDC
Classe	H10F/1610/1620/1630/1640	H10F/1620/1630	H10F/O10M/O10A/O12M

B

C

D

E

Ferramentas inteiriças para fresamento personalizadas

FOR

B



CoroMill® 316					
	Cabeça para fresamento pesado	Cabeça para fresamento de várias operações estáveis	Cabeça para faceamento com alto avanço	Cabeça para grande remoção de cavacos	Cabeça para desbaste com quebra-cavacos
D_c mm	0,6xDC-DC	0,6xDC-DC	Nominal DC	0,6xDC-DC	0,6xDC-DC
ZEP	4/5	3/4/5	3/4	3	4/5/6/8
FHA	38/42	50	50	45	40/45
Haste	EH	EH	EH	EH	EH
RE	0.4xDC	0.4xDC	0.4xDC	0.4xDC	0.4xDC
CHW	0.2xDC	0.2xDC	0.2xDC	0.2xDC	0.2xDC
KCH	40-50	40-50	40-50	40-50	40-50
APMX	0.55-1.2xDC	0.55-1-1.2-1.5XDC	0.55-1-1.2-1.5XDC	0.55-1-1.2-1.5XDC	0.55-1-1.2-1.5XDC
Classe	H10F/1630	H10F/1030/1620/1730	H10F/1030/1620/1730	H10F/1030/1620/1730	H10F/1030/1620/1730

C

D



CoroMill® 316				
	Cabeça para acabamento	Cabeça para chanframento	Cabeça para perfilamento	Fresamento lateral de alto avanço
D_c mm	0,6xDC-DC	Nominal DC	0,6xDC-DC	0,6xDC-DC
ZEP	6/8/10/12	4/6/8	2/4	6
FHA	50	0	40	42
Haste	EH	EH	EH	EH
RE	0.4xDC	0.4xDC	N/A	0.4xDC
CHW	0.2xDC	0.2xDC	N/A	0.2xDC
KCH	40-50	40-50	N/A	40-50
APMX	0.55-1-1.2-1.5XDC	0.55-1-1.2-1.5XDC	0,55-1-1,2-1,5XDC	0.5-1.5xDC
Classe	H10F/1030/1620/1730	H10F/1030/1620/1730	H10F/1030/1620/1730	1745

E

Brocas inteiriças de metal duro personalizadas

POR



	CoroDrill® 860-PM	CoroDrill® 860-MM	CoroDrill® 860-NM	CoroDrill® 860-SM	CoroDrill® 861-GP	CoroDrill® 861-GM	CoroDrill® 862-GM
Área de aplicação	Solução otimizada para aços	Solução otimizada para aços inoxidáveis	Solução otimizada para alumínio	Solução otimizada para HRSA	Pilot drill	Brocas para furos profundos em vários materiais	Solução otimizada com diâmetro pequeno
Área de aplicação ISO							
Diâmetro da broca	3.0 - 20.00	3.0 - 20.00	3.0 - 20.00	3.0 - 16.00	3.0 - 20.00	3.0 - 20.00	1.801 - 2.999
Profundidade do furo	<8 x Ø	<8 x Ø	<8 x Ø	<8 x Ø	<5 x Ø	<30 x Ø	<12 x Ø
Opções de tolerância	NÃO	SIM	SIM	SIM	NÃO	NÃO	SIM
Tipo de haste	HA, HE	HA, HE	HA, HE	HA, HE	HA	HA	HA
Com refrigeração	Interna e Externa	Interna	Interna e Externa	Interna e Externa	Interna	Interna	Interna
Tipo de broca	1, 2 & 3	1 & 2	1, 2 & 4	1, 2 & 3	1 & 2	1	1
Opções de cobertura	NÃO	NÃO	SIM	NÃO	NÃO	NÃO	NÃO
Chanfro de canto	NÃO	NÃO	NÃO	NÃO	NÃO	NÃO	NÃO
Raio de canto	NÃO	NÃO	NÃO	NÃO	NÃO	NÃO	NÃO
Opções de ângulo de ponta	NÃO	NÃO	NÃO	NÃO	NÃO	NÃO	NÃO
Guia	Simple	Simple	Simple	Simple	Simple	Dupla guia	Simple
Opções de arredondamento da aresta	NÃO	NÃO	NÃO	NÃO	NÃO	NÃO	NÃO
Polimento do canal	NÃO	NÃO	NÃO	NÃO	NÃO	Padrão	NÃO



B

C

D

E

Brocas inteiriças de metal duro personalizadas









CoroDrill® 860-GM	CoroDrill® 400	CoroDrill® 430	CoroDrill® 865	CoroDrill® 460-XM	Rock drill	CoroDrill® 452	CoroDrill® 863
							
Solução otimizada para múltiplos materiais	Canal reto para ISO-K	3 canais para ISO-K	Furos de óleo do virabrequim ISO-K & ISO-P	Solução versátil para múltiplos materiais	Solução otimizada ISO-H	Furação manual	Compósitos
P M K N S H	K	K	P K	P M K N S H	H	N S O	M N S O
3.0 - 20.00	3.0 - 25.00	3.0 - 25.00	3.0 - 10.00	3.0 - 25.00	7.0 - 20.00	2.0 - 12.7	4.0 - 11.2
<8 x Ø	<10 x Ø	<10 x Ø	<25 x Ø	<8 x Ø	<2 x Ø	<15 x Ø	<15 x Ø
SIM	SIM	SIM	NÃO	SIM	NÃO	NÃO	NÃO
HA, HE	HA & MQL	HA & MQL	HA MQL, comprimento MQL estendido	HA, HE, SS, RR, MQL	HA	SS	SS, HA, RR, RS, THA
Interna e Externa	Interna e Externa	Interna e Externa	Interna	Interna e Externa	Externa	Externa	Interno e externo
1, 2, 3, 4 & 5	1, 2, 3, 4, 5 & 6	1, 2, 4, 5 & 6	1	1, 2, 3, 4 & 5	1	1,4,6	1,4
NÃO	Padrão baseado na classe ISO-K	Padrão baseado na classe ISO-K	NÃO	TiAlN ^{top} , TiAlN, TiN	NÃO	NÃO	1220, N20C
SIM	SIM	SIM	NÃO	SIM	SIM	NÃO	NÃO
SIM	SIM	SIM	NÃO	SIM	SIM	NÃO	NÃO
118° - 150°	90° - 180°	110° - 180°	NÃO	90° - 180°	127°	NÃO	NÃO
Simple	Dupla	Simple	Dupla guia	Simple ou dupla	Simple	Simple ou dupla	Simple
NÃO	SIM	SIM	NÃO	NÃO	SIM	NÃO	NÃO
NÃO	SIM	SIM	Padrão	NÃO	SIM	NÃO	NÃO

Ferramentas personalizadas para rosqueamento com macho

POF



B

	CoroTap™ 100	CoroTap™ 200	CoroTap™ 300	CoroTap™ 400
				
Desenho do produto				
Substrato	HSS-E-PM/Inteiraça de metal duro	HSSE/HSS-E-PM	HSSE/HSS-E-PM	HSS-E-PM
Perfil da rosca	M,MF,UNC,UNF,UNJC,UNJF	M,MF,UNC,UNF,UN,UNEF,UNJC,UNJF,G	M,MF,UNC,UNF,UN,UNEF,UNJC,UNJF,G	M,MF,UNC,UNF,UN,UNEF,UNJC,UNJF,G
Tamanho da rosca	M8-M16 1/4-5/8	M6-M16 1/4-5/8	M6-M16 1/4-5/8	M2-M16 4-40-5/8
BSG	DIN371,DIN376,DIN/ANSI	DIN371,DIN376,DIN/ANSI,ISO,ANSI,JIS	DIN371,DIN376,DIN/ANSI,ISO,ANSI,JIS	DIN2174,ISO,ANSI,DIN-ANSI,JIS
FHA			15,40,45	
Número de canais	4/5	3/4	3/4	Dependendo do diâmetro da rosca
Direção de corte	Direita ou Esquerda	Direita ou Esquerda	Direita ou Esquerda	Direita ou Esquerda
THCHT	4H,6H,6G,4HX,6HX,2B,2BX,3B,3BX	4H,6H,6G,4HX,6HX,6GX,7H,7G,7GX,2B,2BX,3B,3BX	4H,6H,6G,4HX,6HX,6GX,7H,7G,7GX	4H,4HX,6H,6HX,6G,6GX,7G,7GX,7H,2B,2BX,3B,3BX
Grande/pequena	+/- 0.1 mm	+/- 0.1 mm	+/- 0.1 mm	+/- 0.1 mm
Tipo de chanfro	C,E,F	E,C,B,A	E,C,B,A	C,E,F,A,B
LF	Dependendo do desenho do macho	Dependendo do desenho do macho	Dependendo do desenho do macho	Dependendo do desenho do macho
THL	Dependendo do desenho do macho	Dependendo do desenho do macho	Dependendo do desenho do macho	Dependendo do desenho do macho
LU	Dependendo do desenho do macho	Dependendo do desenho do macho	Dependendo do desenho do macho	Dependendo do desenho do macho
Com refrigeração	Nenhum, axial, radial	Nenhum, axial, radial	Nenhum, axial, radial	Nenhum, axial, radial
Classe	D210,D215,E210	Cooltop,TIN,TICN,	Cooltop,TIN,TICN,	F125,F150,F115
Características adicionais	Chanfro traseiro como padrão	Chanfro traseiro, roscas interrompidas	Chanfro traseiro, roscas interrompidas	

C

D

E

Alargadores inteiriços de metal duro personalizados



	CoroReamer® 435	CoroReamer™ 835 -PF	CoroReamer™ 835
			
Área de aplicação	Soluções versáteis	Solução otimizada ISO-P	Solução otimizada para M, N, H e Titânio
Área de aplicação ISO			
Diâmetro da broca, mm	2.80 - 20.20	2.80 - 20.20	3.701 - 20.20
Tipo de furo	Furos passantes e cegos	Furos passantes e cegos	Furos passantes e cegos
Opções de tolerância do furo	SIM	SIM	SIM
Com refrigeração	Interna	Interna	Interna
Opções de cobertura	NÃO	NÃO	NÃO

Para facilitar a vida, uma nova norma foi desenvolvida

A ISO 13399 é uma norma internacional que simplifica a troca de dados para ferramentas de corte. Você observará uma diferença nos novos parâmetros e descrições de cada ferramenta.

Pela primeira vez, há uma maneira padronizada de descrever os dados de produtos referentes às ferramentas de corte disponíveis. Quando todas as ferramentas na indústria compartilham os mesmos parâmetros e definições, comunicar as informações das ferramentas entre os sistemas de software torna-se algo muito mais rápido.

O que isso significa para você?

Basicamente, significa que seus sistemas podem conversar com os nossos, pois falam a mesma língua. Baixe os dados do produto de nosso website e use-os diretamente em seu software CAD/CAM para montar as ferramentas que você usa na produção. Não há necessidade de procurar informações em catálogos e interpretar dados de um sistema para outro. Imagine quanto tempo você economizará!

Nome abreviado	Nome recomendado
ADJLN	Limite mínimo de ajuste
ADJLX	Limite máximo de ajuste
ADJRG	Faixa de ajuste
ALP	Ângulo de folga axial
AN	Ângulo de folga principal
ANN	Ângulo de folga menor
APMX	Profundidade de corte máxima
APMX_EFW	Profundidade de corte máxima - avanço final
APMX_FFW	Profundidade de corte máxima - avanço lateral
AZ	Profundidade máxima de mergulho
B	Largura da haste
BAWS	Ângulo do corpo - lado da peça
BAMS	Ângulo do corpo - lado da máquina
BBD	Balaceado pelo desenho
BBR	Balaceado por teste rotacional
BCH	Comprimento do chanfro de canto
BD	Diâmetro do corpo
BHTA	Ângulo do cone de transição
BN	Largura da fase frontal
BS	Comprimento da aresta alisadora
BSG	Norma
BSR	Raio da aresta alisadora
CDX	Ângulo da aresta transversal
CEMR	Raio da aresta de corte principal
CF	Chanfro
CHBA	Ângulo do chanfro no corpo
CHBL	Comprimento do chanfro do corpo
CHW	Largura do chanfro de canto
CICT	Número de cortes
CICT _E	Número de arestas de corte - posição final
CICT _P	Número de arestas de corte - posição periférica
CICT _S	Número de arestas de corte - posição lateral
CICT _T	Número de arestas de corte - total
CND	Diâmetro de entrada para refrigeração
CNSC	Código do tipo de entrada de refrigeração
CNT	Tamanho da rosca da entrada para refrigeração
COATING	Cobertura
CP	Pressão máx. de refrigeração
CRKS	Tamanho da rosca do tirante de tração
CRNT	Tamanho da rosca de entrada radial de refrigeração
CTPT	Tipo de operação
CUTDIA	Diâmetro máximo de corte da peça
CW	Largura de corte
CWN	Largura mínima de corte
CWTOLL	Menor tolerância da largura de corte
CWTOLU	Maior tolerância da largura de corte
CWX	Largura máxima de corte
CXSC	Código do tipo de saída para refrigeração
CZC	Código do tamanho da conexão
CZC _{MS}	Código do tamanho de conexão - lado da máquina
CZC _{WS}	Código do tamanho de conexão - lado da peça
D1	Diâmetro do furo de fixação
DAH	Diâmetro do furo de acesso
DAXIN	Diâmetro interno mínimo do canal axial

DAXN	Diâmetro externo mínimo do canal axial
DAXX	Diâmetro externo máximo do canal axial
DBC	Diâmetro do círculo para fixação
DC	Diâmetro de corte
DCB	Diâmetro do furo de conexão
DCBN	Diâmetro mínimo do furo de conexão
DCBX	Diâmetro máximo do furo de conexão
DCF	Diâmetro de corte da face de contato
DCIN	Diâmetro de corte interno
DCN	Diâmetro mínimo de corte
DCON	Diâmetro de conexão
DCON _{MS}	Diâmetro de conexão - lado da máquina
DCON _{WS}	Diâmetro de conexão - lado da peça
DCPS	Tamanho do alojamento para chip de dados.
DCSF _{MS}	Diâmetro da superfície de contato - lado da máquina
DCSF _{WS}	Diâmetro da superfície de contato - lado da peça
DCX	Diâmetro máximo de corte
DHUB	Diâmetro do cubo
DIX	Diâmetro máximo para interferência no trocador de ferramenta
DMIN	Diâmetro mínimo do furo
DMM	Diâmetro da haste
DN	Diâmetro do pescoço
DRVCT	Número de guias
DSGN	Desenho
EPSR	Ângulo da pastilha
FHA	Ângulo de hélice do canal
FLGT	Espessura da flange
FTDZ	Tamanho do diâmetro para rosca
H	Altura da haste
HA	Altura teórica da rosca
HB	Diferença de altura da rosca
HBH	Altura do offset da cabeça até o fundo
HC	Altura real da rosca
HF	Altura funcional
HRY	Menor ponto do plano de referência
HTB	Altura do corpo
HTH	Altura
IC	Diâmetro do círculo inscrito
INSL	Comprimento da pastilha
INSUC	Código de uso da pastilha
IZC	Código do tamanho da pastilha
KAPR	Ângulo da aresta de corte da ferramenta
KAPR_EFW	Ângulo da aresta de corte da ferramenta - avanço final
KCH	Chanfro de canto
KRINS	Ângulo da aresta de corte principal
KWW	Largura da chaveta
L	Comprimento da aresta de corte
LAMS	Ângulo de inclinação
LB	Comprimento do corpo
LCF	Comprimento do canal para cavacos
LCOX	Comprimento máximo de corte
LE	Comprimento efetivo da aresta de corte
LF	Comprimento útil
LFN	Comprimento útil mínimo
LH	Comprimento da cabeça
LPR	Comprimento de programação
LS	Comprimento da haste
LSC	Comprimento de fixação
LSCN	Comprimento mínimo de fixação
LSCS	Distância até o início da fixação
LSCX	Comprimento máximo de fixação
LSD	Comprimento da haste
LU	Comprimento útil (máx. recomendado)
LU_BFW	Comprimento útil - faceamento reverso
LUX	Comprimento máximo utilizável
MHD	Distância do furo de montagem
MIID	Identificação da pastilha padrão
MIID _E	Identificação da pastilha padrão - posição final
MIID _S	Identificação da pastilha padrão - posição lateral
MIID _C	Identificação da pastilha padrão - posição central
MIID _P	Identificação da pastilha padrão - posição periférica
MIID _I	Identificação da pastilha padrão - posição intermediária
MMCC	Código para torque de pré-set
MMCX	Torque de corte máximo
NOF	Número de canais
NT	Número de dentes
OAH	Altura total
OAL	Comprimento total
OAW	Largura total

OH	Balanço recomendado
OHN	Balanço mínimo
OHX	Balanço máximo
ORDCODE	Código de pedido
PCL	Comprimento cilíndrico periférico
PDX	Distância ex do perfil
PDY	Distância ey do perfil
PHD	Diâmetro do furo pré-usinado
PHDX	Diâmetro máximo do furo pré-usinado
PL	Comprimento da ponta
PNA	Ângulo do perfil
PRFRAD	Raio do perfil
PRSPC	Especificação do perfil
PSIR	Ângulo de ataque da ferramenta
PSIRL	Ângulo da aresta de corte principal, versão esquerda
PSIRR	Ângulo da aresta de corte principal, versão direita
PSW	Largura do canal pré-usinado
RADH	Altura radial do corpo
RADW	Largura radial do corpo
RAR	Ângulo de folga do lado direito
RE	Raio de canto
REL	Raio de canto esquerdo
RER	Raio de canto direito
RETOLL	Menor tolerância do raio de canto
RETOLU	Maior tolerância do raio de canto
RGL	Comprimento da reafiação
RMPX	Ângulo máximo para usinagem em rampa
RPMX	Rotação máxima
S	Raio da peça
SDL	Comprimento do diâmetro escalonado
SIG	Ângulo da ponta
SPTL	Linha de divisão
SSC	Código do tamanho do assento da pastilha
SSC _E	Código do tamanho do assento da pastilha - posição final
SSC _P	Código do tamanho do assento da pastilha - posição periférica
SSC _S	Código do tamanho do assento da pastilha - posição lateral
STA	Ângulo escalonado
SUBSTRATE	Substrato
TCDC	Classe de tolerância do diâmetro de corte
TCDCON	Tolerância do diâmetro de conexão
TCDDMM	Tolerância do diâmetro da haste
TCHA	Tolerância atingível do furo
TCHAL	Menor tolerância atingível do furo
TCHAU	Maior tolerância atingível do furo
TCT	Classe de tolerância da ferramenta
TCTR	Classe de tolerância da rosca
TD	Diâmetro da rosca
TDZ	Dimensão da rosca
TFLA	Total flutuação do macho à frente
TFLB	Total flutuação do macho para trás
TG	Gradiente do cone
THBTP	Conicidade da rosca
THCA	Ângulo de correção helicoidal da rosca
THCHT	Tipo de chanfro do macho
THFT	Tipo de rosca
THFTS	Tipo de rosca standard
THL	Comprimento da rosca
THUB	Espessura do cubo
TP	Passo da rosca
TPI	Fios por polegada
TPIN	Fios mínimos por polegada
TPIX	Fios máximos por polegada
TPN	Passo mínimo da rosca
TPT	Perfil da rosca
TPX	Passo máximo da rosca
TRMAX	Gama de machos máx.
TQ	Torque
TSYC	Código da ferramenta
TTP	Tipo de rosca
ULDR	Relação comprimento/diâmetro útil
VCX	Velocidade de corte máxima
W1	Largura da pastilha
WB	Largura do corpo
WF	Largura útil
WFCIRP	Largura para o ponto de referência da ferramenta de corte
WSC	Largura de fixação
WT	Peso do item
ZEFF	Número efetivo de arestas de corte - frontal
ZEFP	Número efetivo de arestas de corte na periferia (ZEFP)
ZWX	Número máximo de pastilhas Wiper

Tabela de conversão

Métrica para imperial

Distância
 1 metro = 39,370 polegadas
 1 metro = 3,281 pés
 1 milímetros = 0,039 polegadas

Peso

1 quilograma = 2,205 libras
 1 quilograma = 35,274 onças

Torque

1 Newton-metro (Nm) = 0,738 libra-força pés (pés-lbs)
 1 Newton-metro (Nm) = 8,851 libra-força polegadas (pol.-lbs)

Imperial para métrica

Distância
 1 polegadas = 25,4 milímetros
 1 pé = 0,3 metros
 1 pé = 304,8 milímetros

Peso

1 libra = 0,45 quilograma
 1 onça = 28,35 gramas

Torque

1 libra-força pé (pés-lbf) = 1,4 Newton-metro (Nm)
 1 libra-força polegadas (pol.-lbf) = 0,1 Newton-metro (Nm)

Fórmulas e definições:

v_c = velocidade de corte
 n = velocidade do fuso
 v_f = avanço da mesa
 z_n = número total de arestas de corte
 z_c = número de arestas de corte efetivas
 f_z = avanço por dente
 f_n = avanço por rotação
 h_{ex} = espessura máxima
 a_p = profundidade de corte
 l_a = largura da pastilha
 a_e = largura de corte
 a_p/D_c % = imersão radial
 T = tempo de usinagem
 Q = taxa de remoção de metal
 n_{ap} = números de passes
 TPI = fios por polegada
 k_c = força de corte específica
 R_a = rugosidade superficial

Métrica


m/min (metro/minuto)
 rpm (rotação por minuto)
 mm/min
 mm/z
 mm/rot
 mm
 mm
 mm
 mm
 %
 mín.
 mm/rot
 N/mm²
 µm

Imperial

pés/min (pés/minuto)
 pol./min
 pol./z
 pol./rot
 polegadas
 polegadas
 polegadas
 polegadas
 %
 mín.
 pol³/min
 lbs/pol.²
 µin

Tamanho da pastilha

iC = círculo inscrito em polegadas

 = comprimento da aresta de corte em mm

Ifind

Nossas ferramentas mais práticas reunidas para sua conveniência

Você está on-line, está em movimento e está na fábrica. Onde quer que você esteja, você pode acessar os recursos de que precisa através do app Ifind.

O app irá ajudá-lo a encontrar ferramentas, soluções ou as informações de que você precisa para suas atividades. Você pode obter recomendações de ferramentas, fazer pedidos, rastrear sua compra e até aprender mais sobre usinagem. O que você quer fazer hoje?

Tudo que você encontrar no app Ifind está disponível em qualquer dispositivo.?



Recondicionamento

Oferecemos mais do que apenas a “reafiação” tradicional. Com nosso serviço de recondicionamento, garantimos desempenho original repetível de suas ferramentas, o que reduz o seu custo por aplicação.

Nossa oferta



100%

Confiabilidade

Nossos especialistas estão disponíveis para oferecer suporte e know-how.



x3

Desempenho original

A qualidade da ferramenta original é garantida – até três vezes.




50%

Economia

Com o recondicionamento, você pode reduzir os custos de suas ferramentas em até 50%.

Produtos incluídos no serviço



Furação



Fresamento



Alargamento



Como indicado pelo símbolo de recondicionamento nas páginas de famílias e de produtos.

Informações adicionais



Caixa de recondicionamento

A caixa pode ser pedida em dois tamanhos

- Pequeno (300 x 200 x 138mm)

Número do artigo: 6949557

- Médio (400 x 300 x 138mm)

Número do artigo: 6949558

Todos os tipos de ferramentas Sandvik Coromant podem ser enviados na mesma caixa.



Serviço de recondicionamento

- Antes do recondicionamento, uma inspeção determinará se sua ferramenta pode ser recondicionada. As ferramentas que não poderão ser recondicionadas serão devolvidas
- Uma marcação a laser na haste da ferramenta indica cada serviço de recondicionamento realizado
- As ferramentas são devolvidas na embalagem original



O que acontece com suas ferramentas?

- Restauração completa da geometria
- O comprimento da broca é reduzido
- O diâmetro e o comprimento da fresa de topo são reduzidos (Diâmetro mínimo é cerca de 0,9xDc)
- A tolerância de diâmetro do alargador é mantida

Para preços, entre em contato com seu representante Sandvik Coromant local.

Para a segurança do meio-ambiente

Conheça o novo Conceito de Reciclagem da Coromant (CRC)!

O Conceito de Reciclagem da Coromant (CRC) é um serviço abrangente, oferecido pela Sandvik Coromant para pastilhas de metal duro usadas, em todos os seus respectivos clientes. Em tempos do aumento de consumo de matérias-primas não renováveis, o gerenciamento econômico de recursos escassos é um dever de todos os fabricantes. A Sandvik Coromant está fazendo a parte dela oferecendo-se para coletar pastilhas de metal duro e ferramentas inteiriças de metal duro usadas e reciclá-las de maneira o mais favorável possível ao meio-ambiente. Todas as pastilhas de metal duro são recolhidas em uma caixa de coleta no próprio local de trabalho. Quando a caixa de coleta ficar suficientemente cheia, o seu conteúdo é então transferido para a caixa de transporte a qual é enviada para a Sandvik Coromant, ou um distribuidor/representante Coromant mais próximo, que também pode lhe fornecer mais detalhes a respeito.



Os benefícios do CRC (Conceito de Reciclagem da Coromant) falam por si só!

- Um sistema de reciclagem mundial exclusivo.
- Para todos os nossos clientes e clientes de nossos distribuidores.
- Procedimento simples com caixas de coleta e transporte.
- Menos sucata para preservação do meio ambiente.
- Melhor utilização de recursos.
- Pastilhas de metal duro de outros fabricantes também são aceitas.

Solicite caixas de coleta para cada torno, fresadora, furadeira ou para seu centro de usinagem. Recomendamos uma caixa de coleta para as pastilhas e uma caixa separada para ferramentas inteiriças de metal duro para cada local em que se realize uma operação de usinagem. Para instruções detalhadas sobre como vender suas pastilhas de metal duro usadas, visite www.sandvik.coromant.com/br e selecione o seu mercado.

Caixa de coleta:

Caixa de transporte para ferramentas inteiriças de metal duro (madeira):

Caixa de transporte para pastilhas (madeira):

Códigos para pedido

91617

92994

92995

Informações sobre segurança

Informações sobre segurança para afiação do metal duro

Composição do material

Porta-ferramentas

Os porta-ferramentas contêm principalmente ferro (FE) e elementos de baixa-liga como cromo, níquel, manganês, molibdênio e silício.

Pastilhas intercambiáveis/ferramentas de corte/ferramentas rotativas

As substâncias de produtos de metais duros contêm principalmente carboneto de tungstênio e cobalto. Elas também podem conter carbonetos e carbonitreto dos seguintes elementos: titânio, tântalo, nióbio, cromo, molibdênio e vanádio.

Rotas de exposição

A afiação ou aquecimento do blank de metal duro, ou de um produto de metal duro produzirá poeira ou fumaça com elementos perigosos que podem ser inalados, tragados ou entrar em contato com a pele ou olhos.

Toxidade elevada

O pó é tóxico quando inalado e essa inalação pode ocasionar irritação das vias respiratórias. Uma inalação mais grave em termos de toxicidade é a inalação combinada de carboneto de tungstênio e cobalto, comparada com a inalação só de cobalto. O contato com a pele pode causar irritação e rachaduras. Pessoas sensíveis podem apresentar uma reação alérgica.

Toxidade crônica

A inalação repetida de aerossóis que contenham cobalto pode causar obstrução das vias respiratórias. A inalação prolongada de altas concentrações pode causar fibrose ou câncer de pulmão. Estudos epidemiológicos indicam que trabalhadores que no passado estiveram expostos a altas concentrações de carboneto de tungstênio/cobalto carregam um alto risco de desenvolver câncer de pulmão.

O cobalto e o níquel são agentes em potencial para causar irritações na pele. Um contato repetido ou prolongado pode causar irritação.

Fases de risco

Tóxico: perigo de sérios danos à saúde devido à exposição prolongada por inalação

Tóxico quando inalado

Evidências limitadas de efeito cancerígeno.

Pode causar sensibilidade pela inalação e contato com a pele

Medidas preventivas

Evite a formação e a inalação do pó. Use ventilação local por exaustão adequada para manter a exposição pessoal bem abaixo dos limites nacionais autorizados.

Se não houver ventilação ou ela for inadequada, use máscaras respiratórias aprovadas nacionalmente para esse fim.

Use óculos de segurança com laterais quando necessário.

Evite contato repetitivo com a pele. Use luvas adequadas. Lave bem as mãos depois do manuseio.

Use roupas protetoras adequadas. Lave as roupas quando necessário.

Não coma, beba ou fume na área de trabalho. Lave a pele bem antes de comer, beber ou fumar.



Lista de referência cruzada de materiais

ISO	MC	CMC	País										
			Europa	Alema- na	Grã-Bretanha	Suécia	EUA	França	Itália	Espanha	Japão		
			Norma										
			DIN EN	W.-nr.	BS	EN	SS	AISI/SAE/ASTM	AFNOR	UNI	UNE	JIS	
P	Aços sem liga												
	P1.1.Z.AN	01.1	S235JR G2	1.0038	4360 40 C	-	1311	A570.36	E 24-2 Ne	-	-	STKM 12A;C	
	P1.1.Z.AN	01.1	S235J2 G3	1.0116	4360 40 B	-	1312	A573-81 65	E 24-U	Fe37-3	-	-	
	P1.1.Z.AN	01.1	C15	1.0401	080M15	-	1350	1015	CC12	C15C16	F.111	-	
	P1.1.Z.AN	01.1	C22	1.0402	050A20	2C/2D	1450	1020	CC20	C20C21	F.112	-	
	P1.1.Z.AN	01.1	C15E	1.1141	080M15	32C	1370	1015	XC12	C16	C15K	S15C	
	P1.1.Z.AN	01.1	C25E	1.1158	-	-	-	1025	-	-	-	S25C	
	P1.1.Z.AN	01.1	S380N	1.8900	4360 55 E	-	2145	A572-60	-	FeE390KG	-	-	
	P1.1.Z.AN	01.1	17MnV7	1.0870	4360 55 E	-	2142	A572-60	NFA 35-501 E 36	-	-	-	
	P1.1.Z.AN	02.1	55Si7	1.0904	250A53	45	2085	9255	55S7	55Si8	56Si7	-	
	P1.1.Z.AN	02.2	-	-	-	-	2090	9255	55S7	-	-	-	
	P1.2.Z.AN	01.2	C35	1.0501	060A35	-	1550	1035	CC35	C35	F.113	-	
	P1.2.Z.AN	01.2	C45	1.0503	080M46	-	1650	1045	CC45	C45	F.114	-	
	P1.2.Z.AN	01.2	40Mn4	1.1157	150M36	15	-	1039	35M5	-	-	-	
	P1.2.Z.AN	01.2	36Mn5	1.1167	-	-	2120	1335	40M5	-	36Mn5	SMn438(H)	
	P1.2.Z.AN	01.2	28Mn6	1.1170	150M28	14A	-	1330	20M5	C28Mn	-	SCMn1	
	P1.2.Z.AN	01.2	C35G	1.1183	060A35	-	1572	1035	XC38TS	C36	-	S35C	
	P1.2.Z.AN	01.2	C45E	1.1191	080M46	-	1672	1045	XC42	C45	C45K	S45C	
	P1.2.Z.AN	01.2	C53G	1.1213	060A52	-	1674	1050	XC48TS	C53	-	S50C	
	P1.2.Z.AN	01.3	C55	1.0535	070M55	-	1655	1055	-	C55	-	-	
	P1.2.Z.AN	01.3	C55E	1.1203	070M55	-	-	1055	XC55	C50	C55K	S55C	
	P1.2.Z.AN	02.1	S275J2G3	1.0144	4360 43C	-	1412	A573-81	E 28-3	-	-	SM 400A;B;C	
	P1.2.Z.AN	02.1	S355J2G3+C2	1.0570	4360 50B	-	2132	-	E36-3	Fe52BFN/Fe52CFN	-	SM490A;B;C;YA;YB	
	P1.2.Z.AN	02.1	S355J2G3	1.0841	150 M 19	-	2172	5120	20 MC 5	Fe52	F-431	-	
	P1.3.Z.AN	01.3	C60E	1.0601	080A62	43D	-	1060	CC55	C60	-	-	
	P1.3.Z.AN	01.3	C60E	1.1221	080A62	43D	1678	1060	XC60	C60	-	S58C	
	P1.3.Z.AN	01.4	C101E	1.1274	060 A 96	-	1870	1095	XC 100	-	F-5117	-	
	P1.3.Z.AN	01.4	C101u	1.1545	BW 1A	-	1880	W 1	Y105	C36KU	F-5118	SK 3	
	P1.3.Z.AN	01.4	C105W1	-	BW2	-	2900	W210	Y120	C120KU	F.515	SUP4	
	P1.3.Z.AN	02.1	S340 MGC	1.0961	-	-	-	9262	60SC7	60SiCr8	60SiCr8	-	
	P1.4.Z.AN	01.1	11SMn30	1.0715	230M07	-	1912	1213	S250	CF9SMn28	11SMn28	SUM22	
	P1.4.Z.AN	01.1	11SMnPb30	1.0718	-	-	1914	12L13	S250Pb	CF9SMnPb28	11SMnPb28	SUM22L	
	P1.4.Z.AN	01.1	10SPb20	1.0722	-	-	-	-	10PbF2	CF10SPb20	10SPb20	-	
	P1.4.Z.AN	01.1	11SMn37	1.0736	240M07	1B	-	1215	S 300	CF9SMn36	12SMn35	-	
	P1.4.Z.AN	01.1	11SMnPb37	1.0737	-	-	1926	12L14	S300Pb	CF9SMnPb36	12SMnP35	-	
	P1.4.Z.AN	01.2	35S20	1.0726	212M36	8M	1957	1140	35MF4	-	F210G	-	
	P1.5.C.UT	01.1	GC16E	1.1142	030A04	1A	1325	1115	-	-	-	-	
	Aços	Aços baixa-liga											
		P2.1.Z.AN	02.1	16Mo3	1.5415	1501-240	-	2912	A204GrA	15D3	16Mo3KW	16Mo3	-
		P2.1.Z.AN	02.1	14Ni6	1.5622	-	-	-	A350LF5	16N6	14Ni6	15Ni6	-
		P2.1.Z.AN	02.1	21NiCrMo2	1.6523	805M20	362	2506	8620	20NCD2	20NiCrMo2	20NiCrMo2	SNCM220(H)
		P2.1.Z.AN	02.1	17CrNiMo6	1.6587	820A16	-	-	-	18NCD6	-	14NiCrMo13	-
		P2.1.Z.AN	02.1	15Cr3	1.7015	523M15	-	-	5015	12C3	-	-	SCR415(H)
		P2.1.Z.AN	02.1	55Cr3	1.7176	527A60	48	-	5155	55C3	-	-	SUP9(A)
		P2.1.Z.AN	02.1	15CrMo5	1.7262	-	-	2216	-	12CD4	-	12CrMo4	SCM415(H)
		P2.1.Z.AN	02.1	13CrMo4-5	1.7335	1501-620Gr27	-	-	A182 F11;F12	15CD3.5	14CrMo4 5	14CrMo45	-
		P2.1.Z.AN	02.1	10CrMo9 10	1.7380	1501-622 Gr.31;45	-	2218	A182 F.22	12CD9, 10	12CrMo9, 10	TU.H	-
		P2.1.Z.AN	02.1	14MoV6 3	1.7715	1503-660-440	-	-	-	-	-	13MoCrV6	-
		P2.1.Z.AN	02.1	50CoMo4	1.7228	823M30	33	2512	-	-	653M31	-	-
		P2.1.Z.AN	02.2	14NiCr10	1.5732	-	-	-	3415	14NC11	16NiCr11	15NiCr11	SNC415(H)
P2.1.Z.AN		02.2	14NiCr14	1.5752	655M13; A12	36A	-	3415;3310	12NC15	-	-	SNC815(H)	
P2.1.Z.AN		02.1/02.2	16MnCr5	1.7131	(527M20)	-	2511	5115	16MC5	16MnCr5	16MnCr5	-	
P2.1.Z.AN		02.1/02.2	34CrMo4	1.7220	708A37	19B	2234	4137;4135	35CD4	35CrMo4	34CrMo4	SCM432;SCCRM3	
P2.1.Z.AN		02.1/02.2	41CrMo4	1.7223	708M40	19A	2244	4140;4142	42CD4TS	41CrMo4	42CrMo4	SCM 440	
P2.1.Z.AN		02.1/02.2	42CrMo4	1.7225	708M40	19A	2244	4140	42CD4	42CrMo4	42CrMo4	SCM440(H)	
P2.1.Z.AN		03.11	14NiCrMo134	1.6657	832M13	36C	-	-	-	15NiCrMo13	14NiCrMo131	-	
P2.2.Z.AN		02.1	31CrMo12	1.8515	722 M 24	-	2240	-	30 CD 12	30CrMo12	F-1712	-	
P2.2.Z.AN		02.1	39CrMoV13 9	1.8523	897M39	40C	-	-	-	36CrMoV12	-	-	
P2.2.Z.AN		02.1	41CrS4	1.7039	524A14	-	2092	L1	-	105WCR 5	-	-	
P2.2.Z.AN		02.1	50NiCr13	1.2721	-	-	2550	L6	55NCV6	-	F-528	-	
P2.2.Z.AN		03.11	45WCrV7	1.2542	BS1	-	2710	S1	-	45WCrV8KU	45WCrSi8	-	
P2.2.Z.AN/P2.5.Z.HT		02.1/02.2	36CrNiMo4	1.6511	816M40	110	-	9840	40NCD3	38NiCrMo4(KB)	35NiCrMo4	-	
P2.2.Z.AN/P2.5.Z.HT		02.1/02.2	34CrNiMo6	1.6582	817M40	24	2541	4340	35NCD6	35NiCrMo6(KB)	-	-	
P2.2.Z.AN/P2.5.Z.HT		02.1/02.2	34Cr4	1.7033	530A32	18B	-	5132	32C4	34Cr4(KB)	35Cr4	SCR430(H)	
P2.2.Z.AN/P2.5.Z.HT		02.1/02.2	41Cr4	1.7035	530A40	18	-	5140	42C4	41Cr4	42Cr4	SCR440(H)	
P2.2.Z.AN/P2.5.Z.HT		02.1/02.2	32CrMo12	1.7361	722M24	40B	2240	-	30CD12	32CrMo12	F.124.A	-	
P2.2.Z.AN/P2.5.Z.HT		02.1/02.2	51CrV4	1.8159	735A50	47	2230	6150	50CV4	50CrV4	51CrV4	SUP10	
P2.2.Z.AN/P2.5.Z.HT	02.1/02.2	41CrAlMo7	1.8509	905M39	41B	2940	-	40CAD6, 12	41CrAlMo7	41CrAlMo7	-		
P2.3.Z.AN	02.1	100Cr6	1.3505	534A99	31	2258	52100	100C6	100Cr6	F.131	SUJ2		

Lista de referência cruzada de materiais

ISO	MC	CMC	País									
			Europa	Alemanha	Grã-Bretanha	Suécia	EUA	França	Itália	Espanha	Japão	
			Norma		BS		SS	AISI/SAE/ASTM	AFNOR	UNI	UNE	JIS
			DIN EN	W.-nr.	EN							
P	P2.3.Z.AN/H1.2.Z.HA	02.1/02.2	105WCr6	1.2419	-	-	2140	-	105WC13	10WCr6	105WCr5	SKS31
	P2.3.Z.AN/H1.2.Z.HA	-	-	-	-	-	-	-	-	107WCr5KU	-	SKS2, SKS3
	P2.3.Z.AN/H1.2.Z.HA	02.1/02.2	-	1.2714	-	-	-	L6	55NCDV7	-	F.520.S	SKT4
	P2.3.Z.AN/H1.3.Z.HA	02.1/02.2	100Cr6	1.2067	BL3	-	-	L3	Y100C6	-	100Cr6	-
	P2.4.Z.AN	02.1	16MnCr5	1.7139	-	-	2127	-	-	-	-	-
	P2.5.Z.HT	02.1	16Mo5	1.5423	1503-245-420	-	-	4520	-	16Mo5	16Mo5	-
	P2.5.Z.HT	02.1	40NiCrMo8-4	1.6562	311-Type 7	-	-	8740	-	40NiCrMo2(KB)	40NiCrMo2	SNCM240
	P2.5.Z.HT	02.1	42Cr4	1.7045	-	-	2245	5140	-	-	42Cr4	SCr440
	P2.5.Z.HT	02.1	31NiCrMo14	1.5755	830 M 31	-	-	2534	-	-	F-1270	-
	P2.5.Z.HT	02.2	36NiCr6	1.5710	640A35	111A	-	3135	35NC6	-	-	SNC236
	P2.6.C.UT	02.1	22Mo4	1.5419	605A32	-	2108	8620	-	-	F520.S	-
	P2.6.C.UT	02.1/02.2	25CrMo4	1.7218	1717CDS110	-	2225	4130	25CD4	25CrMo4(KB)	AM26CrMo4	SCM420;SCM430
	P2.6.C.UT	06.2	-	-	-	-	2223	-	-	-	-	-
Aços alta-liga												
P3.0.Z.AN	03.11	X210Cr12	1.2080	BD3	-	-	D3	Z200C12	X210Cr13KU	X210Cr12	SKD1	
P3.0.Z.AN	03.11	X43Cr13	1.2083	-	-	2314	-	-	-	-	-	
P3.0.Z.AN	03.11	X40CrMoV5 1	1.2344	BH13	-	2242	H13	Z40CDV5	X35CrMoV05KU	X40CrMoV5	SKD61	
P3.0.Z.AN	03.11	X100CrMoV5 1	1.2363	BA2	-	2260	A2	Z100CDV5	X40CrMoV511KU	X100CrMoV5	SKD12	
P3.0.Z.AN	03.11	X210CrW12	1.2436	-	-	2312	-	-	X100CrMoV51KU	X210CrW12	SKD2	
P3.0.Z.AN	03.11	X30WCrV9 3	1.2581	BH21	-	-	H21	Z30WCV9	X215CrW12 1KU	X30WCrV9	SKD5	
P3.0.Z.AN	03.11	X165CrMoV 12	1.2601	-	-	2310	-	-	X28W09KU	X30WCrV9 3KU	-	
P3.0.Z.AN	03.21	X155CrMoV12-1	1.2379	-	-	2736	HNV3	-	X165CrMoV12KU	X160CrMoV12	-	
P3.0.Z.HT	03.11	X8Ni9	1.5662	1501-509;510	-	-	ASTM A353	-	-	-	-	
P3.0.Z.HT	03.11	12Ni19	1.5680	-	-	-	2515	Z18N5	X10Ni9	XBNI09	-	
P3.1.Z.AN	03.11	S6-5-2	1.3343	4959BA2	-	2715	D3	Z40CSD10	-	-	SUH3	
P3.1.Z.AN	03.13	-	-	BM 2	-	2722	M 2	Z85WDCV	HS 6-5-2-2	F-5603.	SKH 51	
P3.1.Z.AN	03.13	HS 6-5-2-5	1.3243	BM 35	-	2723	M 35	6-5-2-5	HS 6-5-2-5	F-5613	SKH 55	
P3.1.Z.AN	03.13	HS 2-9-2	1.3348	HS 2-9-2	-	2782	M 7	-	HS 2-9-2	F-5607	-	
P3.2.C.AQ	06.33	G-X120Mn12	1.3401	Z120M12	-	2183	L3	Z120M12	XG120Mn12	X120Mn12	SCMnH1	
Aços inoxidáveis ferríticos/martensíticos												
Aços	P5.0.Z.AN	05.11/15.11	X10CrAl13	1.4724	403S17	-	-	405	Z10C13	X10CrAl12	F311	SUS405
	P5.0.Z.AN	05.11/15.11	X10CrAl18	1.4742	430S15	60	-	430	Z10CAS18	X8Cr17	F3113	SUS430
	P5.0.Z.AN	05.11/15.11	X10CrAl2-4	1.4762	-	-	2322	446	Z10CAS24	X16Cr26	-	SUH446
	P5.0.Z.AN	05.11/15.11	X1CrMoTi18-2	1.4521	-	-	2326	S44400	-	-	-	-
	P5.0.Z.AN/P5.0.Z.HT	05.11/15.11	X6Cr13	1.4000	403S17	-	2301	403	Z6C13	X6Cr13	F3110	SUS403
	P5.0.Z.AN/P5.0.Z.HT	-	X7Cr14	1.4001	-	-	-	-	-	-	F.8401	-
	P5.0.Z.AN/P5.0.Z.HT	05.11/15.11	X10Cr13	1.4006	410S21	56A	2302	410	Z10C14	X12Cr13	F3401	SUS410
	P5.0.Z.AN/P5.0.Z.HT	05.11/15.11	X6Cr17	1.4016	430S15	960	2320	430	Z8C17	X8Cr17	F3113	SUS430
	P5.0.Z.AN/P5.0.Z.HT	05.11/15.11	X6CrAl13	1.4002	405S17	-	-	405	Z8CA12	X6CrAl13	-	-
	P5.0.Z.AN/P5.0.Z.HT	05.11/15.11	X20Cr13	1.4021	420S37	-	2303	420	Z20C13	X20Cr13	-	-
	P5.0.Z.AN/P5.0.Z.HT	05.11/15.11	X6CrMo17-1	1.4113	434S17	-	2325	434	Z8CD17.01	X8CrMo17	-	SUS434
	P5.0.Z.HT	03.11	X45CrS9-3-1	1.4718	401S45	52	-	HW3	Z45CS9	X45GrS8	F322	SUH1
	P5.0.Z.HT	05.11/15.11	X85CrMoV18-2	1.4748	443S65	59	-	HNV6	Z80CSN20.02	X80CrSiNi20	F.320B	SUH4
	P5.0.Z.HT	05.11/15.11	X20CrMoV12-1	1.4922	-	-	2317	-	-	X20CrMoNi 12 01	-	-
	P5.0.Z.PH	05.11/15.11	X12CrS13	1.4005	416 S 21	-	2380	416	Z11CF13	X12 CrS 13	F-3411	SUS 416
	P5.0.Z.PH	05.11/15.11	X46Cr13	1.4034	420S45	56D	2304	-	Z40CM	X40Cr14	F.3405	SUS420J2
	P5.0.Z.PH	05.11/15.11	X19CrNi17-2	1.4057	431S29	57	2321	431	Z15CNi6.02	X16CrNi16	F.3427	SUS431
	P5.0.Z.PH	05.12/15.12	X5CrNiCuNb16-4	1.4542 1.4548	-	-	-	630	Z7CNU17-04	-	-	-
P5.0.Z.PH	15.21	X4 CrNiMo16-5	1.4418	-	-	-	2387	-	-	-	-	
P5.1.Z.AN/P5.0.Z.HT	05.11/15.11	X14CrMoS17	1.4104	-	-	2383	430F	Z10CF17	X10CrS17	F3117	SUS430F	
P2.1.Z.AN	02.1											
P2.2.Z.AN	02.1		1.0045									
P2.2.Z.AN	02.1											
P2.5.Z.HT	02.2											
P1.2.Z.AN												
P1.2.Z.AN												
P1.2.Z.AN												
P2.5.Z.HT												
P2.5.Z.HT	02.2											
P2.5.Z.HT	02.2											
P2.5.Z.HT												
P2.5.Z.HT												

Lista de referência cruzada de materiais

ISO	MC	CMC	País									
			Europa	Alemanha	Grã-Bretanha	Suécia	EUA	França	Itália	Espanha	Japão	
			Norma									
			DIN EN	W.-nr.	BS	EN	SS	AISI/SAE/ASTM	AFNOR	UNI	UNE	JIS
M	Aços inoxidáveis austeníticos											
	M1.0.Z.AQ	05.11/15.11	X3CrNiMo13-4	1.4313	425C11	-	2385	CA6-NM	Z4CND13.4M Z38C13M	(G)X6CrNi304	-	SCS5
	M1.0.Z.AQ/M1.0.C.UT	05.11/15.11	X53CrMnNiN21-9	1.4871	349S54	-	-	EV8	Z52CMN21.09	X53CrMnNiN21 9	-	SUH35, SUH36
	M1.0.Z.AQ/M1.0.C.UT	05.21/15.21	X2CrNi18-10	1.4311	304S62	-	2371	304LN	Z2CN18.10	-	-	SUS304LN
	M1.0.Z.AQ/M1.0.C.UT	05.21/15.21	X2CrNiMoN17-13-3	1.4429	-	-	2375	316LN	Z2CND17.13	-	-	SUS316LN
	M1.0.Z.AQ/M1.0.C.UT	05.21/15.21	X2CrNiMo17-12-2	1.4404	316S13	-	2348	316L	Z2CND17-12	X2CrNiMo1712	-	-
	M1.0.Z.AQ/M1.0.C.UT	05.21/15.21	X2CrNiMo18-14-3	1.4435	316S13	-	2353	316L	Z2CND17.12	X2CrNiMo17 12	-	SCS16, SUS316L
	M1.0.Z.AQ/M1.0.C.UT	05.21/15.21	X3CrNiMo17-3-3	1.4436	316S33	-	2343, 2347	316	Z6CND18-12-03	X8CrNiMo1713	-	-
	M1.0.Z.AQ/M1.0.C.UT	05.21/15.21	X2CrNiMo18-15-4	1.4438	317S12	-	2367	317L	Z2CND19.15	X2CrNiMo18 16	-	SUS317L
	M1.0.Z.AQ/M1.0.C.UT	05.21/15.21	X6CrNiNb18-10	1.4550	347S17	58F	2338	347	Z6CNNb18.10	X6CrNiNb18 11	F.3552 F.3524	SUS347
	M1.0.Z.AQ/M1.0.C.UT	05.21/15.21	X6CrNiMoTi17-12-2	1.4571	320S17	58J	2350	316Ti	Z6NDT17.12	X6CrNiMoTi17 12	F.3535	-
	M1.0.Z.AQ/M1.0.C.UT	05.21/15.21	X10CrNiMoNb 18-12	1.4583	-	-	-	318	Z6CNDNb17 13B	X6CrNiMoNb17 13	-	-
	M1.0.Z.AQ/M1.0.C.UT	05.21/15.21	X15CrNiSi20-12	1.4828	309S24	-	-	309	Z15CNS20.12	-	-	SUH309
	M1.0.Z.AQ/M1.0.C.UT	05.21/15.21	X2CrNiMoN17-11-2	1.4406	301S21	58C	2370	308	Z1NCDU25.20	-	F.8414	SCS17
	M1.0.Z.AQ	05.21/15.21	X1CrNiMoCuN20-18-7	1.4547	-	-	2378	S31254	Z1CNDU20-18-06AZ	-	-	-
	M1.0.Z.AQ/M1.0.C.UT	05.21/15.21	X9CrNi18-8	1.4310	-	-	2331	301	Z12CN17.07	X12CrNi17 07	F.3517	SUS301
	M1.0.Z.PH	05.22/15.22	X7CrNiAl17-7	1.4568 1.4504	316S111	-	-	17-7PH	Z8CNA17-07	X2CrNiMo1712	-	-
	M1.0.Z.AQ/M1.0.C.UT	05.21/15.21	X2CrNi19-11	1.4306	304S11	-	2352	304L	Z2CN18-10	X2CrNi 18 11	-	-
	M1.1.Z.AQ	05.21/15.21	-	-	304S12	-	-	-	-	-	-	-
	M1.1.Z.AQ	05.21/15.21	-	-	304S31	58E	2332, 2333	304	Z6CN18.09	X5CrNi18 10	F.3504 F.3541	SUS304
	M1.1.Z.AQ	05.21/15.21	X5CrNi18-10	1.4301	304S15	58E	2332	304	Z6CN18.09	X5CrNi18 10	F.3551	SUS304
	M1.1.Z.AQ	05.21/15.21	X5CrNiMo17-2-2	1.4401	316S16	58J	2347	316	Z6CND17.11	X5CrNiMo17 12	F.3543	SUS316
	M1.1.Z.AQ	05.21/15.21	X6CrNiTi18-10	1.4541	321S12	58B	2337	321	Z6CNT18.10	X6CrNiTi18 11	F.3553 F.3523	SUS321
	M1.2.Z.AQ	05.21/15.21	X8CrNiSi18-9	1.4305	303S21	58M	2346	303	Z10CNF 18.09	X10CrNiSi 18.09	F.3508	SUS303
	Aços inoxidáveis super austeníticos (Ni>20%)											
	M2.0.C.AQ	20.11	G-X40NiCrSi36-18	1.4865	330C11	-	-	-	-	XG50NiCr39 19	-	SCH15
	M2.0.Z.AQ	05.21/15.21	X1NiCrMoCu25-20-5	1.4539	-	-	2562	UNS V 0890A	Z2 NCDU25-20	-	-	-
	M2.0.Z.AQ	05.21/15.21	X8CrNi25-21	1.4845	310S24	-	2361	310S	Z12CN25 20	X6CrNi25 20	F.331	SUH310
	M2.0.Z.AQ	20.11	X12NiCrSi36 16	1.4864	-	-	-	330	Z12NCS35.16	F-3313	-	SUH330
	M2.0.Z.AQ	05.23/15.23	X1NiCrMoCu31-27-4	1.4563	-	-	2584	NO8028	Z1NCDU31-27-03	-	-	-
	Aços inoxidáveis Duplex (austeníticos/ferríticos)											
	M3.1.Z.AQ/M3.1.C.AQ	05.51/15.51	X2CrNiN23-4	1.4362	-	-	2376	S31500	-	-	-	-
	M3.1.Z.AQ/M3.1.C.AQ	05.51/15.51	X8CrNiMo27-5	-	-	-	2324	S32900	-	-	-	-
	M3.2.Z.AQ/M3.2.C.AQ	05.52/15.52	X2CrNiN23-4	-	-	-	2327	S32304	Z2CN23-04AZ	-	-	-
	M3.2.Z.AQ/M3.2.C.AQ	05.52/15.52	-	-	-	-	2328	-	-	-	-	-
	M3.2.Z.AQ/M3.2.C.AQ	05.52/15.52	X2CrNiMoN22-53	-	-	-	2377	S31803	Z2CND22-05-03	-	-	-
	M1.1.Z.AQ	05.21/15.21										
	M1.1.Z.AQ	05.21/15.21		1.0045				Marcas SANMAC 304 (Sandvik Steel)				
	M1.1.Z.AQ	05.21/15.21						SANMAC 304L (Sandvik Steel)				
	M1.1.Z.AQ	05.21/15.21						SANMAC 316 (Sandvik Steel)				
	M1.1.Z.AQ	05.21/15.21						SANMAC 316L (Sandvik Steel)				
	M1.0.Z.AQ	05.23/15.23						254 SMO				
	M2.0.Z.AQ	05.23/15.23						654 SMO				
	M3.2.Z.AQ	05.52/15.52						SANMAC SAF 2205 (Sandvik Steel)				
	M3.2.Z.AQ	05.52/15.52						SANMAC SAF 2507 (Sandvik Steel)				

Lista de referência cruzada de materiais

ISO	MC	CMC	País										
			Europa	Alema- nha	Grã-Bretanha	Suécia	EUA	França	Itália	Espanha	Japão		
			Norma										
			DIN EN	W.-nr.	BS	EN	SS	AISI/SAE/ASTM	AFNOR	UNI	UNE	JIS	
K	Ferros fundidos maleáveis												
	K1.1.C.NS	07.1	-	-	8 290/6	-	0814	-	MN 32-8	-	-	FCMB310	
	K1.1.C.NS	07.1	EN-GJMB350-10	0.8135	B 340/12	-	0815	32510	MN 35-10	-	-	FCMW330	
	K1.1.C.NS	07.2	EN-GJMB450-6	0.8145	P 440/7	-	0852	40010	Mn 450	GMN 45	-	FCMW370	
	K1.1.C.NS	07.2	EN-GJMB550-4	0.8155	P 510/4	-	0854	50005	MP 50-5	GMN 55	-	FCMP490	
						P 570/3		0858	70003	MP 60-3			FCMP540
	K1.1.C.NS	07.2	EN-GJMB650-2	0.8165	P570/3	-	0856	A220-70003	Mn 650-3	GMN 65	-	FCMP590	
	K1.1.C.NS	07.3	EN-GJMB700-2	0.8170	P690/2	-	0862	A220-80002	Mn700-2	GMN 70	-	FCMP690	
	Ferros fundidos cinzentos												
	K2.1.C.UT	08.1	-	-	-	-	0100	-	-	-	-	-	-
K2.1.C.UT	08.1	EN-GJL-100	0.6010	-	-	0110	No 20 B	Ft 10 D	-	-	-	FC100	
K2.1.C.UT	08.1	EN-GJL-150	0.6015	Grade 150	-	0115	No 25 B	Ft 15 D	G 15	FG 15	-	FC150	
K2.1.C.UT	08.1	EN-GJL-200	0.6020	Grade 220	-	0120	No 30 B	Ft 20 D	G 20	-	-	FC200	
K2.1.C.UT	08.2	EN-GJL-250	0.6025	Grade 260	-	0125	No 35 B	Ft 25 D	G 25	FG 25	-	FC250	
K2.1.C.UT	08.2	EN-JLZ	0.6040	Grade 400	-	0140	No 55 B	Ft 40 D	-	-	-	-	
K2.2.C.UT	08.2	EN-GJL-300	0.6030	Grade 300	-	0130	No 45 B	Ft 30 D	G 30	FG 30	-	FC300	
K2.2.C.UT	08.2	EN-GJL-350	0.6035	Grade 350	-	0135	No 50 B	Ft 35 D	G 35	FG 35	-	FC350	
K2.3.C.UT	08.3	GGL-NiCr20-2	0.6660	L-NiCuCr202	-	0523	A436 Type 2	L-NC 202	-	-	-	-	
Ferros fundidos nodulares													
K3.1.C.UT	09.1	EN-GJS-400-15	0.7040	SNG 420/12	-	0717-02	60-40-18	FCS 400-12	GS 370-17	FGE 38-17	-	FCD400	
K3.1.C.UT	09.1	EN-GJS-400-18-LT	0.7043	SNG 370/17	-	0717-12	-	FGS 370-17	-	-	-	-	
K3.1.C.UT	09.1	EN-GJS-350-22-LT	0.7033	-	-	0717-15	-	-	-	-	-	-	
K3.1.C.UT	09.1	EN-GJS-800-7	0.7050	SNG 500/7	-	0727	80-55-06	FGS 500-7	GS 500	FGE 50-7	-	FCD500	
K3.2.C.UT	09.2	EN-GJS-600-3	0.7060	SNG 600/3	-	0732-03	-	FGS 600-3	-	-	-	FCD600	
K3.3.C.UT	09.2	EN-GJS-700-2	0.7070	SNG 700/2	-	0737-01	100-70-03	FGS 700-2	GS 700-2	FGE 70-2	-	FCD700	
K3.5.C.UT	-	EN-GJSA-XNiCr20-2	0.7660	Grade S6	-	0776	A43D2	S-NC 202	-	-	-	-	
Ferro vermicular													
K4.1.C.UT	-	EN-GJV-300											
K4.1.C.UT	-	EN-GJV-350											
K4.2.C.UT	-	EN-GJV-400											
K4.2.C.UT	-	EN-GJV-450											
K4.2.C.UT	-	EN-GJV-500											
Ferro dúctil austemperado													
K5.1.C.NS	-	EN-GJS-800-8	-	-	-	-	ASTM A897 No. 1	-	-	-	-	-	
K5.1.C.NS	-	EN-GJS-1000-5	-	-	-	-	ASTM A897 No. 2	-	-	-	-	-	
K5.2.C.NS	-	EN-GJS-1200-2	-	-	-	-	ASTM A897 No. 3	-	-	-	-	-	
K5.2.C.NS	-	EN-GJS-1400-1	-	-	-	-	ASTM A897 No. 4	-	-	-	-	-	
K5.3.C.NS	-	-	-	-	-	-	ASTM A897 No. 5	-	-	-	-	-	

Lista de referência cruzada de materiais

ISO	MC	CMC	País									
			Europa	Alema- nha	Grã-Bretanha	Suécia	EUA	França	Itália	Espanha	Japão	
			Norma									
			DIN EN	W.-nr.	BS	EN	SS	AISI/SAE/ASTM	AFNOR	UNI	UNE	JIS
N Metais não ferrosos	Ligas à base de alumínio											
	N1.3.C.AG	30.21	G-AISI9MGWA	3.2373	-	-	4251	SC64D	A-S7G	-	-	C4BS
	N1.3.C.UT	30.21	G-ALMG5	-	LM5	-	4252	GD-AISI12	A-SU12	-	-	AC4A
	N1.3.C.UT/N1.3.C.AG	30.21/30.22	-	-	LM25	-	4244	356.1	-	-	-	A5052
	N1.3.C.UT	-	GD-AISI12	-	-	-	4247	A413.0	-	-	-	A6061
	N1.3.C.AG	-	GD-AISI8Cu3	-	LM24	-	4250	A380.1	-	-	-	A7075
	N1.3.C.UT	-	G-AISI12(Cu)	-	LM20	-	4260	A413.1	-	-	-	ADC12
	N1.3.C.UT	-	G-AISI12	-	LM6	-	4261	A413.2	-	-	-	-
	N1.3.C.AG	-	G-AISI10Mg(Cu)	-	LM9	-	4253	A360.2	-	-	-	-
	S Super ligas resistentes ao calor	Ligas à base de níquel										
S2.0.Z.AG		20.22	S-NiCr13A16MoNb	LW2 4670	mar-46	-	-	5391	NC12AD	-	-	-
S2.0.C.UT		20.24	NiCo15Cr10MoAlTi	LW2 4674	-	-	-	AMS 5397	-	-	-	-
S2.0.Z.AG		20.22	NiFe35Cr14MoTi	LW2.4662	-	-	-	5660	ZSNCDT42	-	-	-
S2.0.Z.AG		20.22	NiCr19Fe19NbMo	LW2.4668	HR8	-	-	5383	NC19eNB	-	-	-
S2.0.Z.AG		20.22	NiCr20TiAk	2.4631	Hr401.601	-	-	-	NC20TA	-	-	-
S2.0.Z.AG		20.22	NiCr19Co11MoTi	2.4973	-	-	-	AMS 5399	NC19KDT	-	-	-
S2.0.Z.AG		20.22	NiCr19Fe19NbMo	LW2.4668	-	-	-	AMS 5544	NC20K14	-	-	-
S2.0.Z.AN		20.21	-	2.4603	-	-	-	5390A	NC22FeD	-	-	-
S2.0.Z.AN		20.21	NiCr22Mo9Nb	2.4856	-	-	-	5666	NC22FeDNB	-	-	-
S2.0.Z.AN		20.21	NiCr20Ti	2.4630	HR5.203-4	-	-	-	NC20T	-	-	-
S2.0.Z.AG		20.22	NiCu30AL3Ti	2.4375	3072-76	-	-	4676	-	-	-	-
Ligas à base de cobalto												
-		-	CoCr20W15Ni	-	-	-	-	5537C, AMS	KC20WN	-	-	-
S3.0.Z.AG		20.32	CoCr22W14Ni	LW2.4964	-	-	-	5772	KC22WN	-	-	-
Ligas de titânio												
S4.2.Z.AN		23.22	TiAl5Sn2.5	3.7115.1	TA14/17	-	-	UNS R54520	T-A5E	-	-	-
S4.2.Z.AN		23.22	TiAl6V4	3.7165.1	TA10-13/TA28	-	-	UNS R56401	UNS R56400	-	-	-
S4.3.Z.AN		23.22	TiAl5V5Mo5Cr3	-	-	-	-	-	T-A6V	-	-	-
S4.2.Z.AN		23.22	TiAl4Mo4Sn4Si0.5	3.7185	-	-	-	-	-	-	-	-
Marcas												
Ligas à base de ferro												
S2.0.Z.UT/S2.0.Z.AN	20.11	Incoloy 800										
Ligas à base de níquel												
S2.0.Z.AN	20.2	Haynes 600										
S2.0.Z.AN	20.2	Nimocast PD16										
S2.0.Z.AG	20.2	Nimonic PE 13										
S2.0.Z.AG	20.2	Rene 95										
S2.0.Z.AN	20.21	Hastelloy C										
S2.0.Z.AN	20.21	Incoloy 825										
S2.0.Z.AN	20.21	Inconel 600										
S2.0.Z.AG	20.21	Monel 400										
S2.0.Z.AG	20.22	Inconel 700										
S2.0.Z.AG	S2.0.Z.AG	Inconel 718										
S2.0.Z.AG	20.22	Mar - M 432										
S2.0.Z.AG	20.22	Nimonic 901										
S2.0.Z.AG	20.22	Waspaloy										
S2.0.C.NS	20.24	Jessop G 64										
Ligas à base de cobalto												
S3.0.Z.AG	20.3	Resist. ar 213										
S3.0.Z.AG	20.3	Jetalloy 209										
H Materiais endurecidos	Materiais endurecidos											
	H1.2.Z.HA	04.1	X100CrMo13	1.4108	-	-	2258 08	440A	-	-	-	C4BS
	H1.3.Z.HA	04.1	X110CrMoV15	1.4111	-	-	2534 05	610	-	-	-	AC4A
	H1.2.Z.HA	04.1	X65CrMo14	-	-	-	2541 06	0-2	-	-	-	AC4A

Chave de código para CoroMill® Plura

R A 21 5 . 3 A - 100 30 – A C 22 H

1	2	3	4	5	6	7	8	9	10	11	12	13	14
---	---	---	---	---	---	---	---	---	----	----	----	----	----

<p>1 Direção de rotação</p> <hr/> <p>R Versão direita L Versão esquerda</p>	<p>2 Sistema de medidas</p> <hr/> <p>A Versão em polegadas</p>	<p>3 Tipo de ferramenta</p> <hr/> <p>21 Fresa de topo</p>	<p>4 Função furação</p> <hr/> <p>5 Sem furação 6 Furação</p>
--	--	---	---

<p>6 Número de dentes</p> <hr/> <p>1-9 1 a 9 dentes A-Z 10 a 32 dentes</p>	<p>8 Diâmetro de corte</p> <hr/> <p>Ferramentas (polegadas) Diâmetro de corte DC em 1/64 polegadas.</p> <p>Exemplo: 10 = 5/32 polegadas</p> <hr/> <p>Ferramentas métricas Diâmetro de corte DC em 1/10 mm.</p> <p>Exemplo: 100 = 10.0 mm</p>	<p>9 Ângulo de hélice</p> <hr/> <p>Grau da hélice gira próximo de 5 graus.</p>
<p>7 Com refrigeração</p> <hr/> <p>C = Refrigeração interna - = Refrigeração externa</p>		

<p>12 Comprimento da haste</p> <hr/> <p>S Comprimento curto da haste C Comprimento longo da haste K Comprimento da haste > "C" L Comprimento da haste > "K" X Comprimento da haste > "L" E LF curto e LU I LF médio, LU médio J LF médio, LU longo O LF longo, LU médio P LF longo, LU longo</p>	<p>13 Máx. profundidade de corte, a_p</p> <hr/> <p>Ferramentas (polegadas) Comprimento de corte em 1/16 polegadas Se DC < 1/8 em 1/64 polegadas Exemplo: 09 = 9/16 polegadas para DC 3/16 polegadas</p> <hr/> <p>Ferramentas métricas Comprimento de corte em mm Se D_c ou D_{c2} < 3mm em 1/10 mm Exemplo: 07 = 7 mm para DC 6 mm 70 = 7 mm para DC 2.5 mm</p>
--	---

Chave de código para CoroMill® Plura

5 Desenho básico da fresa de topo

- | | |
|---|---|
| 0 Fresa de topo para chanfro côncavo | 6 Raio completo (Ball Nose) com formato esférico |
| 1 Formato quadrado com/sem chanfro de canto, tolerância estreita em DC | 7 Formato reto cônico |
| 2 Formato quadrado com raio de canto | 8 fresa de topo chanfro 45° |
| 3 Formato quadrado com/sem chanfro de canto | 9 fresa de topo chanfro 30° |
| 4 Formato raio completo (Ball Nose) (6 ou menos dentes) | H Fresa de topo para altos avanços |
| 5 Formato de raio completo cônico (Ball Nose) (6 ou menos dentes) | T Fresa de topo para torno-fresamento |

10 Raio de canto/ângulo cônico

Raio de canto		Ângulo cônico
Ferramentas métricas – Sem raio	Ferramentas (polegadas) – Sem raio	Ferramentas métricas – Sem raio/Ângulo
A <0.5 mm	A 1/64 polegadas	M 0.5°
B 0.5 mm	B 1/32 polegadas	N 1°
C 1.0 mm	C 3/64 polegadas	O 1.5°
D 1.5 mm	D 1/16 polegadas	P 2°
E 2.0 mm	E 5/64 polegadas	Q 2.5°
F 2.5 mm	F 3/32 polegadas	R 3°
etc.	etc.	S 3.5°
		T 4°
		etc.

11 Tipo de haste

- A** Cilíndrica
- B** Weldon
- C** Cilíndrica com pescoço
- E-J** Cilíndrica com pescoço (Comprimento do pescoço / DC, mm)

E = 0.1 - 1.9	H = 6.0 - 7.9
F = 2.0 - 3.9	I = 8.0 - 9.9
G = 4.0 - 5.9	J = 10 - 11.9
- Y** = Cilíndrica com iLock

14 Tipo de geometria

Aresta de corte	TW % do DC	Ângulo de saída γ°
K Kordell	50-60	9°-12°
B Quebra-cavaco	60	4°-7°
U Kordell	<50	9°-12°
A Reto	<45	12°-15°
P Reto	45-55	9°-12°
N Reto	56-65	9°-12°
L Reto	66-75	4°-12°
G Reto	50-75	-3°-3°
H Reto	>75	<-3°
C Compression router		

TW = Diâmetro central

Chave de código para CoroMill® Plura

2	S	3	4	0	-	1200	-	200	-	M	A	1640
1	2	3	4	5		6		7	8	9	10	11

1 Série

1: Versátil
2: Otimizado

2 Geometria da face

S: Topo reto com raio de canto, corte central
F: Topo reto com raio de canto, sem corte central
P: Topo reto, corte central
N: Topo reto, sem corte central
B: Ball Nose (Ponta Esférica)
C: Ferramentas para chanfrar
H: Fresa para alto avanço
U: Chanfro com raio
T: Tornofresamento

3 Ângulo de hélice do canal

0: $0^\circ < \text{FHA} \leq 15^\circ$
1: $15^\circ < \text{FHA} \leq 25^\circ$
2: $25^\circ < \text{FHA} \leq 35^\circ$
3: $35^\circ < \text{FHA} \leq 45^\circ$
4: $45^\circ < \text{FHA} \leq 55^\circ$
5: $55^\circ < \text{FHA} \leq 65^\circ$

4 Comprimento de corte médio da ferramenta (APMX/DC)

0: 0-0.5 x DC
1: 0.6-1.0 x DC
2: 1.1-1.5 x DC
3: 1.6-2.0 x DC
4: 2.1-2.5 x DC
5: 2.6-3.0 x DC
6: 3.1-3.5 x DC
7: 3.6-4.0 x DC
8: 4.1-5.0 x DC
9: > 5.0 x DC

5 Número sequencial para diferenciar entre tipos de ferramentas.

6 Diâmetro de corte (DC) em 1/100.
Ex.: 1200 = 12.00 mm

7 Raio de canto, chanfro ou raio do chanfro em 1/100.
Ex.: Raio de canto 200 = 2 mm.
Ex.: Chanfro 045 = 45°

8 Com refrigeração

- Sem refrigeração
C: Saída de refrigeração radial
A: Saída de refrigeração axial

9 Material ISO primário

P: ISO P
K: ISO K
M: ISO M
S: ISO S
H: ISO H
N: ISO N
O: ISO O
X: Multi

10 Haste

A: Cilíndrica
B: Weldon
C: Cilíndrica com pescoço
D: Weldon com pescoço
G: Pequena

11 Classe

Chave de código para cabeças intercambiáveis de fresamento, CoroMill® 316

A	316	-	12	S	M	4	50	C	120	05	P
1	2		3	4	5	6	7	8	9	10	11

1 Sistema de medidas	2 Nome da família	3 Tamanho da interface	4 Desenho básico
A = Versão em polegadas	P. ex.: 316 = CoroMill® 316	Tamanho do acoplamento EH P. ex.: 12 = E12	S = Reto = 90° F = Reto sem corte de centro B = Ball Nose (Ponta Esférica) C = Ferramentas para chanfrar H = HFC (Fresa para altos avanços) U = Chanfro com raio
5 Comprimento da cabeça	6 Número de arestas	7 Ângulo de hélice	
M = Média	P. ex.: ZEFP = 4	Grau de hélice	
8 Com refrigeração	9 Diâmetro de corte	10 Raio de canto	
- Sem refrigeração C Saída de refrigeração radial A Saída de refrigeração axial	Ferramentas métricas P. ex.: 120 = 12,0 mm Ferramentas (polegadas) P. ex.: 050 = 0,5 pol.	Ferramentas métricas P. ex.: 05 = RE 0.5 mm Ferramentas (polegadas) P. ex.: 04 = RE 0.4 mm (.015")	
11 Geometria			
Geometria	Ângulo de saída	Diâmetro do núcleo	
P	9-12°	50%	
L	4-12°	70%	
G	-3-3°	70%	
K	9-12°	60%	Kordell
A	12-15°		
D	-10°-0°		

Chave de código para fresas de topo CoroMill® Plura para usinagem de rosca

R 21 7 . 1 5 C 100 300 A K 30 N

1	2	3	4	5	6	7	8	9	10	11	12
---	---	---	---	---	---	---	---	---	----	----	----

B

1 Direção de rotação R Versão direita	4 Tipo de rosca 1= Rosca interna métrica MJ e métrica fina 2= Rosca externa métrica/métrica fina 3= Rosca UNC/UNF interna 4= Rosca UNC/UNF externa 5= Rosca NPT interna 6= Rosca NPT externa 7= Rosca NPTF interna 8= Rosca NPTF externa 9= Rosca G interna 0= Rosca G externa	5 Número de dentes 1-9 1 a 9 dentes
2 Tipo de ferramenta 21 Fresa de topo		6 Refrigeração interna C Refrigeração interna - Sem refrigeração
3 Função 7 Fresamento de rosca		7 Diâmetro da ferramenta Diâmetro de corte em 1/10 mm

C

8 Passo Passo em 1/100 mm	9 Tipo de haste A Haste cilíndrica B Haste Weldon C Haste cilíndrica com chanfro	10 Comprimento da haste S Comprimento curto da haste C Comprimento longo da haste K Comprimento da haste > "C" L Comprimento da haste > "K" X Comprimento da haste > "L"
---	--	--

D

11 Máx. profundidade de corte, a_p Comprimento de corte em mm (Se D_c ou $D_{c2} < 3$ mm em 1/10 mm)	12 Tipo de geometria N Hélice 10°, rosca interna, ângulo de saída 9-12° H Hélice 30°, rosca interna ângulo de saída < 0° P Ângulo de hélice 15° - ângulo de saída 9-10° S Ângulo de hélice 15° - ângulo de saída 4-5°
--	--

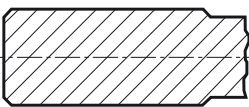
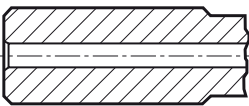
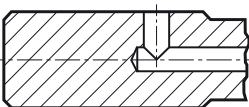
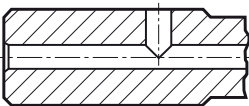
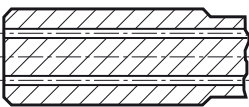
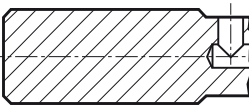
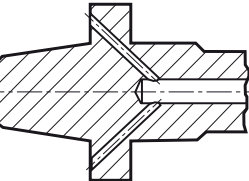
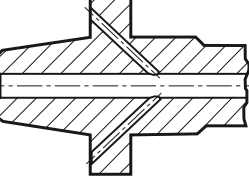
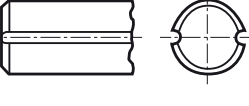
E

Chave de código para machos

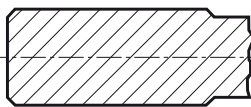
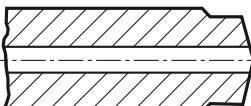
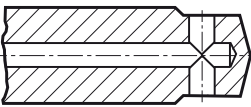
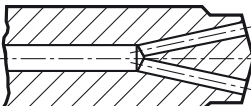
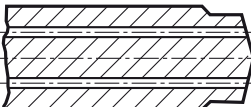
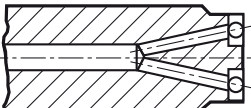
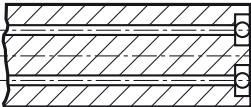
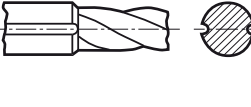
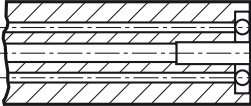
T200	-	S	D	100	D	A	-	M3
1		2	3	4	5	6		7

<p>1 Família de produtos</p>	<p>2 Material ISO</p> <p>P = Aços M = Aços inoxidáveis K = Ferros fundidos S = Superligas resistentes ao calor ?</p> <p>H = Material endurecido N = Material não-ferroso X = Material cruzado</p>	<p>3 Nível do material</p> <p>E = Fácil M = Média D = Difícil</p>
<p>4 Número</p> <p>1 0 0</p> <p>Nº diferente para: haste reforçada ou reta chanfro diferente, ferramenta, refrigeração etc.</p>	<p>5 Standard</p> <p>D = DIN A = ANSI & DIN/ANSI J = JIS I = ISO</p>	<p>6 Perfil da rosca</p> <p>A = M B = MF C = MJ D = UN E = UNC F = UNF G = UNEF H = UNJC I = UNJF J = UNS K = G L = NPT M = NPTF N = NPSF O = NPSM P = EGM Q = EGMF R = EGUNC S = EGUNF T = PG U = R V = Rc X = Rp Y = BA Z = EGUNJF</p>
<p>7 Dimensão</p> <p>Passo somente quando necessário, como em MF.</p> <p>M3 M10x125 (nenhum decimal fornecido no tamanho do passo)</p>		

CNSC**Código do tipo de entrada de refrigeração**

Código	Descrição	Imagem
0	Sem refrigeração	
1	Entrada axial concêntrica	
2	Entrada radial	
3	Entrada axial concêntrica e radial	
4	Entrada axial concêntrica no círculo	
5	Entrada radial antes do adaptador	
6	Decentralizada sobre o flange	
7	Decentralizada sobre o flange e axial	
8	Decentralizada sobre canais na haste	

CXSC**Código do tipo de saída para refrigeração**

Código	Descrição	Imagem
0	Sem saída de refrigeração	
1	Saída axial concêntrica	
2	Saída radial	
3	Saída inclinada axial	
4	Axial concêntrica no círculo	
5	Saída axial inclinada com olhal, ajustável	
6	Saída decentralizada com olhal, ajustável	
7	Decentralizada sobre canais na haste	
8	Axial ou decentralizada com olhal, ajustável	

Código	Página	Código	Página	Código	Página
1B230-XA	A32	2S220-NC	A90	A316..FL..L	A151
1B231-XA	A33	2S221-NG	A90	A316..FM..L	A165
1B232-XA	A33	2S340-MA	A58	A316..HM..C..P	A153
1B240-XA	A34	2S342..CMA	A51-A52	A316..HM..P	A154
1C050-XA	A36	2S342..CMB	A49	A316..SL..P	A144
1C050-XB	A36	2S342-PA	A47	A316..SM..C..P	A147
1P220-XA	A12	2S342-PB	A45	A316..SM..K	A160
1P220-XB	A13	2S440-SD	A79	A316..SM..P	A149
1P221-XA	A14	316..BM..DG	A163	A316..UM..G	A170
1P221-XB	A15	316..BM..G	A163	A326..VM-TH	A175
1P222-XA	A16	316..BM2..G	A162	A326-CH	A174
1P222-XB	A16	316..CM..G	A168	E	
1P230-XA	A17-A18	316..CM2..G	A169	E195	C22
1P230-XB	A17	316..FL..L	A151	E207	C20
1P231-XA	A19	316..FM..D	A172	E212	C21
1P231-XB	A20	316..FM..L	A165-A166	E245	C22
1P240-XA	A21	316..HM..C..P	A153	E258	C20
1P240-XB	A21	316..HM..D	A172	E263	C21
1P250-XA	A22	316..HM..P	A154	E301	C39
1P250-XB	A22	316..SL..P	A143, A145	E302	C40
1P251-XA	A23	316..SM..A	A158	E305	C41
1P251-XB	A23	316..SM..C..P	A147	E306	C42
1P260-XA	A24	316..SM..K	A160	E308	C43
1P260-XB	A24	316..SM..P	A148	E309	C41
1P330-XA	A26	316..SM2..P	A156	E310	C41
1P330-XB	A26	316..UM..G	A170	E314	C102
1P340-XA	A30	326..VM-TH	A175	E315	C44
1P340-XB	A30	326-CH	A174	E316	C102
1P341-XA	A27	400.1..A1-NM	B67	E317	C48
1P341-XB	A27	400.4..A1-NM	B67	E323	C52
1P360-XA	A28	430.1..A1-NM	B68	E324	C73
1P370-XA	A28	430.4..A1-NM	B68	E326	C73
1U000-XA	A37	435.B..A1-XF	D3	E344	C79
2B230-NA	A114	435.T..A1-XF	D4	E345	C79
2B320-NG	A112	452.1-C	B63	E346	C107
2B330-NC	A113	452.1-CM	B64	E347	C107
2F210-SC	A140	452.4-CM	B64	E362	C137
2F340..CSC	A59	452.C1-C	B65	E363	C121
2F340..CSD	A62	452.R-CM	B65	E364	C88
2F340..SC	A60-A61	460.1..A0-XM	B13-B17	E404	C108
2F340-SD	A62	460.1..A1-XM	B4-B12	E416	C71
2F341-SC	A63	830	D13	E454	C80
2F341-SD	A64	830A	D12	E455	C80
2F342-PC	A40	830B	D12	E615	C26
2F342-PD	A42	835.B..A1-MF	D9	E616	C9
2F440-ASD	A78	835.B..A1-PF	D6	E736	C138
2H310-SC	A140	835.T..A1-MF	D10	E738	C138
2N342-PC	A41	835.T..A1-PF	D7	E852	C81
2N342-PD	A43	860.1..A0-GM	B20, B22-B24	E854	C74
2P050-OA	A123	860.1..A1	B29-B35	E862	C109
2P051-OA	A122	860.1..A1-GM	B19-B24	E864	C103
2P120-NC	A86	860.1..A1-MM	B37-B40	E872	C94
2P121-NC	A87	860.1..A1-NM	B42-B44	E873	C97
2P122-NC	A87	860.1..A1-SM	B46-B49	E874	C91
2P123-NG	A88	860.1..B0-GM	B20, B22-B24	E882	C130
2P160-NA	A86	860.1..B1-GM	B19-B24	E883	C136
2P170-NA	A88	860.1..C0-GM	B25-B26	E884	C127
2P210-NC	A92	860.1..C1-GM	B19-B24	E885	C133
2P211-PC	A106	860.1..D0-GM	B25-B26	E890	C47
2P212-PC	A106	860.1..G1-GM	B20, B22-B24	E891	C49
2P230-NA	A91	860.2..B1-GM	B25-B26	E892	C50
2P231-NA	A91	860.2..C1-GM	B25-B26	E893	C51
2P232-NA	A89	860.2..E1-GM	B27	EP03P	C75-C76
2P340-PA	A54	861.1..A1-GM	B52-B55	EP03PA	C78
2P340-PB	A54	861.1..A1-GP	B51	EP09P	C77
2P341-MA	A57	862.1..A1-GM	B57	EP13P	C86
2P342..CMB	A48	863.1..A0-O	B60	EP13PA	C87
2P342-CMA	A50	863.1..A1-N	B59	EP23PA	C93
2P342-PA	A46	863.1..A1-OS	B59	EP29PA	C92
2P342-PB	A44	863.1..B1-MS	B61	EX03P	C104
2P350-OA	A125	863.1..B1-OS	B61	EX03PA	C106
2P360-PA	A55	A		EX09P	C105
2P370-PB	A56	A316..BM..G	A163	EX13P	C118-C119
2P440-SD	A80	A316..BM2..G	A162	EX13PA	C120
2P460-NA	A124	A316..CM..G	A168	EX23PA	C128
2P460-OA	A126	A316..CM2..G	A169	EX29PA	C129

Código	Página	Código	Página	Código	Página
EX33PA	C134	T100-KM100DB	C64	T200-XM100DE	C14
EX39PA	C135	T100-KM101AA	C58	T200-XM100DF	C16
R		T100-KM101AB	C65	T200-XM100DK	C18
R215.2x..AC..H	A101	T100-KM101AE	C67	T200-XM101AA	C10
R215.34C..BC..P	A72	T100-KM101AF	C69	T200-XM101AB	C13
R215.3x..30AC..H	A100	T100-KM101DA	C56	T200-XM101AE	C15
R215.3x..50AC..H	A100	T100-KM102AA	C58	T200-XM101AF	C17
R215.3x..50-AC..L	A102	T100-KM102AE	C67	T200-XM101DA	C7
R215.Hx..AC..H	A66	T100-KM102AF	C69	T200-XM101DE	C14
R215.Hx..AC..P	A68	T100-KM102DA	C56	T200-XM101DF	C16
R215.Hx..AK..P	A67	T100-KM102DB	C64	T200-XM104DA	C8
R216.22..AI..G	A82	T100-KM103AA	C58	T200-XM105DA	C8
R216.24..AI..G	A82	T100-KM103AE	C67	T300-NM100AA	C117
R216.2x..50CC..P	A76	T100-KM103AF	C69	T300-NM100AE	C131
R216.2x..AJ..G	A82	T100-KM103DA	C56	T300-NM100AF	C131
R216.2x..AK..H	A70	T100-KM104AA	C59	T300-NM100DA	C114, C116
R216.2x..AK..P	A73	T100-KM104AB	C66	T300-NM100DB	C124
R216.2x..AP..G	A83	T100-KM104AE	C68	T300-NM101AA	C117
R216.2x..BC..P	A77	T100-KM104AF	C70	T300-NM101DA	C115-C116
R216.2x..CK/L..P	A74	T100-KM104DA	C57	T300-NM101DA (FHA35)	C116
R216.3x..30-AE..G	A106	T100-KM104DB	C62	T300-SD100DA	C111
R216.3x..30-AI..G	A106	T100-KM105AA	C59	T300-SD100DB	C122
R216.3x..30-AJ..G	A106	T100-KM105AB	C66	T300-SD100DC	C125
R216.3x..30-BC..B	A94	T100-KM105AE	C68	T300-SD100DE	C126
R216.3x..30-BS..K	A96	T100-KM105AF	C70	T300-SD100DF	C132
R216.3x..40-AC..U	A95	T100-KM105DA	C57	T300-SD100DH	C139
R216.3x..40-AJ..U	A95	T100-KM106AA	C59	T300-SD100DI	C140
R216.3x..40-BC..K	A96	T100-KM106AE	C68	T300-SD100DZ	C142
R216.3x..50-AK..H	A71	T100-KM106AF	C70	T300-SD101DA	C112
R216.3x..50-AK..P	A75	T100-KM106DA	C60	T300-SM100DA	C113
R216.3x..50-BC..P	A77	T100-KM106DB	C62	T300-SM100DB	C123
R216.3x..60-AC..L	A103	T100-KM107AA	C59	T300-SM100DC	C125
R216.3x..CC/K..K	A97	T100-KM107AE	C68	T300-SM100DI	C140
R216.3xC..40-DC..K	A98	T100-KM107AF	C70	T300-SM100DS	C141
R216.3xC..40-DS..K	A98	T100-KM107DA	C60	T300-SM101DA	C113
R216.42..30..C..G	A110	T100-KM108AA	C59	T300-XM100AA	C25
R216.42..30-AI..G	A115	T100-KM108AB	C66	T300-XM100AB	C29
R216.42..30-AS/C..G	A118	T100-KM108AE	C68	T300-XM100AE	C31
R216.44..30-AI..G	A118	T100-KM108AF	C70	T300-XM100AF	C34
R216.4x..30-AC..G	A119	T100-KM108DA	C60	T300-XM100AL	C37
R216.4x..30-AE..G	A108	T100-KM108DB	C62	T300-XM100AM	C37
R216.4x..30-AJ..G	A109	T100-KM109AA	C59	T300-XM100DA	C23
R216.4x..30-AK..A	A112	T100-KM109AB	C66	T300-XM100DB	C27-C28
R216.4x..30-AK..G	A115	T100-KM109AE	C68	T300-XM100DE	C30
R216.4x..30-AO..G	A108	T100-KM109AF	C70	T300-XM100DF	C33
R216.4x..30-AP..G	A116	T100-KM109DA	C60	T300-XM100DK	C36
R216.4x..30-AQ..G	A116	T100-NM100DA	C61	T300-XM101AA	C25
D		T100-NM101DA	C61	T300-XM101AB	C29
R216.52/3..AL..G	A117	T101	C54	T300-XM101AE	C31
R216.54..AL..G	A117	T105	C110	T300-XM101AF	C34
R216.62..30-AO..G	A120	T106	C110	T300-XM101DA	C23-C24
R216.64..30-AO..G	A120	T110	C55	T300-XM101DE	C30
R217.1x..AC..H	A134	T115	C45	T300-XM101DF	C33
R217.1x..AC..M	A132	T116	C46	T300-XM102AA	C25
R217.1x..AC..N	A130	T120	C63	T300-XM102AB	C29
R217.1x..AC..P	A131	T200-NM100AA	C85	T300-XM102AE	C31
R217.1x..AC..S	A133	T200-NM100AE	C96	T300-XM102AF	C34
R217.1x..CC..K	A129	T200-NM100AF	C96	T300-XM102DA	C24
R217.1xC..AC/K..H	A134	T200-NM100DA	C84	T300-XM103AA	C25
R217.1xC..AC/K..N	A128	T200-NM101DA	C84	T300-XM103AB	C29
R217.3x..AC..P	A136	T200-SD100AE	C95	T300-XM103AE	C32
R217.3xC..AC..M	A135	T200-SD100AF	C98	T300-XM103AF	C35
R217.5x..AC..N	A137	T200-SD100AH	C99	T300-XM103DA	C24
R217.7x..AC..N	A137	T200-SD100AI	C100	T300-XM104DA	C24
R217.9x..BC..N	A138	T200-SD100DA	C82	T300-XM105DA	C24
E		T200-SM100DA	C83	T400-NM100DA	C147
RA215.2x..AK/L..L	A104	T200-SM100DB	C89	T400-PM100AA	C146
RA216.2x..AK..G	A84	T200-SM100DC	C90	T400-PM100AE	C150
RA216.2x..AK..H	A70	T200-SM100DI	C100	T400-PM100AF	C152
RA216.2x..AK..P	A73	T200-SM101DA	C83	T400-PM100DA	C144
RA216.4x..AK..G	A119	T200-XM100AA	C10	T400-PM100DB	C148
T		T200-XM100AB	C13	T400-PM101AE	C150
T100	C55	T200-XM100AE	C15	T400-PM101AF	C152
T100-KM100AA	C58	T200-XM100AF	C17	T400-PM101DA	C144
T100-KM100AB	C65	T200-XM100DA	C7	T400-PM101DB	C149
T100-KM100AE	C67	T200-XM100DB-MF	C11-C12	T400-PM102AE	C151
T100-KM100AF	C69				
T100-KM100DA	C56				

Código	Página	Código	Página	Código	Página
T400-PM102AF	C153				
T400-PM102DA	C144				
T400-PM102DB	C149				
T400-PM103AE	C151				
T400-PM103AF	C153				
T400-PM103DA	C145				
T400-PM104DA	C145				